

WC 137325 FLOWERS TRANSPORTATION, INC. 1979 1

WC 137325 325

W-1

Annual report

FMC-63
CLASS A & B
CARRIERS BY WATER
APPROVED BY GAO
B-180230 (R0258)

RECEIVED

MAY 2 1980


ICC - P.O. 2040

201625

FLOWERS TRANSPORTATION, INC.
P. O. BOX 1588
GREENVILLE, MS 38701

Correct name and address if different than shown.


Full name and address of reporting carrier.
(Use mailing label on original, copy in full on duplicate.)



TO THE
INTERSTATE COMMERCE COMMISSION
FOR THE YEAR ENDED DECEMBER 31, 1979

TO THE
FEDERAL MARITIME COMMISSION

FOR THE PERIOD OCT. 31, 1979



FLOWERS TRANSPORTATION, INC.

POST OFFICE BOX 1583
GREENVILLE, MISSISSIPPI

ZIP CODE

38701

28 March 1980

Mr. James H. Bayne
Chief Reports & Publications Branch
Interstate Commerce Commission
Washington, D.C. 20423

Dear Mr. Bayne:

Flowers Transportation, Inc., WC-1227, is in the process of filing its form W-1 as Class A water carrier for the period of operations for 1979. However, due to the loss of two key personnel in this department, the completion of this report has been delayed and we will be unable to meet the March 31, 1980, filing date. As such, we respectfully request an extension of time to file form W-1 until April 30, 1980.

Yours very truly,

FLOWERS TRANSPORTATION, INC.

John W. Mosley

Controller

JWM:nkd

PHONE: 601-378-3500

TWX: 510-992-9305

TELEX: 585359

Interstate Commerce Commission
Washington, D.C. 20423

1980

Bureau of Accounts

IN REPLY REFER TO:

ACAR/CS

WC-1227

Mr. John Mosley
Controller
Flowers Transportation, Inc.
P.O. Box 1588
Greenville, MS 38701

Dear Mr. Mosley:

This refers to your letter of March 28, 1980, requesting an extension of time to file a 1979 annual report Form W-1.

We are noting our records with the reason for the delay; however, we will expect future reports to be filed on time.

This Form W-1 should be filed on or before April 30, 1980.

Sincerely yours,

Bryan Brown, Jr.
Chief, Section of Accounting
& Reporting

NOTICE

APPLICABLE TO COMPANIES REPORTING TO THE INTERSTATE COMMERCE COMMISSION

1. This Form for annual report should be filled out in triplicate and two copies returned to the *Interstate Commerce Commission, Bureau of Accounts, Washington, D.C., 20423, by March 31 of the year following that for which the report is made.* Attention is especially directed to the following provisions of Part III of the Interstate Commerce Act:

SEC. 11145. The Commission is hereby authorized to require annual periodical, or special reports from water carriers, lessors *** (as defined in this section), and to prescribe the manner and form in which such reports shall be made, and to require from such carriers, lessors *** specific and full, true, and correct answers to all questions upon which the Commission may deem information to be necessary. Such annual reports shall give an account of the affairs of the carrier, lessor *** in such form and detail as may be prescribed by the Commission. Said annual reports shall contain all the required information for the period of 12 months ending on the 31st day of December in each year, unless the Commission shall specify a different date, and shall be made out under oath and filed with the Commission at its office in Washington within 3 months after the close of the year for which the report is made, unless additional time be granted in any case by the Commission. ***

SEC. 11909. Any water carrier or other person, or any officer, agent, employee, or representative thereof, who shall willfully fail or refuse to make a report to the Commission as required by this part, or to make specific and full, true, and correct answer to any question within 30 days from the time it is lawfully required by the Commission so to do, or to keep accounts, records, and memoranda in the form and manner prescribed by the Commission, or shall willfully falsify, destroy, mutilate, or alter any report, account, record, memorandum, book, correspondence, or other document, required under this part to be kept, or who shall willfully neglect or fail to make full, true, and correct entries in such accounts, records, or memoranda of all facts and transactions as required under this part, or shall willfully keep any accounts, records, or memoranda contrary to the rules, regulations, or orders of the Commission with respect thereto, or shall knowingly and willfully file with the Commission any false report, account, record, or memorandum, shall be deemed guilty of a misdemeanor, and upon conviction thereof in any court of the United States of competent jurisdiction within the district in which such offense was in whole or in part committed, be subject for each offense to a fine of not more than \$5,000. As used in this subsection, the word "keep" shall be construed to mean made, prepared, or compiled, as well as retained.

SEC. 11102. The term "water carrier" means a common carrier by water or a contract carrier by water.

SEC. 11141. As used in this section -- the term "lessor" means a lessor of any right to operate as a water carrier; and the term "water carrier" or "lessor" includes a receiver or trustee of such water carrier, lessor, ***.

2. The instructions in this Form should be carefully observed and each question should be answered fully and accurately, except where otherwise noted to the contrary, whether it has been answered in a previous annual report or not. Except in cases where they are specifically authorized, cancellations, arbitrary check marks, and the like, should not be used either as partial or as entire answers to inquiries. If any inquiry, based on a preceding inquiry in the present report form, is, because of the answer rendered to such preceding inquiry, inapplicable to the person or corporation in whose behalf the report is made, such notation as "Not applicable; see page _____, schedule (or line) number _____" should be used in answer thereto, giving precise reference to the portion of the report showing the facts which make the inquiry inapplicable. Where the word "none" truly and completely states the fact, it should be given as the answer to any particular inquiry or any particular portion of an inquiry. Where dates are called for, the month and day should be stated as well as the year. Customary abbreviations may be used in stating dates.

3. Every annual report should, in all particulars, be complete in itself, and references to the returns of former years should not be made to take the place of required entries except as herein otherwise specifically directed or authorized.

4. If it be necessary or desirable to insert additional statements, type-written or other, in a report, they should be legibly made on durable paper, and wherever practicable, on sheets not larger than a page of the Form. Inserted sheets should be securely attached, preferably at the inner margins; attachment by pins or clips is insufficient.

5. All entries should be made in a permanent black ink, except those of a contrary character, which should be indicated in parenthesis. Items of an unusual character should be indicated by appropriate symbol and footnote.

6. Money items, except averages, throughout the annual report form should be shown in **WHOLE DOLLARS** adjusted to accord with footings, except Schedule 541-Freight Carried During the Year. Totals for amounts reported in subsidiary accounts included in supporting schedules must be in agreement with related primary accounts.

7. Each respondent should make its annual report to this Commission in triplicate, retaining one copy in its files for reference in case correspondence with regard to such report becomes necessary. For this reason three copies of the Form are sent to each corporation concerned.

8. The respondent is further required to send to the Bureau of Accounts, immediately upon publication, two copies of its latest printed annual report to stockholders. See page 1.

9. Water carriers are, for the purpose of report to the Interstate Commerce Commission, divided into three classes in accordance with the following definitions:

Class A carriers are those carriers by water having average annual operating revenues exceeding \$500,000.

Class B carriers are those carriers by water having average annual operating revenues exceeding \$100,000 but not more than \$500,000.

Class C carriers are those carriers by water having average annual operating revenues of \$100,000 or less.

The annexed Form is prescribed for use by water carriers of Classes A and B. Class B carriers are permitted to use the condensed schedules of operating revenues and operating expenses appearing on pages 36 and 39, respectively. In other respects the requirements of the Form are identical for water carriers of both Classes A and B.

A separate Form, designated "Form W-3," is provided for water carriers of Class C.

10. Except where the context clearly indicates some other meaning, the following terms when used in this Form have the meanings below stated:

COMMISSION means the *Interstate Commerce Commission*.
RESPONDENT means the *person or corporation in whose behalf the report is made*.
THE YEAR means the *year ended December 31 for which the report is made*.
THE CLOSE OF THE YEAR means the *close of business on December 31, of the year for which the report is made*; or, in case the report is made for a shorter period than one year, it means the *close of the period covered by the report*.
THE BEGINNING OF THE YEAR means the *beginning of business on January 1 of the year for which the report is made*; or, in case the report is made for a shorter period than one year, it means the *beginning of the period covered by the report*.
THE PRECEDING YEAR means the *year ended December 31 of the year next preceding the year for which the report is made*.
THE UNIFORM SYSTEM OF ACCOUNTS means the *system of accounts published as Part 1209 of Title 49, Code of Federal Regulations, as amended*.
WATER CARRIERS as referred to herein means *Carriers by Inland and Coastal Waterways*.

11. Should there be doubt as to the reporting of any item or items or parts thereof, or advice is desired relative to the preparation of this report, address an inquiry to the Bureau of Accounts for consideration and decision.

A report shall be filled out in triplicate and two copies returned to the Federal Maritime Commission by every person or concern subject to the Intercoastal Shipping Act, 1933, 46 U.S.C. 843 et. seq. (except persons engaged in intrastate operations in Alaska and Hawaii) as provided in General Order No. 5, as amended, 46 C.F.R., Part 511.

NOTICE

APPLICABLE TO COMPANIES REPORTING TO THE FEDERAL MARITIME COMMISSION

CITATIONS FROM INTERCOASTAL SHIPPING ACT, 1933

SEC. 5. The provisions of this Act are extended and shall apply to every common carrier by water in interstate commerce, as defined in section 1 of the Shipping Act, 1916.

SEC. 7. The provisions of the Shipping Act, 1916, as amended, shall in all respects, except as amended by this Act, continue to be applicable to every carrier subject to the provisions of this Act.

CITATIONS FROM SHIPPING ACT, 1916

SEC. 1. Definitions (in part).—The term "common carrier by water in interstate commerce" means a common carrier engaged in the transportation by water of passengers or property on the high seas or the Great Lakes on regular routes from port to port between one State, Territory, District, or possession of the United States and any other State, Territory, District, or possession of the United States, or between places in the same Territory, District, or possession.

The term "common carrier by water" means a common carrier by water in foreign commerce or a common carrier by water in interstate commerce on the high seas or the Great Lakes on regular routes from port to port.

SEC. 21. That the Board may require any common carrier by water, or other person subject to this Act, or any officer, receiver, trustee, lessee, agent, or employee thereof, to file with it any periodical or special report, or any account, record, rate, or charge, or any memorandum of any facts and transactions appertaining to the business of such carrier or other person subject to this Act. Such report, account, record, rate, charge, or memorandum shall be under oath whenever the Board so requires, and shall be furnished in the form and within the time prescribed by the Board. Whoever fails to file any report, account, record, rate, charge, or memorandum as required by this section shall forfeit to the United States the sum of \$100 for each day of such default. Whoever willfully falsifies, destroys, mutilates, or alters any such report, account, record, rate, charge, or memorandum or willfully files a false report, account, record, rate, charge, or memorandum shall be guilty of a misdemeanor, and subject upon conviction to a fine of not more than \$1,000, or imprisonment for not more than 1 year, or to both such fine and imprisonment.

GENERAL INSTRUCTIONS

1. The instructions in this Form should be carefully observed and each question should be answered fully and accurately, except where other-

wise noted to the contrary, whether it has been answered in a previous annual report or not. Except in cases where they are specifically authorized, cancellations, arbitrary check marks, and the like, should not be used either as partial or as entire answers to inquiries. If any inquiry, based on a preceding inquiry in the present report form, is, because of the answer rendered to such preceding inquiry, inapplicable to the person or corporation in whose behalf the report is made, such notation as "Not applicable; see page _____, schedule (or line) number _____" should be used in answer thereto, giving precise reference to the portion of the report showing the facts which make the inquiry inapplicable. Where the word "none" truly and completely states the fact, it should be given as the answer to any particular inquiry or any particular portion of an inquiry. Where dates are called for, the month and day should be stated as well as the year. Customary abbreviations may be used in stating dates.

2. Every annual report should, in all particulars, be complete in itself, and references to the returns of former years should not be made to take the place of required entries except as herein otherwise specifically directed or authorized.

3. If it be necessary or desirable to insert additional statements, type-written or other, in a report, they should be legibly made on durable paper, and wherever practicable, on sheets not larger than a page of the Form. Inserted sheets should be securely attached, preferably at the inner margins; attachment by pins or clips is insufficient.

4. All entries should be made in a permanent black ink, except those of a contrary character, which should be indicated in parenthesis. Items of an unusual character should be indicated by appropriate symbol and footnote.

5. Each respondent should make its annual report to this Commission in triplicate, retaining one copy in its files for reference in case correspondence with regard to such report becomes necessary. For this reason three copies of the Form are sent to each corporation concerned.

6. Money items, except average, throughout the annual report form should be shown in WHOLE DOLLARS adjusted to accord with footings. Totals for amounts reported in subsidiary accounts included in supporting schedules must be in agreement with related primary accounts.

7. The respondent is further required to send to the Federal Maritime Commission, immediately upon publication, two copies of its latest printed annual report to stockholders. See item 9, page 1.

8. Should there be doubt as to the reporting of any item or items or parts thereof, or advice is desired relative to the preparation of this report, address an inquiry to the Bureau of Financial Analysis, Federal Maritime Commission for consideration and decision.

ANNUAL REPORT

OF

FLOWERS TRANSPORTATION, INC.
(NAME OF RESPONDENT)

P.O. BOX 1588 GREENVILLE, MISSISSIPPI 38701
(ADDRESS)

TO THE

INTERSTATE COMMERCE COMMISSION

FOR THE YEAR ENDED DECEMBER 31, 1979

TO THE

FEDERAL MARITIME COMMISSION

FOR THE PERIOD

1 NOVEMBER 1978 - 31 OCTOBER 1979

Name, official title, telephone number, and office address of officer in charge of correspondence with the Commission regarding this report:

(Name) BREWER VAUGHT, JR. (Title) SECRETARY - TREASURER
(Telephone number) 601-378-3500
(Area code) (Telephone number)
(Office address) P.O. BOX 1588 GREENVILLE, MISSISSIPPI 38701
(Street and number, City, State, and ZIP code)

SPECIAL NOTICE

The attention of the respondent is directed below to certain particulars, if any, in which this report form differs from the corresponding form for the preceding year. It should be understood that mention is not made of necessary substitutions of dates or, in general, such other things as simple modifications intended to make requirements clearer, other minor adjustments, and typographical corrections.

ESTIMATE OF REPORTING BURDEN

In order to monitor carrier reporting burden and to satisfy GAO requirements pursuant to Section 409 of Public Law 93-153, it is requested that you voluntarily furnish your best estimate of the number of hours required to complete this report.

In making this estimate, please include the number of hours attributable to preparing the report and for any special compilations contained in this report that would not generally be maintained or used by management for purposes other than reporting to this Commission.

Total hours (Estimated) 40

Table of Contents

	Schedule No.	Page		Schedule No.	Page
Identity of Respondent	101	1	Funded Debt and Receivers' and		
Directors	102	3	Trustees' Securities	261	28
Principal General Officers of Corporation,			Equipment obligations	263	30
Receiver, or Trustee	103	3	Funded Debt and Other Obligations (Matured		
Corporations Controlled by Respondent Other			and Unmatured) Changes During the Year		
than through Title to Securities	104A	4	265	31
Corporation Indirectly Controlled by			Capital Stock	251	32
Respondent	104B	4	Capital Stock Changes During the Year	253	33
Corporate Control over Respondent	108	5	Stock Liability for Conversion of		
Voting Powers and Elections	109	6	Securities of Other Companies	254	33
Guaranties and Suretyships	110	7	Proprietorial Capital	256	34
Comparative General Balance Sheet Statement			Retained Earnings-Unappropriated	291	35
.....	200	8	Dividend Appropriations	293	35
			Capital Surplus	296	35
Explanatory Notes		10	Water-Line Operating Revenues		
			Class A Companies	310	36
Income Account for the Year	300	11	Class B Companies	311	36
Explanatory Notes		12	Water-Line Operating Expenses		
Notes Receivable	214	13	Class A Companies	320	37
Compensating Balances and Short-Term			Water-Line Taxes	350	38
Borrowing Arrangements	205	12A	Water-Line Operating Expenses		
Special Deposits	206	12B	Class B Companies	321	39
Insurance, Sinking, and Other Special Funds	216	14	Rent Revenue	371	39
General Instructions Concerning Returns in			Abstract of Terms and Conditions of Leases	372	39
Schedules 217 and 218		15	Other Operating Rents	381	40
Noncapitalized lease commitments	250-254	15A-15E	Abstracts of Leasehold Contracts	382	40
Investments in Affiliated Companies	217	16	Miscellaneous Items in Income and Retained		
Undistributed Earnings from Certain			Income Accounts for the Year	396	41
Investments in Affiliated Com-			Floating Equipment	413	42
panies	219	17A	Services	414	42
Analysis of Federal Income and Other			Freight Carried During the Year	541	44
Taxes Deferred	220	17B	Freight and Passengers Carried During the		
Other Investments	218	18	Year (Domestic and Foreign)	542	57
Securities, Advances and Other In-			Employees, Service and Compensation	561	58
tangibles Owned or Controlled			Total Compensation of Employees by Month		
Through Nonreporting Carrier and			561A	59
Noncarrier Subsidiaries	221	20	Compensation of Officers, Directors, etc. ...	562	60
Property and Equipment	222	22	Payments for Services Rendered by		
Acquisition Adjustment	286	26	Other than Employees	563	60
Investments in Noncarrier Physical Property	287	27	Contracts, Agreements, etc.	591	61
Notes Payable	288	27	Important Changes During the Year	592	61
			Competitive Bidding—Clayton Anti-Trust		
			Act	595	62
			Verification and Oaths		63

101. IDENTITY OF RESPONDENT

Answers to the questions asked should be made in full, without reference to data returned on the corresponding page of previous reports. In case any changes of the nature referred to under inquiry 5 or 6 on this page have taken place during the year covered by this report, they should be explained in detail on page 61.

1. Give in full the exact name of the respondent. Use the words "The" and "Company" only when they are parts of the corporate name. The corporate name should be given uniformly throughout the report, notably on the cover, on the title page, and in the "Verification" (p. 62). If the report is made by receivers, trustees, a committee of bondholders, or individuals otherwise in possession of the property, state names and facts with precision.

3. If incorporated under a special charter, give date of passage of the act; if under a general law give date of filing certificate of organization; if a reorganization has been effected, give date of reorganization. If a receivership or other trust, give also date when such receivership or other

possession began. If a partnership, give date of formation and also names in full of present partners.

4. Give specific reference to laws of each State or Territory under which organized, citing chapter and section. Include all grants of corporate powers by the United States, or by Canada or other foreign country; also, all amendments to charter.

5. Give specific reference to special or general laws under which each consolidation or merger or combination of other form was effected, citing chapter and section. Specify Government, State, or Territory under the laws of which each company consolidated or merged or otherwise combined into the present company was organized; give reference to the charters of each, and to all amendments of them.

6. State the occasion for the reorganization, whether by reason of foreclosure of mortgage or otherwise, according to the fact. Give date of organization of original corporation and refer to laws under which organized.

1. Exact name of respondent making this report FLOWERS TRANSPORTATION, INC.

2. State whether respondent is a common or contract carrier and give ICC Docket Number

COMMON CARRIER

ICC DOCKET NUMBER W-1227

3. Date of incorporation OCTOBER 27, 1969

4. Under laws of what Government, State, or Territory organized? If more than one, name all. Give specific reference to each charter or statute and all amendments thereof, effected during the year. If previously effected show the year(s) of the report(s) setting forth the details. If in bankruptcy, give court of jurisdiction and dates of beginning of receivership or trusteeship and of appointment of receivers or trustees STATE OF MISSISSIPPI

5. If the respondent was formed as the result of a consolidation or merger during the year, name all constituent and all merged companies

N/A

6. If respondent was reorganized during the year, give name of original corporation, and state the occasion for the reorganization

N/A

7. State whether or not the respondent during the year conducted any part of its business under a name or names other than that shown in response to inquiry No. 1, above; if so, give full particulars

N/A

8. Give name of operating company, if any, having control of the respondent's property at the close of the year

NONE

9. Is an annual report made to stock holders (answer yes or no) NO. If reply is yes, check appropriate statement: ☐ two copies are attached to this report. ☐ Two copies will be submitted _____ (date).

NOTES AND REMARKS

1. Give particulars of the various directors and officers of the respondent at the close of the year.
2. State in column (e) of Schedule No. 102 and column (d) of Schedule No. 103, the number of voting shares of the respondent, other than directors' qualifying shares, that were beneficially owned, directly or indirectly, by each director or principal general officer at the close of the year. This includes shares owned of record, shares owned through holding companies, trusts or other mediums, and shares owned but held in the names of brokers or other nominees. Insert the word "None" where applicable.
3. In Schedule No. 103 give the title, name, and address of the principal general officers having

system jurisdiction by departments, as follows: Executive, Legal, Fiscal and Accounting, Purchasing, Operating (including heads of Construction, Maintenance, Mechanical, and Transportation departments), and Traffic. If there are receivers, trustees, or committees, who are recognized as in the controlling management of the carrier or of some department of it, give also their names and titles, and the location of their offices.

4. If the duties of an officer extend to more than one department, or if his duties are not in accordance with the customary acceptance of his given title, state the facts briefly in a note attached to this page.

102. DIRECTORS

Line No.	Name of director (a)	Office address (b)	Date of beginning of term (c)	Date of expiration of term (d)	Number of voting shares actually or beneficially owned (e)	Remarks (f)
1	J.R. FLOWERS	P.O. BOX 1588 GREENVILLE, MS	2/6/79	NEXT ANNUAL 5/14 MTG.	425,000	
2	C.J. SWANK III	✓	2/6/79	NEXT ANNUAL 5/14 MTG.	25,000	
3	NOBLE C. PARSONAGE	✓	2/6/79	4/2/79	NONE	
4	DAVID R. CAMPBELL	✓	4/2/79	NEXT ANNUAL 5/14 MTG.	NONE	
5						
6						
7						
8						
9						
10						
11						
12						
13						
14						
15						

16. Give the names and titles of all officers of the Board of Directors in control of the respondent at the close of the year:

Chairman of board J.R. FLOWERS Secretary (or clerk) of board BREWER VAUGHT, JR.

17. Name the members of the executive committee of the Board of Directors of the respondent at the close of the year (naming first the chairman), and state briefly the powers and duties of that committee:

NONE

103. PRINCIPAL GENERAL OFFICERS OF CORPORATION, RECEIVER, OR TRUSTEE

Line No.	Title of general officer (a)	Department or departments over which jurisdiction is exercised (b)	Name of person holding office at close of year (c)	Number of voting shares actually or beneficially owned (d)	Office address (e)
GENERAL OFFICERS OF CORPORATION					
18					
19	CHAIR. OF BOARD ADIA	EXECUTIVE	J.R. FLOWERS	425,000	GREENVILLE, MS
20	PRESIDENT	EXECUTIVE	C.J. SWANK, III	25,000	✓
21	VICE-PRESIDENT	EXECUTIVE	D.R. CAMPBELL	NONE	✓
22	VICE-PRESIDENT	FINANCE	C.F. AEBEL	NONE	✓
23	VICE-PRESIDENT	SALES	B.F. DYKES	NONE	✓
24	VICE-PRESIDENT	OPERATIONS	R.L. GARDNER	NONE	✓
25	SECRETARY-TREASURER	ACCOUNTING	B. VAUGHT, JR.	NONE	✓
26					
27					
28					
29					
30					
31					
GENERAL OFFICERS OF RECEIVER OR TRUSTEE					
32					
33					
34					
35					
36					
37					
38					
39					
40					
41					
42					
43					

4. In Schedule No. 104A should be entered the names of all corporations which are controlled either solely or jointly by the respondent or partner, except corporations controlled through title to securities. The names of all corporations indirectly controlled by respondent through an intermediary not filing an annual report with the Commission under the provisions of Part I or Part III of the Interest in Commerce Act should be entered in Schedule No. 104B whether controlled through title to securities or otherwise. Schedule 217, on pages 46 and 47, provides for corporations controlled by respondent through title to securities.

² By "control" is meant *ability to determine the action of a corporation*. Attention is specifically directed to Section 1 (3) (b) of Part I of the Inter-state Commerce Act which provides: "and, for the purposes of sections 5, 12 (1), 20, 204 and (7), 210, 220, 303 (b), 310, and 343 of this Act, where reference is made to control the referring to a relationship between any person or persons and another person or persons, such reference shall be construed to include actual as well as legal control, whether maintained or exercised through or by reason of the method of or circumstances surrounding organization or operation, through or by common directors, officers, or stockholders, a voting trust or proxy, a holding or investment company or companies, or

through or by any other direct or indirect means, and to include the power to exercise control.

4. In column *id* should be shown the form of control exercised for the purposes of this report, the following are to be considered forms of control:

i.e. Bingle through agreement of some character or through some source other than title to securities, to name the majority of the board of directors, managers, or trustees of the controlled corporation.

(b) Right to foreclose a first lien upon all or a major part in value of the tangible property of the controlled corporation.

(c) Right to secure control in consequence of advances made for construction of the operating property of the controlled corporation.

(d) Right to control only in a specific respect the action of the controlled corporations

5. A *threshold interest in the property of a corporation is not to be classed as a form of control over the lesser corporation*

6. In column (c) should be shown the extent of the interest of

104 J. CORPORATIONS CONTROLLED BY RESPONDENTS OTHER THAN THROUGH TITLE TO SECURITIES

Name of corporation controlled	Date	No. of years since control was obtained	How established	Issued	Remarks
		(b)		(c)	(d)
					NONE

1048. CORPORATIONS INDEBTED TO CONTROLLED BY RESIDENT

Name of corporation controlled	Sole or joint	Under parties, if any, to joint agreement for control	How established	Use of assets	Name of intermediate through which indirect control is exerted
(a)	(b)	(c)	(d)	(e)	(f)
FLOWERS TRANSPORTATION COMPANY, LTD	SOLE	—	STOCK OWNERSHIP	100%	J. F. FLOWERS
J. RUSSELL FLOWERS, INC.	JOINT	—	STOCK OWNERSHIP	85%	J. R. FLOWERS

100. CORPORATE CONTROL OVER RESPONDENT

See Page 4 for instructions regarding forms of control

1. Did any corporation or corporations, transportation or other, hold control over the respondent at the close of the year?
- NO

If control was so held, state: (a) The form of control, whether sole or joint _____

(b) The name of the controlling corporation or corporations _____

(c) The manner in which control was established _____

(d) The extent of control _____

(e) Whether control was direct or indirect _____

(f) The name of the intermediary through which control, if indirect, was established _____

2. Did any individual, association, or corporation hold control, as trustee, over the respondent at the close of the year?
- NO

If control was so held, state: (a) The name of the trustee _____

(b) The name of the beneficiary or beneficiaries for whom the trust was maintained _____

(c) The purpose of the trust _____

109. VOTING POWERS AND ELECTIONS

1. State the par value of each share of stock: Common, \$ 1.00 per share; first preferred, \$ 1.00 per share; second preferred, \$ N/A per share; debenture stock, \$ N/A per share.
2. State whether or not each share of stock has the right to one vote; if not, give full particulars in a footnote. Common - YES; PREFERRED NON-VOTING
3. Are voting rights proportional to holdings? YES. If not, state in a footnote the relation between holdings and corresponding voting rights.
4. Are voting rights attached to any securities other than stock? NO. If so, name in a footnote each security, other than stock, to which voting rights are attached (as of the close of the year), and state in detail the relation between holdings and corresponding voting rights, stating whether voting rights are actual or contingent, and if contingent, showing the contingency.
5. Has any class or issue of securities any special privileges in the election of directors, trustees, or managers, or in the determination of corporate action by any method? NO. If so, describe fully (in a footnote) each such class or issue and give a succinct statement showing clearly the character and extent of such privileges.
6. Give the date and state the purpose of the latest closing of the stock book or compilation of list of stockholders prior to the actual filing of this report (even though such date be after the close of the year). APRIL 14, 1978
7. State the total voting power of all security holders of the respondent at the date of such closing, if within 1 year of the date of such filing; if not, state as of the close of the year. 500,000 votes as of OCTOBER 31, 1977
(date given in answer to inquiry No. 6)
8. State the total number of stockholders of record, as of the date shown in answer to inquiry No. 7. TWO (2) stockholders.
9. Give the names of the 27 security holders of the respondent who, at the date of the latest closing of the stock book or compilation of list of stockholders of the respondent (if within 1 year prior to the actual filing of this report), had the highest voting powers in the respondent, showing for each his address, the number of votes which he would have had a right to cast on that date had a meeting then been in order, and the classification of the number of votes to which he was entitled, with respect to securities held by him, such securities being classified as common stock, second preferred stock, first preferred stock, and other securities, stating in a footnote the names of such other securities (if any). If any such holder held in trust, give (in a footnote) the particulars of the trust. If the stock book was not closed or the list of stockholders compiled within such year, show such 27 security holders as of the close of the year.

Line No	Name of security holder (a)	Address of security holder (b)	Number of votes to which security holder was entitled (c)	NUMBER OF VOTES, CLASSIFIED WITH RESPECT TO SECURITIES ON WHICH BASED			
				STOCKS			Other securities with voting power (g)
				Common (d)	PREFERRED		
				Second (e)	First (f)		
1	J. RUSSELL FLOWERS	P.O. BOX 1588, GREENVILLE, MS	425,000	425,000			
2	CLAYTON J. SWANK, JR.	P.O. BOX 1588, GREENVILLE, MS	75,000	75,000			
3							
4							
5							
6							
7							
8							
9							
10							
11							
12							
13							
14							
15							
16							
17							
18							
19							
20							
21							
22							
23							
24							
25							
26							
27							

10. State the total number of votes cast at the latest general meeting for the election of directors of the respondent. 500,000 votes cast.
11. Give the date of such meeting. APRIL 2, 1977
12. Give the place of such meeting. GREENVILLE, MS

110. GUARANTIES AND SURETYSHIPS

1. If the respondent was under obligation as guarantor or surety for the performance by any other corporation or other association of any agreement or obligation, show for each such contract of guaranty or suretyship in effect at the close of the year or entered into and expired during

the year, the particulars called for hereunder.

This inquiry does not cover the case of ordinary commercial paper maturing on demand or not later than two years after date of issue.

Line No.	Names of all parties principally and primarily liable (a)	Description and maturity date of agreement or obligation (b)	Amount of contingent liability (c)	Sole or joint contingent liability (d)
1				
2				
3		<i>NONE</i>		
4				
5				
6				
7				
8				
9				
10				
11				
12				
13				
14				
15				
16				
17				
18				
19				
20				
21				
22				
23				
24				
25				
26				
27				
28				
29				
30				
31				
32				
33				
34				
35				
36				

2. If any corporation or other association was under obligation as guarantor or surety for the performance by the respondent of any agreement or obligation, show for each such contract of guaranty or suretyship in effect at the close of the year or entered into and expired during the year, the particulars called for hereunder.

This inquiry does not cover the case of ordinary commercial paper maturing on demand or not later than two years after date of issue, nor does it include ordinary surety bonds or undertakings on appeals in court proceedings.

Line No.	Description and maturity date of agreement or obligation (a)	Names of all guarantors and sureties (b)	Amount of contingent liability of guarantors (c)	Sole or joint contingent liability (d)
37				
38	<i>NONE</i>			
39				
40				
41				
42				
43				
44				
45				
46				

200. COMPARATIVE GENERAL BALANCE SHEET—ASSET SIDE

For instructions covering this schedule, see the text pertaining to "General Balance Sheet Accounting" in the Uniform System of Accounts. The entries in this balance sheet should be consistent with the entries in the supporting schedules on the pages indicated. The entries in column (a) should be

restated to conform with the accounting requirements followed in column (b). All contra entries hereunder should be indicated in parenthesis.

Line No.	Item (a)	Balance at close of year (b)	Balance at beginning of year (c)
I. CURRENT ASSETS			
1	(100) Cash	114,772	89,533
2	(101) Imprest funds	17,261	132,408
3	(102) Special cash deposits (p. 12B)	-	-
4	(103) Marketable securities	5,416	559,210
5	(104) Traffic and car-service balances—Dr	-	-
6	(105) Notes receivable (p. 13)	\$ -	XXXXXXXXXX
7	(106) Affiliated companies—Notes and accounts receivable (p. 13)	-	XXXXXXXXXX
8	(107) Accounts receivable	6,639,581	XXXXXXXXXX
9	(108) Claims receivable	19,155	XXXXXXXXXX
10	Total of accounts Nos. 105 to 108, inclusive	XXXXXXXXXX	XXXXXXXXXX
	Less—	XXXXXXXXXX	XXXXXXXXXX
11	(109) Reserve for doubtful accounts	2101,000	XXXXXXXXXX
12	Total of accounts Nos. 105 to 108, less account No. 109	XXXXXX	XXXXXXXXXX
13	(110) Subscribers to capital stock	6,559,736	5,171,299
14	(112) Accrued accounts receivable	-	-
15	(113) Working advances	40,973	77,261
16	(114) Prepayments	45,437	29,314
17	(115) Material and supplies	278,250	153,380
18	(116) Other current assets	939,744	403,296
19	(117) Deferred income tax charges (p. 17B)	-	-
20	Total current assets	7,770,045	6,441,635
II. SPECIAL FUNDS			
		Total book assets at close of year	Respondent's own issues included
22	(122) Insurance funds (p. 14)	\$ -	\$ -
23	(123) Sinking funds (p. 14)	-	-
24	(124) Other special funds (p. 14)	-	-
25	(125) Special deposits (p. 13)	4,201	2,714
	Total special funds	4,201	2,714
III. INVESTMENTS			
26	(130) Investments in affiliated companies (pp. 16 and 17)	\$ -	XXXXXXXXXX
27	Undistributed earnings from certain investments in affiliated companies	-	XXXXXXXXXX
28	(131) Other investments (pp. 18 and 19) (p. 17A)	-	-
29	(132) Reserve for revaluation of investments	-	XXXXXXXXXX
30	(132.5) Allowance for net unrealized loss on noncurrent marketable equity securities	-	-
31	(133) Cash value of life insurance	-	-
32	Total investments	A	-
IV. PROPERTY AND EQUIPMENT			
33	(140) Transportation property (pp. 22 and 24)	23,835,885	XXXXXXXXXX
34	(150) Depreciation reserve—Transportation property (pp. 23 and 25)	3,882,102	19,923,783
35	(151) Acquisition adjustment (p. 26)	-	-
36	(158) Improvements on leased property (p. 24)	\$ -	XXXXXXXXXX
37	(159) Amortization reserve—Leased property	-	-
38	(160) Noncarrier physical property (p. 27)	-	XXXXXXXXXX
39	(161) Depreciation reserve—Noncarrier physical property (p. 27)	-	-
40	Total property and equipment	19,923,783	20,624,816
V. DEFERRED ASSETS			
42	(166) Claims pending	814,459	475,686
43	(170) Other deferred assets	1,859,149	125,000
	Total deferred assets	2,673,608	600,686

For compensating balances not legally restricted, see Schedule 102.

Continued on page 8A

200. COMPARATIVE GENERAL BALANCE SHEET—ASSET SIDE—Continued

Line No.	Item (a)	Balance at close of year (b)	Balance at beginning of year (c)
VI. DEFERRED DEBITS			
		\$	\$
44	(171) Incompleted voyage expenses	-	-
45	(175) Other deferred debits	367,630	367,630
46	(176) Accumulated deferred income tax charges (p. 17B)	367,630	367,630
47	Total deferred debits		
VII. ORGANIZATION			
48	(180) Organization expenses	-	-
VII. COMPANY SECURITIES			
		\$	
49	(190) Reacquired and nominally issued long-term debt	XXXXXX	XXXXXX
50	(191) Reacquired and nominally issued capital stock	XXXXXX	XXXXXX
51	TOTAL ASSETS	30,739,267	28,037,481

NOTES AND REMARKS

200. COMPARATIVE GENERAL BALANCE SHEET—LIABILITY SIDE

For instructions covering this schedule, see the text pertaining to General Balance Sheet Accounts in the Uniform System of Accounts. The entries in this balance sheet should be consistent with those in the supporting schedules on the pages

indicated. The entries in column (c) should be restated to conform with the accounting requirements followed in column (b). All contra entries hereunder should be indicated in parenthesis.

Line No.	Item (a)	Balance at close of year (b)	Balance at beginning of year (c)
IX. CURRENT LIABILITIES			
52	(200) Notes payable (p. 27)	\$ 2,254,084	\$ 1,805,172
53	(201) Affiliated companies—Notes and accounts payable (p. 27)	3,912,392	184,125
54	(202) Accounts payable	4,705,845	4,025,393
55	(203) Traffic and car-service balances—Cr	-	-
56	(204) Accrued interest	647,269	682,429
57	(205) Dividends payable	-	-
58	(206) Accrued taxes	18,649	13,555
59	(207) Deferred income tax credits (P. 17B)	500	500
60	(208) Accrued accounts payable	1,052,331	1,144,385
61	(209) Other current liabilities	-	-
62	Total current liabilities	12,591,071	7,930,559
X. LONG-TERM DEBT DUE WITHIN ONE YEAR			
63	(210) Equipment obligations and other long-term debt due within one year	800,000	800,000
XI. LONG-TERM DEBT DUE AFTER ONE YEAR			
		Total issued	Held by or for respondent
64	(211) Funded debt unmatured (pp. 28 and 29)	\$	\$
65	(212) Receivers' and trustees' securities (pp. 28 and 29)	-	-
66	(212.5) Capitalized lease obligations	-	-
67	(213) Affiliated companies—Advances payable	-	-
68	(218) Discount on long-term debt	-	-
69	(219) Premium on long-term debt	-	-
70	Total long-term debt due after one year	15,412,000	16,712,000
XII. RESERVES			
71	(220) Maintenance reserves	-	-
72	(221) Insurance reserves	339,715	339,865
73	(222) Pension and welfare reserves	-	-
74	(223) Amortization reserves—Intangible assets	50,355	35,655
75	(229) Other reserves	-	-
76	Total reserves	390,070	375,520
XIII. DEFERRED CREDITS			
77	(230) Incompleted voyage revenues	501,524	828,634
78	(232) Other deferred credits	1,999,550	1,570,855
79	(233) Accumulated deferred income tax credits (P. 17B)	-	-
80	Totals deferred credits	2,501,074	2,399,489
XIV. SHAREHOLDERS' EQUITY			
	Capital stock	Total issued	Nominally issued securities
81	(240) Capital stock (p. 32)	\$	\$
82	(241) Capital stock subscribed	-	-
83	(243) Discount and expense on capital stock	-	-
84	Total capital stock	6,314,000	6,314,000
85	(245) Proprietorial capital (p. 34)	-	-
	Capital surplus		
86	(250) Capital surplus (p. 35)		
87	1. Premiums and assessments on capital stock	-	-
88	2. Paid-in surplus	-	-
89	3. Other capital surplus	-	-
	Total capital surplus	-	-

NOTE.—Comparative General Balance Sheet—liability side is continued on page 10.

200. COMPARATIVE GENERAL BALANCE SHEET—LIABILITY SIDE—Concluded

Line no.	Item (a)	Balance at close of year (b)	Balance at beginning of year (c)
	<i>Retained income</i>		
90	(260) Retained income—Appropriated	-	-
91	(280) Retained income—Unappropriated (p. 35)	<u>(7,268,948)</u>	<u>(5,994,087)</u>
92	Total retained income	<u>(7,268,948)</u>	<u>(5,994,087)</u>
	<i>Treasury Stock</i>		
93	(280-1) Less: Treasury stock	<u>(954,946)</u>	<u>(954,946)</u>
94	Total capital and surplus	<u>(7,268,948)</u>	<u>(5,994,087)</u>
95	TOTAL LIABILITIES AND SHAREHOLDERS EQUITY	<u>30,739,267</u>	<u>28,037,481</u>

NOTE.—See page 10 for explanatory notes, which are an integral part of the comparative General Balance Sheet.

COMPARATIVE BALANCE SHEET EXPLANATORY NOTES

Footnotes listed below are provided for the purpose of disclosing supplementary information concerning matters which have an important effect on the financial condition of the carrier.

Show hereunder the estimated accumulated Federal income tax reductions realized since December 31, 1949, under section 168 (formerly section 124-A) and under section 167 of the Internal Revenue Code because of accelerated amortization of emergency facilities and accelerated depreciation of other facilities in excess of recorded depreciation. The amount to be shown in each case is the net accumulated tax reduction, that is, the reduction in Federal income taxes realized less subsequent increases in taxes due to expired or lower allowances for amortization or depreciation as a consequence of accelerated allowances in earlier years. In the event provision has been made in the accounts through appropriations of income or otherwise for the contingency of increase in future tax payments, the amounts thereof and the accounting performed should be shown. If the carrier has nothing to report insert the word "None."

Estimated accumulated net Federal income tax reduction realized since December 31, 1949, under section 168 (formerly section 124-A) of the Internal Revenue Code because of accelerated amortization of emergency facilities in excess of recorded depreciation: \$ NONE

Estimated accumulated saving in Federal income taxes resulting from computing book depreciation under Commission rules and computing tax depreciation using the items listed below: \$ NONE

*Accelerated depreciation since December 31, 1953, under section 167 of the Internal Revenue Code.

*Guideline Lives since December 31, 1961, pursuant to Revenue Procedure 62-21.

*Guideline lives under Class Life System (Asset Depreciation Range) since December 31, 1970, as provided in the Revenue Act of 1971.

Estimated accumulated net income tax reduction utilized since December 31, 1961, because of the investment tax credit authorized in the Revenue Act of 1962, as amended: \$ NONE

Amount of cumulative dividends in arrears: \$ NONE

Amount of principal, interest or sinking fund provisions of long-term debt in default: \$ NONE

Investment tax credit carryover at year end: \$ 2,295,000

Past service pension costs determined by actuaries at year end: \$ NONE

Total pension costs for year:

Normal costs: KIDDNEY PURCHASE PLAN \$ 116,600

Amortization of past service costs: \$ NONE

Estimated amount of future earnings which can be realized before paying Federal income taxes because of unused and available net operating loss carryover on January 1 of the year following that for which the report is made: \$ 10,065,000

State whether a segregated political fund has been established as provided by the Federal Election Campaign Act of 1971 (18 U.S.C. 610): YES NO X

COMPARATIVE BALANCE SHEET STATEMENT--EXPLANATORY NOTES--Concluded

Marketable Equity Securities - to be completed by companies with \$10.0 million or more in gross operating revenues

1. Changes in Valuation Accounts

		Cost	Market	Dr. (Cr) to Income	Dr. (Cr) to Stockholders Equity
		\$	\$	\$	
(Current year):	Current Portfolio				X X X X X
as of / /	Noncurrent Portfolio			X X X X X	\$
(Previous year):	Current Portfolio			X X X X X	X X X X X
as of / /	Noncurrent Portfolio			X X X X X	X X X X X

2. At / / , gross unrealized gains and losses pertaining to marketable equity securities were as follows

	Gains	Losses
Current	\$	\$
Noncurrent		

3. A net unrealized gain (loss) of \$ on the sale of marketable equity securities was included in net income for (year). The cost of securities sold was based on the (method) cost of all the shares of each security held at time of sale.

Significant net realized and net unrealized gains and losses arising after date of the financial statements but prior to their filing, applicable to marketable equity securities owned at balance sheet date shall be disclosed below:

NOTE: / / - date = Balance sheet date of the current year unless specified as previous year.

MARKETABLE SECURITIES CONSISTS OF CERTIFICATES OF DEPOSIT - THEREFORE,
THERE IS NO GAIN OR LOSS ON SALE OF MARKETABLE SECURITIES.

NOTES AND REMARKS

300. INCOME ACCOUNT FOR THE YEAR

1. Give the Income Account of the respondent for the year in accordance with the rules prescribed in the Uniform System of Accounts. All contra entries hereunder should be indicated in parenthesis.

2. Line 5 includes only dividends from investments accounted for under the cost method. Line 11 includes only dividends accounted for under

the equity method. Line 12 includes the undistributed earnings from investments accounted for under the equity method. Line 13 represents the earnings (losses) of investee companies accounted for under the equity method.

Line No.	Item (a)	Amount for current year (b)	Amount for preceding year (c)
	ORDINARY ITEMS	\$	\$
	Water-Line Operating Income		
1	(300) Water-line operating revenues (p. 36)	34,680,683	31,243,842
2	(400) Water-line operating expenses (p. 37 or 39)	34,185,215	31,737,325
3	Net revenue from water-line operations	495,468	(493,483)
	OTHER INCOME		
4	(502) Income from noncarrier operations		-
5	(503) Dividend income (from investments under cost only)		-
6	(504) Interest income	3,806	102,978
7	(505) Income from sinking and other special funds		-
8	(506) Release of premium on long-term debt		-
9	(507) Miscellaneous income	1,927,147	98,157
10	(508) Profits from sale or disposition of property (p. 41)	128,106,016 (a1)	77,944
11	Dividend income (from investments under equity only)	\$ XXXXXXXX	XXXXXXXXXX
12	Undistributed earnings (losses)	XXXXXXXXXX	XXXXXXXXXX
13	Equity in earnings (losses) of affiliated companies, (lines 11 and 12)	-	-
14	Total other income	(65,325)	284,079
15	Total income (lines 3, 14)	430,043	(209,404)
	MISCELLANEOUS DEDUCTIONS FROM INCOME		
16	(523) Expenses of noncarrier operations	-	-
17	(524) Uncollectible accounts	-	-
18	(525) Losses from sale or disposition of property	-	-
19	(526) Maintenance of investment organization	-	-
20	(527) Miscellaneous income charges	14,700	11,070
21	Total income deductions	14,700	11,070
22	Ordinary income before fixed charges (lines 15, 21)	415,343	220,474
	FIXED CHARGES		
23	(528) Interest on funded debt	1,964,757	1,295,418
24	(529) Interest on unfunded debt	264,522	176,932
25	(530) Amortization of discount on long-term debt	-	-
26	Total fixed charges	2,229,279	1,472,405
27	(531) Unusual or infrequent items - Credit (Debit)	-	-
28	Income (loss) from continuing operations before income taxes	(1,813,936)	(1,692,879)
	PROVISION FOR INCOME TAXES		
29	(532) Income taxes on income from continuing operations	-	-
30	(533) Provision for deferred taxes	-	-
31	Income (loss) from continuing operations	-	-
	DISCONTINUED OPERATIONS		
32	(534) Income (loss) from operations of discontinued segments*	-	-
33	(536) Gain (loss) from disposal of discontinued segments*	-	-
34	Total income (loss) from discontinued operations	-	-
35	Income (loss) before extraordinary items	-	-
	EXTRAORDINARY ITEMS AND ACCOUNTING CHANGES		
36	(570) Extraordinary items - Net Credit (Debit) (p. 41)	-	-
37	(590) Income taxes on extraordinary items - Debit (Credit) (p. 41)	-	-
38	(591) Provision for deferred taxes - Extraordinary items	-	-
39	Total extraordinary items - Credit (Debit)	-	-
40	(592) Cumulative effect of changes in accounting principles*	-	-
41	Total extraordinary items and accounting changes	-	-
42	Net income (lines 35, 41)	(1,813,936)	(1,692,879)

*See footnote on page 12

INCOME ACCOUNT FOR THE YEAR—Concluded

* Less applicable income taxes of:

534	Income (loss) from operations of discontinued segments	\$	NONE
536	Gain (loss) from disposal of discontinued segments	\$	NONE
592	Cumulative effect of changes in accounting principles	\$	NONE

EXPLANATORY NOTES

The notes listed below are provided for the purpose of disclosing supplementary information concerning items of income for the current year. The explanation of items included in accounts 570, "Extraordinary items"; and 590, "Federal income taxes on extraordinary items" are to be disclosed in Schedule 396, page 41.

Indicate method elected by carrier, as provided in the Revenue Act of 1971, to account for the investment tax credit:

Flow-through _____ Deferral X

If flow-through method elected, indicate net decrease (or increase) in tax accrual because of investment tax credit \$ N/A

If deferral method was elected, indicate amount of investment tax credit utilized as a reduction of tax liability for current year \$ NONE

Deduct amount of current year's investment tax credit applied to reduction of tax liability but deferred for accounting purposes (NONE)

Balance of current year's investment tax credit used to reduce current year's tax accrual \$ NONE

Add amount of prior year's deferred investment tax credits being amortized and used to reduce current year's tax accrual \$ NONE

Total decrease in current year's tax accrual resulting from use of investment tax credits \$ NONE

Show the amount of investment tax credit carryover at year end \$ 2,295,000

Schedule 205—COMPENSATING BALANCES AND SHORT-TERM BORROWING ARRANGEMENTS

Using the following notes as a guideline, show the requirements of compensating balances and short-term borrowing arrangements if operating revenues are \$10 million or more. Footnote disclosure is required even though the arrangement is not reduced to writing.

1. Disclose compensating balances not legally restricted, lines of credit used and unused, average interest rate of short-term borrowings outstanding at balance sheet date, maximum amount of outstanding borrowings during the period and the weighted average rate of those borrowings.
2. Time deposits and certificates of deposit constituting compensating balances not legally restricted should be disclosed.
3. Compensating balance arrangements need only be disclosed for the latest fiscal year.
4. Compensating balances under an agreement which legally restricts the use of such funds, and which constitute support for short-term borrowing arrangements, should be included in **Schedule 206, account 102, Special cash deposits**.
5. Compensating balances under an agreement which legally restricts the use of such funds and which constitute support for long-term borrowing arrangements and are reported in account 125, **Special deposits, should also be separately disclosed below**.
6. Compensating balance arrangements are sufficiently material to require disclosure in footnotes when the aggregate of written and oral agreement balances amount to 15 percent or more of liquid assets (current cash balances, restricted and unrestricted plus marketable securities).
7. When a carrier is not in compliance with a compensating balance requirement, that fact should be disclosed along with stated and possible sanctions whenever such possible sanctions may be immediate (not vague or unpredictable) and material.

Schedule 103.—SPECIAL DEPOSITS

For other than compensating balances, state separately each item of \$10,000 or more reflected in account 102, Special deposits, at the close of the year. Items of less than \$10,000 may be combined in a single entry and described as "Minor items less than \$10,000." For compensating balances, state separately the total amounts held on behalf of respondent and held on behalf of others.

Line No.	Purpose of deposit (b)	Balance at close of year (c)
	Interest special deposits:	\$
1		
2		
3		
4		
5		
6	Total	NONE
	Dividend special deposits:	
7		
8		
9		
10		
11		
12	Total	NONE
	Miscellaneous special deposits:	
13		
14		
15		
16		
17		
18	Total	NONE
	Compensating balances legally restricted:	
19	Held on behalf of respondent	
20	Held on behalf of others	
21	Total	NONE

214. NOTES RECEIVABLE

1. Give particulars of the various debtors and the character of the transactions involved in accounts No. 105, "Notes receivable," and 106, "Affiliated companies—Notes and accounts receivable."
 2. List every item in excess of \$10,000 and state its date of issue and date of maturity.

3. For debtors whose balances were severally less than \$10,000, a single entry may be made under a caption "Minor accounts, each less than \$10,000."
 4. State totals separately for each account.

Line No.	Name of debtor (a)	Character of asset or transaction (b)	Date of issue (c)	Date of maturity (d)	Balance at close of year (e)
1					
2					
3					
4					
5					
6					
7					
8					
9					
10					
11					
12					
13					<i>NONE</i>
14					
15					

215. SPECIAL DEPOSITS

Give particulars of each item of special deposits at the close of the year amounting to \$50,000 or more in account No. 125, "Special deposits." Items of less than \$50,000 may be combined in a single entry designated

"Minor items, each less than \$50,000."

2. If any such deposits consisted of anything other than cash, give full particulars in a footnote.

Line No.	Name of depositary (a)	Occasion for, purpose of, and other particulars of the deposit (b)	Amount at close of year (c)
1	<i>MINOR ITEMS EACH LESS THAN \$50,000</i>		<i>\$ 4,201</i>
2			
3			
4			
5			
6			
7			
8			
9			
10			
11			
12			
13			
14			
15			
16			
17			
18			
19			
20			

213. INSURANCE, SINKING, AND OTHER SPECIAL FUNDS

1. Give the particulars called for with respect to funds included in accounts Nos. 122, "Insurance funds"; 123, "Sinking funds"; and 124, "Other special funds."
 2. In the second section of the schedule show the particulars of the several funds on the same lines and in the same order as in the first section.
 3. In column (b) give the name by which the fund is designated in the respondent's records; the kind of fund, such as sinking, savings, hospital, insurance, pension, and relief; the rate of interest (if any); and the date of maturity.
 4. Insert totals separately for each account. If any such totals of columns (d) and (g) are not

the same as those stated in columns (a) and (c), respectively, in the general balance sheet statement, full explanation of the differences should be made by footnote.

5. Entries in column (g) should be the sums of corresponding entries in columns (d) and (e), less those shown in column (f), and the sum of entries in columns (h), (j), and (l) should equal those in column (g).

6. All conversions of cash into securities, or vice versa, shall be treated as withdrawals from the fund in column (f) and as additions to the fund in column (e).

Line No.	Account No. (a)	Name, kind, and purpose of fund (b)	Name of trustee or depository (c)	Balance at beginning of year—Book value (d)
1				\$
2				
3				
4				
5				
6				
7				
8				
9				
10				
11				
12				
13				
14				
15				
16				
17				
18				
19				
20				

NONE

Line No.	Additions during the year—Book value (e)	Withdrawals during the year—Book value (f)	Balance at close of year—Book value (g)	ASSETS IN FUNDS AT CLOSE OF YEAR				
				Cash (h)	SECURITIES ISSUED OR ASSUMED BY RESPONDENT		OTHER SECURITIES AND INVESTED ASSETS	
					Par value (i)	Book value (j)	Par value (k)	Book value (l)
1	\$	\$	\$	\$	\$	\$	\$	\$
2								
3								
4								
5								
6								
7								
8								
9								
10								
11								
12								
13								
14								
15								
16								
17								
18								
19								
20								

GENERAL INSTRUCTIONS CONCERNING RETURNS IN SCHEDULES 217 AND 218

1. Schedules 217 and 218 should give particulars of stocks, bonds, other secured obligations, unsecured notes, and investment advances of affiliated and nonaffiliated companies held by respondent at close of year specifically as investments including obligations of the United States, of a State or local government, or of an individual, so held; investments made, disposed of, or written down during the year; and dividends and interest credited to income. They should exclude securities issued or assumed by respondent. For definition of affiliated companies, see the rules governing account No. 130, "Investments in affiliated companies," in the Uniform System of Accounts.

2. These investments should be subdivided to show the par value pledged, unpledged, and held in fund accounts. Under "pledged" include the par value of securities recorded in accounts Nos. 130, "Investments in affiliated companies," and 131, "Other investments," which are deposited with some pledgee or other trustee, or held subject to the lien of a chattel mortgage, or subject to any other restriction or condition which makes them unavailable for general corporate purposes. "Unpledged" should include all securities held by or for the respondent free from any lien or restriction, recorded in the accounts mentioned above. Under "In sinking, insurance, and other special funds" include the par value of securities recorded in accounts Nos. 122, "Insurance funds"; 123, "Sinking funds"; and 124, "Other special funds."

3. List the investments in the following order and show a total for each group and each class of investments by accounts in numerical order:

(A) Stocks:

- (1) Carriers—active
- (2) Carriers—inactive
- (3) Noncarriers—active
- (4) Noncarriers—inactive.

(B) Bonds (including U.S. Government Bonds):

(C) Other secured obligations:

(D) Unsecured notes:

(E) Investment advances:

4. The subclassification of classes (B), (C), (D), and (E) should be the same as that provided for class (A).

5. The kinds of industry represented by respondent's investments in the securities of other companies should be shown by symbol opposite the names of the issuing corporations, the symbols and industrial classifications to be as follows:

Symbol	Kind of industry
I.	Agriculture, forestry, and fisheries.
II	Mining.
III	Construction.
IV	Manufacturing.
V	Wholesale and retail trade.
VI	Finance, insurance, and real estate.
VII	Transportation, communications, and other public utilities.
VIII	Services.
IX	Government.
X	All other.

6. By carriers, as the term is here used, is meant companies owning or operating steam railways, facilities auxiliary thereto such as bridges, ferries, union depots, and other terminal facilities, sleeping cars, parlor cars, dining cars, freight cars, express service and facilities, electric railways, highway motor vehicles, steamboats and other marine transportation equipment, pipe lines (other than those for transportation of water), and other instrumentalities devoted to the transportation of persons or property for hire. Telegraph and telephone companies are not meant to be included.

7. Noncarrier companies should, for the purposes of these schedules, include telephone companies, telegraph companies, mining companies, manufacturing companies, hotel companies, etc. Purely "holding companies" are to be classed as noncarrier companies, even though the securities held by such companies are largely or entirely those issued or assumed by carriers.

8. By an active corporation is meant one which maintains an organization for operating property or administering its financial affairs. An inactive corporation is one which has been practically absorbed in a controlling corporation, and which neither operates property nor administers its financial affairs; if it maintains an organization it does so only for the purpose of complying with legal requirements and maintaining title to property or franchises.

217. INVESTMENTS IN AFFILIATED COMPANIES

Give particulars of investments in stocks, bonds, other secured obligations, unsecured notes, and investment advances of companies affiliated with respondent, included in accounts Nos. 122, "Insurance funds"; 123, "Sinking funds"; 124, "Other special funds"; and 130, "Investments in listed companies."

Entries in this schedule should be made in accordance with the definitions and general instructions given on page 15, classifying the investments by means of letters, figures, and symbols in columns (a), (b) and (c).

Indicate by means of an arbitrary mark in column (d) the obligation in support of which any

security is pledged, mortgaged, or otherwise encumbered, giving names and other important particulars of such obligations in footnotes.

Give totals for each class and for each subclass, and a grand total for each account.

Entries in column (d) should show date of maturity of bonds and other evidences of indebtedness. In case obligations of the same designation mature serially, the date in column (d) may be reported as "Serially 19__ to 19__". In making entries in this column, abbreviations in common use in standard financial publications may be used where necessary on account of limited space.

Line No.	Account No. (a)	Class No. (b)	Kind of Industry (c)	Name of issuing company and description of security held, also lien reference, if any (d)	Extent of control (e)	INVESTMENTS AT CLOSE OF YEAR			
						PAR VALUE OF AMOUNT HELD AT CLOSE OF YEAR			
						Pledged (f)	Unpledged (g)	In sinking insurance, and other special funds (h)	Total par value (i)
					%	\$	\$	\$	\$
1									
2									
3									
4									
5									
6									
7									
8									
9									
10									
11									
12									
13									
14									
15									
16									
17									
18									
19									
20									
21									
22									
23									
24									
25									
26									
27									
28									
29									
30									
31									
32									
33									
34									
35									
36									
37									
38									
39									
40									
41									
42									
43									
44									
45									
46									
47									

217. INVESTMENTS IN AFFILIATED COMPANIES—Concluded

If any of the companies included in this schedule are controlled by respondent, the percent of control should be given in column (e). In case any company listed is controlled other than through actual ownership of securities, give particulars in a footnote. In cases of joint control, give names of other parties and particulars of control.

For nonpar stock, show the number of shares in lieu of the par value in columns (f), (g), (h), (i), (k), and (m).

In reporting advances, columns (f), (g), (h), (i), (k), and (m) should be left blank. If any advances are pledged, give particulars in a footnote. Particulars of investments made, disposed of, or written down during the year should be given in columns (k) to (o), inclusive. If the cost of any

investment made during the year differs from the book value reported in column (j), explain the matter in a footnote. By "cost" is meant the consideration given minus accrued interest or dividends included therein. If the consideration given or received for such investments was other than cash, describe the transaction in a footnote. Identify all entries in column (m) which represent a reduction in the book value of securities by symbol and give full explanation in a footnote in each case.

This schedule should not include securities issued or assumed by respondent.

Line No.	INVESTMENTS AT CLOSE OF YEAR	INVESTMENTS MADE DURING YEAR		INVESTMENTS DISPOSED OF OR WRITTEN DOWN DURING YEAR			DIVIDENDS OR INTEREST DURING YEAR	
	Total book value (j)	Par value (k)	Book value (l)	Par value (m)	Book value (n)	Selling price (o)	Rate (p)	Amount credited to income (q)
	\$	\$	\$	\$	\$	\$	%	\$
1								
2								
3								
4								
5								
6								
7								
8								
9								
10								
11								
12								
13								
14								
15								
16								
17								
18								
19								
20								
21								
22								
23								
24								
25								
26								
27								
28								
29								
30								
31								
32								
33								
34								
35								
36								
37								
38								
39								
40								
41								
42								
43								
44								
45								
46								
47								

SCHEDULE 219. — UNDISTRIBUTED EARNINGS FROM CERTAIN INVESTMENTS IN AFFILIATED COMPANIES

1. Report below the details of all investments in common stocks included in account 130, Investments in Affiliated Companies, which qualify for the equity method under instruction 23 in the Uniform System of Accounts for Inland and Coastal Waterways Carriers.

2. Enter in column (c) the amount necessary to retroactively

adjust those investments qualifying for the equity method of accounting in accordance with instruction 23 (e) (11) of the Uniform System of Accounts.

3. Enter in column (d) the share of undistributed earnings (i.e., less dividends) or losses.

4. Enter in column (e) the amortization for the year of the ex-

cess of cost over equity in net assets (equity over cost) at date of acquisition. (See instruction 23 (e) (4).)

5. The total of column (g) must agree with column (b), line 27, schedule 200.

6. For definition of "carrier" and "noncarrier", see general instructions 6 and 7 on page 13.

Line No.	Name of issuing company and description of security held (a)	Balance at beginning of year (b)	Adjustment for investments qualifying for equity method (c)	Equity in undistributed earnings (losses) during year (d)	Amortization during year (e)	Adjustment for investments disposed of or written down during year (f)	Balance at close of year (g)
1	Carriers. (List specifics for each company)	\$	\$	\$	\$	\$	\$
2							
3							
4							
5							
6							
7							
8							
9							
10							
11							
12							
13							
14							
15							
16							
17							
18	Total						
19	Noncarriers. (Show totals only for each column)						
20	Total lines 18 and 19.						

SCHEDULE 220. — ANALYSIS OF FEDERAL INCOME AND OTHER TAXES DEFERRED

1. In column (a) are listed the particulars which most often cause a differential between taxable income and pretax accounting income. Other particulars which cause such a differential should be listed under the caption "Other", including State and other taxes deferred if computed separately. Minor items each less than \$100,000 may be combined in a single entry under "Other".

2. Indicate in column (b) the beginning of the year balance of accumulated deferred tax credits (debits) applicable to each particular in column (a).

3. Indicate in column (c) the net change in accounts 117, 176, 207 and 233 for the net tax effect of timing difference originating and reversing in the current accounting period.

4. The total of net credits (charges) for the current year in column (c) should agree with the contra charges (credits) to account 533, Provision for deferred taxes, and account 591, Provision for deferred taxes-extraordinary and prior period items, for the current year.

5. Indicate in column (d) any adjustments as appropriate, including adjustments to eliminate or reinstate deferred tax effects (credits or debits) due to applying or recognizing a loss carryforward or a loss carry-back.

6. Indicate in column (e) the cumulative total of columns (b), (c) and (d). The total of column (e) must agree with the balances in accounts 117, 176, 207 and 233.

Line No.	Particulars (a)	Beginning of Year Balance (b)	Net Credits (Charges) for Current Year (c)	Adjustments (d)	End of Year Balance (e)
1	Accelerated depreciation, Sec. 167 I.R.C.: Guideline lives pursuant to Rev. Proc 62-21	\$	\$	\$	\$
2	Accelerated amortization of facilities Sec. 168 I.R.C.				
3	Other (Specify)				
4					
5					
6					
7	Investment tax credit				
8	TOTALS				

Notes and Remarks

218. OTHER INVESTMENTS

1. Give particulars of investments in stocks, bonds, other secured obligations, unsecured notes, and investment advances of others than affiliated companies, included in accounts Nos. 122, "Insurance funds"; 125, "Sinking funds"; 124, "Other special funds"; and 131, "Other investments."

2. Entries in this schedule should be made in accordance with the definitions and general instructions given on page 15, classifying the investments by means of letters, figures, and symbols. Items (a), (b) and (c). Investments in U. S. Treasury obligations may be reported as one item.

3. Indicate by means of an arbitrary mark in column (d) the obligation in support of which any security is pledged, mortgaged, or otherwise encumbered, giving names and other important particulars of such obligations in footnotes.

4. Give totals for each class and for each subclass, and a grand total for each account.

5. Entries in column (d) should show date of maturity of bonds and other evidences of indebtedness. In case obligations of the same designation mature serially, the date in column (d) may be reported as "Serially 19____ to 19____."

Line No.	Ac- count No.	Class No. (b)	Kind of in- vest- ment (c)	Name of issuing company or government and description of security held, also lien reference, if any (d)	INVESTMENTS AT CLOSE OF YEAR			
					PAR VALUE OF AMOUNT HELD AT CLOSE OF YEAR			
					Pledged (e)	Unpledged (f)	In sinking, insurance, and other special funds (g)	Total par value (h)
1					\$	\$	\$	\$
2								
3								
4								
5								
6								
7								
8								
9								
10								
11								
12								
13								
14								
15								
16								
17								
18								
19								
20								
21								
22								
23								
24								
25								
26								
27								
28								
29								
30								
31								
32								
33								
34								
35								
36								
37								
38								
39								
40								
41								
42								
43								
44								
45								
46								
47								
48								
49								
50								
51								
52								

218. OTHER INVESTMENTS—Concluded

6. For nonpar stock, show the number of shares in lieu of the par value in columns (e), (f), (g), (h), (j), and (l).

7. In reporting advances, columns (e), (f), (g), (h), and (l) should be left blank. If any advances are pledged, give particulars in a footnote.

8. Particulars of investments made, disposed of, or written down during the year should be given in columns (j) to (n), inclusive. If the cost of any investment made during the year differs from the book value reported in column (k), explain the matter in a footnote. By "cost" is meant the consideration given minus accrued interest or dividends included therein. If the consideration given or received for such investments was other than cash, describe the transaction in a footnote. Identify all entries in column (n) which represent a reduction in the book value of securities by symbol and give full explanation in a footnote in each case.

Line No.	INVESTMENT AT CLOSE OF YEAR	INVESTMENTS MADE DURING YEAR		INVESTMENTS DISPOSED OF OR WRITTEN DOWN DURING YEAR			DIVIDENDS OR INTEREST DURING YEAR	
	Total book value (i)	Par value (j)	Book value (k)	Par value (l)	Book value (m)	Selling price (n)	Rate (o)	Amount credited to income (p)
1	\$	\$	\$	\$	\$	\$	%	\$
2								
3								
4								
5								
6								
7								
8								
9								
10								
11								
12								
13								
14								
15								
16								
17								
18								
19								
20								
21								
22								
23								
24								
25								
26								
27								
28								
29								
30								
31								
32								
33								
34								
35								
36								
37								
38								
39								
40								
41								
42								
43								
44								
45								
46								
47								
48								
49								
50								
51								
52								

221. SECURITIES, ADVANCES, AND OTHER INTANGIBLES OWNED OR CONTROLLED THROUGH NONREPORTING CARRIER AND NONCARRIER SUBSIDIARIES

Give particulars of investments represented by securities and advances (including securities issued or assumed by respondent), and of other intangible property, indirectly owned or controlled by respondent through any subsidiary which does not report to the Commission under the provisions of Part I or Part III of the Interstate Commerce Act, without regard to any question of whether the company issuing the securities, or the obligor, is controlled by the subsidiary. This schedule should include all securities, open account advances, and other intangible property

owned or controlled by nonreporting companies shown in schedules 104A, 104B, and 217, as well as those owned or controlled by any other organization or individual whose action respondent is enabled to determine.

Investments in U.S. Treasury obligations may be combined in a single item.

Line No.	Class No. (a)	Name of issuing company and security or other intangible thing in which investment is made (list on same line in second section and in same order as in first section) (b)	INVESTMENTS AT CLOSE OF YEAR		INVESTMENTS MADE DURING YEAR	
			Total par value (c)	Total book value (d)	Par value (e)	Book value (f)
1			\$	\$	\$	\$
2						
3						
4						
5						
6						
7						
8						
9						
10						
11						
12						
13						
14						
15						
16						
17						
18						
19						
20						
21						
22						
23						
24						

NONE

221. SECURITIES, ADVANCES, AND OTHER INTANGIBLES OWNED OR CONTROLLED THROUGH: NONREPORTING
CARRIER AND NONCARRIER SUBSIDIARIES—Concluded

Line No.	INVESTMENTS DISPOSED OF OR WRITTEN DOWN DURING YEAR			Names of subsidiaries in connection with things owned or controlled through them (i)
	Par value (g)	Book value (h)	Selling price (i)	
1	\$	\$	\$	
2				
3				
4				
5				
6				
7				
8				
9				
10				
11				
12				
13				
14				
15				
16				
17				
18				
19				
20				
21				
22				
23				
24				

222. PROPERTY AND EQUIPMENT

Give particulars of balances at the beginning and close of the year and of all changes during the year in the book cost and depreciation reserve for property and equipment. The balances by primary accounts should be stated in columns (b), (f), (g), and (h) and all changes made during the year should be analyzed in columns (c) to (e) and (i) to (j), inclusive.

The entries made in column (c) of this schedule should be as follows: Under section A, "Owned property," there should be reported the amounts which represent the cost to the reporting carrier in constructing or acquiring transportation property and equipment during the year and of making additions thereto and improvements thereon, as well as the cost during the year of making additions and improvements to physical property owned by the carrier and used for transportation purposes at, or before, the beginning of the year; under section B, "Leased property," there should be reported the amounts which represent the cost to the reporting carrier during the year of additions and improvements to transportation property leased from others under long-term contracts, in cases where such cost is not chargeable to the owning company.

In Section A, Account No. 149, "Construction work in progress," should be subdivided as applicable by account numbers 141 to 148, and by subaccount letters (a) to (d).

In Section B, Account No. 158, "Improvements on leased property," should be subdivided as applicable according to the account numbers 141 to 149, and subaccount letters (a) to (d), as shown in Section A, owned property.

Both the debits and credits applicable to the book cost and the depreciation reserve for property involved in each transfer, adjustment, or clearance between transportation property and equipment accounts should be included in the columns designated "Transfers during year." Also the transfer of prior year's debits or credits from investment in transportation property and equipment to operating expenses or other accounts, or vice versa, should be included in the columns designated "Transfers during year." Important adjustment items should be fully explained and citations of the Interstate Commerce Commission's authority for acquisitions should be given in footnotes.

Line No.	Account (a)	BOOK COST				
		Balance at beginning of year (b)	Additions during year (c)	Retirements during year (d)	Transfers during year (e)	Balance at close of year (f)
	A. OWNED PROPERTY					
	(140) TRANSPORTATION PROPERTY					
	Floating equipment:					
	(141) Line equipment	x x x x x	x x x x x	x x x x x	x x x x x	x x x x x
1	(a) Self-propelled cargo or passenger carrying vessels (by individual units)					
2						
3						
4						
5						
6						
7						
8						
9	(b) Towboats	8,868,743				8,868,743
10	(c) Cargo barges	14,442,776	156,255			14,599,031
11	(d) Other	13,641				13,641
	(142) Harbor equipment	x x x x x	x x x x x	x x x x x	x x x x x	x x x x x
	(a) Ferryboats					
	(b) Motor launches and transfer boats					
14	(c) Barges, lighters, car and other floats					
15	(d) Tugboats					
16	(143) Miscellaneous floating equipment					
	Terminal property and equipment:	x x x x x	x x x x x	x x x x x	x x x x x	x x x x x
	(144) Buildings and other structures	x x x x x	x x x x x	x x x x x	x x x x x	x x x x x
17	(a) General office, shop and garage					
	(b) Cargo handling facilities, storage warehouses and special service structures	x x x x x	x x x x x	x x x x x	x x x x x	x x x x x
18						
19	(c) Other port service structures					
	(d) Other structures not used directly in waterline transportation	x x x x x	x x x x x	x x x x x	x x x x x	x x x x x
20						
	(145) Office and other terminal equipment	x x x x x	x x x x x	x x x x x	x x x x x	x x x x x
21	(a) General office, shop and garage	144,693	29,847			174,540
	(b) Terminal equipment for cargo handling, warehouses and special services	x x x x x	x x x x x	x x x x x	x x x x x	x x x x x
22						
23	(c) Other port services equipment					
	(d) Other equipment not used directly in waterline transportation	x x x x x	x x x x x	x x x x x	x x x x x	x x x x x
24		131,694	18,836			149,930
25	(146) Motor and other highway equipment					

222. PROPERTY AND EQUIPMENT—Continued

Line No.	DEPRECIATION RESERVE					RETIREMENTS	
	Balance at beginning of year (a)	Additions during year (b)	Retirements during year (c)	Transfers during year (d)	Balance at close of year (e)	Salvage, including insurance (f)	Net gain (or loss) (g)
1	x x x x x	x x x x x	x x x x x	x x x x x	x x x x x	x x x x x	x x x x x
2							
3							
4							
5							
6							
7							
8							
9	1,249,342	342,060			1,591,402		
10	1,609,341	520,080			2,129,421		
11	2,328	1,368			3,746		
	x x x x x	x x x x x	x x x x x	x x x x x	x x x x x	x x x x x	x x x x x
12							
13							
14							
15							
16	x x x x x	x x x x x	x x x x x	x x x x x	x x x x x	x x x x x	x x x x x
	x x x x x	x x x x x	x x x x x	x x x x x	x x x x x	x x x x x	x x x x x
17	x x x x x	x x x x x	x x x x x	x x x x x	x x x x x	x x x x x	x x x x x
18							
19							
20	x x x x x	x x x x x	x x x x x	x x x x x	x x x x x	x x x x x	x x x x x
	x x x x x	x x x x x	x x x x x	x x x x x	x x x x x	x x x x x	x x x x x
21	105,080	22,111			142,191		
	x x x x x	x x x x x	x x x x x	x x x x x	x x x x x	x x x x x	x x x x x
22							
23	x x x x x	x x x x x	x x x x x	x x x x x	x x x x x	x x x x x	x x x x x
	9,987	5,352			15,339		
24							
25							

222. PROPERTY AND EQUIPMENT—Continued

Line	Account (a)	BOOK COST				
		Balance at beginning of year (b)	Additions during year (c)	Retirements during year (d)	Transfers during year (e)	Balance at close of year (f)
	A. OWNED PROPERTY—Continued					
	Land and land rights:					
	(147) Land	X X X X	X X X X	X X X X	X X X X	X X X X
26	(a) General office, shop and garage					
27	(b) Cargo handling, warehouses and special service					
28	(c) Other port service					
29	(d) Other land not used directly in water-line transportation					
	(148) Public improvements	X X X X	X X X X	X X X X	X X X X	X X X X
30	(a) Related to water-line transportation					
31	(b) Not directly related to water-line transpor- tation					
	(149) Construction work in progress	X X X X	X X X X	X X X X	X X X X	X X X X
32						
33						
34						
35						
36						
37	GRAND TOTAL OWNED PROPERTY	<i>23,600,947</i>	<i>204,938</i>			<i>23,805,885</i>
	B. LEASED PROPERTY					
	(158) Improvements on leased property:	X X X X	X X X X	X X X X	X X X X	X X X X
38						
39						
40						
41						
42						
43						
44						
45						
46						
47						
48						
49						
50						
51						
52						
53						
54	GRAND TOTAL LEASED PROPERTY					

222. PROPERTY AND EQUIPMENT—Concluded

Line No.	DEPRECIATION RESERVE					RETIREMENTS	
	Balance at beginning of year (g)	Additions during year (h)	Retirement during year (i)	Transfers during year (j)	Balance at close of year (k)	Salvage, including insurance (l)	Net gain (or loss) (m)
	x x x x x x x	x x x x x x x	x x x x x x x	x x x x x x x	x x x x x x x	x x x x x x x	x x x x x x x
26							
27							
28							
29							
	x x x x x x x	x x x x x x x	x x x x x x x	x x x x x x x	x x x x x x x	x x x x x x x	x x x x x x x
30							
31							
	x x x x x x x	x x x x x x x	x x x x x x x	x x x x x x x	x x x x x x x	x x x x x x x	x x x x x x x
32							
33							
34							
35							
36							
37	<i>2,976,131</i>	<i>905,971</i>					<i>3,882,102</i>
	x x x x x x x	x x x x x x x	x x x x x x x	x x x x x x x	x x x x x x x	x x x x x x x	x x x x x x x
38							
39							
40							
41							
42							
43							
44							
45							
46							
47							
48							
49							
50							
51							
52							
53							
54							

Schedule 250.—RENTAL EXPENSE OF LESSEE

Complete this schedule only if (a) carrier operating revenues are \$10 million or more and (b) if gross rental expense in the most recent fiscal year exceeds one percent of operating revenue.

Otherwise, show total rental expense (reduced by rentals from subleases) entering into the determination of results of operations for each period which an income statement is presented. Rental payments under short-term leases for a month or less which are not expected to be renewed need not be included. Contingent rentals, such as those based on usage or sales, shall be reported separately from the basic or minimum rentals.

Line No.	Type of lease (a)	Current Year (b)	Prior Year (c)
	Financing leases:		
1	Minimum rentals		
2	Contingent rentals		
3	Sublease rentals	()	()
4	Total financing leases		
	Other leases:		
5	Minimum rentals		
6	Contingent rentals		
7	Sublease rentals	()	()
8	Total other leases		
9	Total rental expense of lessee		

NOTE: As used in schedules 250 through 254, a "financing lease" is defined as a lease which, during the noncancellable lease period, either (a) covers 75% or more of the economic life of the property or (b) has terms which assure the lessor a full recovery of the fair market value (which would normally be represented by his investments) of the property at the inception of the lease plus a reasonable return on the use of the assets invested subject only to limited risk in the realization of the residual interest in the property and the credit risks generally associated with secured loans.

Schedule 251.—MINIMUM RENTAL COMMITMENTS

Complete this schedule only if (a) carrier operating revenues are \$10 million or more and (b) gross rental expense in the most recent fiscal year exceeds one percent of operating revenue.

Show the minimum rental commitments under all noncancellable leases, as of the date of the latest balance sheet presented, in the aggregate (with disclosure of the amounts applicable to noncapitalized financing leases) for (a) each of the five succeeding fiscal years; (b) each of the next three five-year periods; and, (c) the remainder as a single amount. The amounts so determined should be reduced by rentals to be received from existing noncancellable subleases (with disclosure of the amounts of such rentals). For purposes of this rule, a noncancellable lease is defined as one that has an initial or remaining term of more than one year and is noncancellable, or is cancellable only upon the occurrence of some remote contingency or upon the payment of a substantial penalty.

Line No.	Year ended (a)	A			B	
		Financing leases (b)	Other leases (c)	Total (d)	Sublease rentals*	
					Financing leases (e)	Other leases (f)
1	Next year					
2	In 2 years	<i>NONE</i>				
3	In 3 years					
4	In 4 years					
5	In 5 years					
6	In 6 to 10 years					
7	In 11 to 15 years					
8	In 16 to 20 years					
9	Subsequent					

* The rental commitments reported in Part A of this schedule have been reduced by these amounts.

Schedule 252.—LEASE DISCLOSURE

Complete this schedule only if carrier operating revenues are \$10 million or more.

Relate in general terms: (a) the basis for calculating rental payments if dependent upon factors other than the lapse of time; (b) existence and terms of renewal or purchase options, escalation clauses, etc.; (c) the nature and amount of related guarantees made or obligations assumed; (d) restrictions on paying dividends, incurring additional debt, further leasing, etc.; and, (e) any other information necessary to assess the effect of commitments upon the financial position, results of operations, and changes in financial position of the lessee.

Line No.	
	(a)
1	
2	
3	
4	
5	
6	
7	
8	
	(b)
9	
10	
11	
12	
13	
14	
15	
16	
	(c)
17	
18	
19	
20	
21	
22	
23	
24	
	(d)
25	
26	
27	
28	
29	
30	
31	
32	
	(e)
33	
34	
35	
36	
37	
38	
39	
40	

Schedule 253.—LEASE COMMITMENTS—PRESENT VALUE

Complete this schedule only if (a) carrier operating revenues are \$10 million or more and (b) if the present value of the minimum lease commitments are more than five percent of the sum of the long-term debt, stockholders' equity and the present value of the minimum lease commitments, or if the impact on net income (as computed in schedule 254, Income impact—Lessee) is three percent or more of the average net income for the most recent three years.

Show all noncapitalized financing leases, the present value of the minimum lease commitments in the aggregate and by major categories of properties. Present values shall be computed by discounting net lease payments (after subtracting, if practicable, estimated, or actual amounts, if any, applicable to taxes, insurance, maintenance and other operating expenses) at the interest rate implicit in the terms of each lease at the time of entering into the lease.

Show either the weighted average interest rate (based on present value) and range of rates or specific interest rates for all lease commitments.

Line No.	Asset category (a)	Present value		Range		Weighted average	
		Current Year (b)	Prior Year (c)	Current Year (d)	Prior Year (e)	Current Year (f)	Prior Year (g)
		\$	\$	%	%	%	%
1	Structures <i>NONE</i>						
2	Revenue equipment						
3	Shop and garage equipment						
4	Service cars and equipment						
5	Noncarrier operating property						
	Other (Specify):						
6							
7							
8							
9							
10	Total						

Schedule 254.—INCOME IMPACT—LESSEE

Complete this schedule only if carrier operating revenues are \$10 million or more.

If the impact on net income is less than three percent of the average net income for the most recent three years, a statement to this effect will suffice to complete this schedule. Otherwise, show the impact on net income for each period for which an income statement is presented if all capitalized financing leases were capitalized, related assets were amortized on a straight-line basis and interest cost was accrued on the basis of the outstanding lease liability. The amounts of amortization and interest cost shall be separately identified.

In calculating average net income, loss-years should be excluded. If losses were incurred in each of the most recent three years, the average loss shall be used for purposes of this test.

Line No.	Item (a)	Current Year (b)	Prior Year (c)
1	Amortization of lease rights <i>NONE</i>	\$	\$
2	Interest		
3	Rent expense		
4	Income tax expense		
5	Impact (reduction) on net income		

NOTES AND REMARKS

286. ACQUISITION ADJUSTMENT

Give particulars of all changes included in account No. 151, "Acquisition adjustment," during the year and citation of the Interstate Commerce Commission's authority therefor.

In column (b) show the account number to which the entries in column (c) were credited and the account number to which the entries in column (d) were charged. If more than one contra account is involved in an item, the amount applicable to each account and total for the item should be

shown.

Items amounting to less than \$50,000 for class A carriers by water or less than \$10,000 for class B carriers by water may be combined in a single entry designated "Minor items, _____ in number each less than \$50,000 or \$10,000," as may be appropriate to the class of carrier.

Line No.	Item (a)	Contra account number (b)	Charges during the year (c)	Credits during the year (d)
1			\$	\$
2	<i>NONE</i>			
3				
4				
5				
6				
7				
8				
9				
10				
11				
12				
13				
14				
15				
16				
17				
18				
19				
20				
21				
22				
23				
24				
25				
26				
27				
28				
29				
30				
31				
32				
33				
34				
35				
36				
37				
38				
39				
40				
41				
42				
43				
44				
45				
46				
47				
48				
49				
50				
	Total	x x x		
	Net Change	x x x		

287. INVESTMENTS IN NONCARRIER PHYSICAL PROPERTY

Give particulars of all investments of the respondent in physical property other than its waterway lines and other than property used in auxiliary (or "outside") operations collateral to its waterway operations. This schedule should include all such direct investments in physical property as are includible in account No. 160, "Noncarrier physical property," in the Uniform System of Accounts. The description of the property in column (a) should give the location and other identification of it with a reasonable degree of particularity.

Each item amounting to \$10,000 or more should be stated, items less than \$10,000 may be combined in a single entry designated "Minor items, each less than \$10,000."

If any of the property herein provided for was acquired in consideration of

stocks, or of bonds or other evidences of debt, or in exchange for other property, enter in column (c) only the actual cash or money paid, and in a note attached to this sheet describe fully the consideration actually given.

In column (e) give an analysis of the amounts included (in respect of the properties in this schedule) in the item shown on the Balance Sheet as of the close of the year against account No. 161, "Depreciation reserve—Noncarrier physical property."

If any property of the character provided for in this schedule, amounting to \$50,000 or more, was disposed of during the year, give particulars in a footnote.

Line No.	Name and description of physical property held at close of year as an investment (a)	Date of acquisition (b)	Actual money cost to respondent if different than column (d) (c)	Book cost at close of year (d)	Depreciation accrued to close of year (e)
1			\$	\$	\$
2					
3	<i>NONE</i>				
4					
5					
6					
7					
8					
9					
10					
11					
12					
13					
14					
15					
16					
17					
18					
19					
20	Total				

288. NOTES PAYABLE

1. Give particulars of the various creditors and the character of the transactions involved in accounts Nos. 200, "Notes payable," and 201, "Affiliated companies—Notes and accounts payable."

2. List every item in excess of \$10,000 and state its date of issue, date of maturity, and rate of interest.

3. For creditors whose balances were severally less than \$10,000, a single entry

may be made under a caption "Minor accounts, each less than \$10,000."

4. Entries in columns (g) and (h) should include interest accrued and interest paid on notes payable retired during the year, even though no portion of the issue remained outstanding at the close of the year.

5. State totals separately for each account.

Line No.	Name of creditor company (a)	Character of liability or of transaction (b)	Date of issue (c)	Date of maturity (d)	Rate of interest (e)	Balance at close of year (f)	Interest accrued during year (g)	Interest paid during year (h)
1	<i>AETNA BUSINESS CREDIT</i>	<i>REVOLVING CREDIT</i>	<i>3/1/78</i>	<i>3/3/80</i>	<i>*</i>	<i>2,236,896</i>	<i>488,040</i>	<i>488,040</i>
2	<i>F. ROSS & SONS, INC.</i>	<i>OPEN</i>	<i>N/A</i>	<i>N/A</i>	<i>N/A</i>	<i>184,125</i>	<i>NONE</i>	<i>NONE</i>
3	<i>MINOR—EACH LESS THAN \$10,000</i>	<i>VARIOUS</i>	<i>VARIOUS</i>	<i>VARIOUS</i>	<i>VAR</i>	<i>27,188</i>	<i>210,941</i>	<i>210,941</i>
4								
5								
6								
7								
8								
9								
10								
11	<i>* 5% OVER PRIME</i>							
12								
13								
14								
15						<i>2,448,209</i>	<i>699,922</i>	<i>909,922</i>

261. FUNDED DEBT AND RECEIVERS' AND TRUSTEES' SECURITIES

1. Give particulars of the various unmatured bonds and other evidences of funded debt of the respondent (except equipment obligations, for which see schedule No. 263, p. 30), which were in existence at the close of the year. Entries in this schedule should be confined to those includible in accounts Nos. 211, "Funded debt matured," and 212, "Receivers' and trustees' securities."

2. In column (a) show the name of each bond or other obligation as it is designated in the records of the respondent, classifying each obligation under the appropriate following subheading as they are defined in the Uniform System of Accounts:

1. Mortgage Bonds
2. Collateral Trust Bonds
3. Income Bonds
4. Miscellaneous Obligation Maturing More Than One Year After Date of Issue

sue

5. Receipts Outstanding for Funded Debt*

6. Equipment Obligations (details on p. 30)

7. Receivers' and Trustees' Securities

Show a total for each subheading.

3. In case obligation of the same designation mature serially or otherwise at various dates, enter in column (c) the latest date of maturity and explain the matter in a footnote.

4. Column (d) calls for the par value of the amount of debt authorized to be incurred, as determined by the final authority whose assent is necessary to the legal validity of the issue. In case such final authority is some public officer or board, attach a footnote showing such officer or board and the date when assent was given. In all cases where any issues, whether actual or merely nominal, were made during

Line No.	Name and character of obligation (a)	Nominal date of issue (b)	Date of maturity (c)	Par value of extent of indebtedness authorized (d)	Total par value outstanding at close of year (e)	TOTAL PAR VALUE NOMINALLY ISSUED AND NOMINALLY OUTSTANDING AT CLOSE OF YEAR		
						In treasuries (f)	Pledged as collateral (g)	In sinking or other funds (h)
1	MORTGAGE BONDS			\$	\$	\$	\$	\$
2								
3								
4	MARAD BONDS	5-5-76	SCH	18,612,000	16,212,000	-	-	-
5								
6								
7								
8								
9								
10								
11								
12								
13								
14								
15								
16								
17								
18								
19								
20								
21								
22								
23								
24								
25								
26								
27								
28								
29								
30								
31								
32								
33								
34								
35								
36								
37								
38								
39								
40								
41								
42								
43								
44								
45								
46	GRAND TOTAL	X X X X X X		18,612,000	16,212,000	-	-	-

(AR)

261. FUNDED DEBT AND RECEIVERS' AND TRUSTEES' SECURITIES—Concluded

the year, state on page 31 the purposes for which such issues were authorized, as expressed in the resolution of the final authority passing on the matter.

5. Entries in column (e) should include funded debt nominally issued, nominally outstanding, and actually outstanding.

6. Entries in columns (f), (g) and (h) should be appropriately footnoted to show (1) Total par value nominally but not actually issued, and (2) Total par value reacquired after actual issue and held alive at close of year.

7. Entries should conform to the definitions of "nominally issued," "actually issued," etc., as given in the fifth paragraph of instructions on page 32.

8. If the items of interest accrued during the year as entered in columns (f) and (g) do not aggregate the total accrual for the year on any security, explain the discrepancy.

Entries in these columns should include interest accrued on funded debt reacquired or retired during the year although no portion of the issue is actually outstanding at the close of the year.

9. In determining the entries for column (n), do not treat any interest as paid unless the liability of the respondent in respect to it is extinguished. Deposits of cash with banks and other fiscal agents for the payment of interest coupons should not be reported as payments of such interest until actually paid to coupon holders or others under such circumstances as to relieve the respondent from further liability. Interest falling due on January 1 is to be treated as matured on December 31.

Line No.	Total par value actually outstanding at close of year (d)	INTEREST PROVISIONS		AMOUNT OF INTEREST ACCRUED DURING YEAR		Amount of interest paid during year (n)	Long-term debt due within one year (o)
		Rate per cent per annum (e)	Dates due (f)	Charged to income (g)	Charged to construction or other investment account (h)		
1	\$			\$	\$	\$	\$
2							
3							
4	16,212,000	5CH	5CH	1,346,178	-	1,390,208	800,000
5							
6							
7							
8							
9							
10							
11							
12							
13							
14							
15							
16							
17							
18							
19							
20							
21							
22							
23							
24							
25							
26							
27							
28							
29							
30							
31							
32							
33							
34							
35							
36							
37							
38							
39							
40							
41							
42							
43							
44							
45							
46	16,212,000	x x x	x x x	1,346,178	-	1,390,208	800,000

263. EQUIPMENT OBLIGATIONS

Give the particulars of each series of unmatured obligations issued or assumed by the respondent and outstanding at the close of the year, the date of maturity for which is a first lien on equipment.

In column (a) show the name by which the obligation is designated on the respondent's records.

In column (b) show the number of years from the nominal date of issue to the date of maturity of the first maturing obligation in the particular series.

If the payments required in the contract are unequal in amount or are to occur at unequal intervals, attach a reference mark to the entry in column (a) and show full particulars in a footnote.

In column (a) show classes and numbers of units, and other matters of identification.

If the obligations bear no interest prior to maturity, the entry in column (d) should show the rate applicable after maturity, and references should be made to a footnote explaining that no interest accrues on the obligation prior to date of maturity.

For definitions of "actually issued," "actually outstanding," etc., see the 17th page of instructions on page 12.

If any equipment obligations were redeemed or retired during the year, particulars of them and of interest thereon should be given in a footnote.

Line No.	Name of obligation	Nominal date of issue (a)	Term in years (b)	Number of payments (c)	Equipment covered (d)	Cost or value of equipment acquired (e)
1	MARRAD BONDS	5-5-76	24	SEE	M/V SUNFLOWER, M/V GLADYS FLOWERS, M/V ROSY	\$
2				ATTACHED	FLOWERS, M/V J. RUSSELL FLOWERS, RF-107-126,	
3				SEPARATE	RF 217-226, RF 308-239B, RF 431A-445B	18,612,000
4						
5						
6						
7						
8						
9						
10						
11						
12						
13						
14						
15						

Line No.	Cash paid on account of equipment (a)	Total amount of obligations actually issued (b)	Rate of interest per annum (c)	Interest due (d)	Amount actually paid on account of interest (e)	Amount actually paid on account of principal (f)	Interest actually paid on account of interest (g)	Interest actually paid on account of principal (h)	Interest actually paid on account of interest (i)	Interest actually paid on account of principal (j)	Interest actually paid on account of interest (k)	Interest actually paid on account of principal (l)	Interest actually paid on account of interest (m)	Interest actually paid on account of principal (n)	Interest actually paid on account of interest (o)	Interest actually paid on account of principal (p)	Interest actually paid on account of interest (q)	Interest actually paid on account of principal (r)	Interest actually paid on account of interest (s)	Interest actually paid on account of principal (t)	Interest actually paid on account of interest (u)	Interest actually paid on account of principal (v)	Interest actually paid on account of interest (w)	Interest actually paid on account of principal (x)	Interest actually paid on account of interest (y)	Interest actually paid on account of principal (z)		
1	\$ 18,612,000	\$ 18,612,000	SEE ATTACHED																									
2																												
3																												
4																												
5																												
6																												
7																												
8																												
9																												
10																												
11																												
12																												
13																												
14																												
15																												
16																												

Total—Current, maturing within 1 year	800,000
Total—Long-term debt	15,812,000
GRAND TOTAL	16,612,000

Schedule 1

All of the Obligations referred to below were dated May 5, 1976

Name and Address of Purchaser	Registered in the name of	Interest Rate	Stated Maturity	Numbers and Principal Amounts
Detroit Bank and Trust Company 211 West Fort Street Detroit, Michigan 48231	Ferwash & Co.	5.90	November 5, 1976	1. \$ 100,000
First National Bank of Mansfield 42 North Main Street Mansfield, Ohio 44902	First National Bank of Mansfield	5.90 6.50	November 5, 1976 May 5, 1977	2. \$ 300,000 3. \$ 400,000
American National Bank in Portage 5488 South Westnedge Portage, Michigan 49081	*American National Bank in Portage	6.75	November 5, 1977	4. \$ 300,000
Viles National Bank and Trust Company 322 Broadway Viles, Michigan 49102	*Viles National Bank and Trust Company	6.75 7.20	November 5, 1977 May 5, 1978	5. \$ 100,000 6. \$ 100,000
Citizens Commercial & Savings Bank 328 South Saginaw Street Flint, Michigan 48502	*CITICOM Citizens Commer- cial & Savings Bank, 328 S. Saginaw Street, Flint, Michigan 48502	7.20 7.20 7.20 7.30 7.30 7.30	May 5, 1978 May 5, 1978 May 5, 1978 November 5, 1978 November 5, 1978 November 5, 1978	7. \$ 100,000 8. \$ 100,000 9. \$ 100,000 10. \$ 100,000 11. \$ 100,000 12. \$ 100,000 13. \$ 100,000

Schedule 1

Page 2

Name and Address of Purchaser	Registered in the name of	Interest Rate	Stated Maturity	Numbers and Principal Amount
Lincoln Mutual Savings Bank 1 West Mall Plaza P.O. Box 112 Carnegie, Pennsylvania 15106	*Lincoln Mutual Savings Bank	7.40 7.75	May 5, 1979 May 5, 1981	14. \$ 400,000 18. \$ 400,000
Ann Arbor Bank & Trust Co. 101 South Main Street P.O. Box 615 Ann Arbor, Michigan 48107	*Salkeld & Co., Ac- count #90067, c/o Bankers Trust Co., Securities Adminis- tration, Church Street Station, P.O. Box 318, New York, New York 10005	7.625 7.625 7.70	November 5, 1979 May 5, 1980 November 5, 1980	15. \$ 400,000 16. \$ 400,000 17. \$ 400,000
Western National Life Insurance Company 205 East Tenth Street Amarillo, Texas 79105	Western National Life Insurance Company P.O. Box 871 Amarillo, Texas 79167	7.85 7.90	November 5, 1981 May 5, 1982	19. \$ 400,000 20. \$ 400,000
South Carolina Retirement System P.O. Drawer 11778 Wade Hampton Office Bldg. Columbia, S.C. 29211	*Treasurer, State of South Carolina, South Carolina Retirement System	8.40 8.40 8.40 8.40 8.40 8.40 8.40 8.40 8.40 8.40	May 5, 2000 May 5, 2000 May 5, 2000 May 5, 2000 May 5, 2000 May 5, 2000 May 5, 2000 May 5, 2000 May 5, 2000 May 5, 2000	SF1. \$ 1,000,000 SF2. \$ 1,000,000 SF3. \$ 1,000,000 SF4. \$ 1,000,000 SF5. \$ 1,000,000 SF6. \$ 1,000,000 SF7. \$ 1,000,000 SF8. \$ 1,000,000 SF9. \$ 1,000,000 SF10. \$ 1,000,000 SF11. \$ 1,812,000

Name and Address of Purchaser	Refistered in the name of	Interest Rate	Stated Maturity	Numbers and Principal Amount
Teachers' Retirement System of the State of Kentucky 216 West Main Street Frankfort, Kentucky 40601	*KENTRES Farmers Bank Plaza Frankfort, Kentucky 40601	8.40 8.40 8.40 8.40 8.40 8.40 8.40	May 5, 2000 May 5, 2000 May 5, 2000 May 5, 2000 May 5, 2000 May 5, 2000 May 5, 2000	SF12.\$ 100,000 SF13.\$ 100,000 SF14.\$ 100,000 SF15.\$ 100,000 SF16.\$ 100,000 SF17.\$ 500,000 SF18.\$ 500,000 SF19.\$ 500,000

\$16,212,000

* Address to which interest is to be paid is different from Address of Purchaser

265. FUNDED DEBT AND OTHER OBLIGATIONS (MATURED AND UNMATURED) CHANGES DURING THE YEAR

1. Give particulars of changes during the year in funded debt and other obligations included in accounts Nos. 211, "Funded debt unmatured," and 212, "Receivers' and trustees' securities." List entries under captions giving account numbers and titles and insert total for each account. In column (c) state whether issued for construction of new properties, for additions and betterments, for purchase of vessels, boats, or other property, for conversion, for acquisition of securities, for reorganization, or for other corporate purposes. Also give the number and date of authorization by the public authority under whose control such issue was made, naming such authority. In column (e) include as cash all money, checks, drafts, bills of exchange, and other commercial paper payable at par on demand. For nominally

issued securities, show returns in columns (a), (b), (c), and (d) only.

2. For each class of securities actually issued, the sum of the entries in columns (e), (f), and (h), plus discounts or less premiums in column (g), should equal the entry in column (d). For definition of expense, reportable in column (h), see Special Instruction No. 27, "Discount, expense, and premium on long-term debt," in the Classification of Balance Sheet Accounts.

3. Particulars concerning the reacquirement of securities that were actually outstanding should be given in columns (a), (i), and (j).

Line No.	Name of obligation	SECURITIES ISSUED DURING YEAR			
		Date of issue	Purpose of the issue and authority	Par value	Net proceeds received for issue less discounts and equivalents
	(a)	(b)	(c)	(d)	(e)
1				\$	\$
2					
3					
4					
5					
6			NONE		
7					
8					
9					
10					
11					
12					
13					
14					
15					
16					
17					
18					
19					

Line No.	SECURITIES ISSUED DURING YEAR—Concluded			SECURITIES REACQUIRED DURING YEAR		Remarks
	Cash value of other property acquired or services received as consideration for issue (f)	Net total discounts (in black) or premiums (in red). Excludes entries in column (h) (g)	Expense of issuing securities (h)	AMOUNT REACQUIRED		
	(f)	(g)	(h)	Par value (i)	Purchase price (j)	(k)
1	\$	\$	\$	\$	\$	
2						
3						
4						
5						
6			NONE			
7						
8						
9						
10						
11						
12						
13						
14						
15						
16						
17						
18						
19						

25. CAPITAL STOCK

1. Give particulars of the various issues of capital stock of the respondent, distinguishing separate issues of any general class, if different in any respect.
2. In the second section list particulars of the various issues on the same lines and in the same order as in the first section.
3. Identify the entries in columns (m) to (s), inclusive, in a manner which will indicate whether par value or the number of shares is shown.
4. In stating the date of an authorization the date of the latest assent or ratification necessary to its validity should be shown, e.g., in case an authorization is required to be ratified by stockholders after action by the board of directors, but is not required to be approved by any State or other governmental board or officer, give the date of approval by stockholders, if the assent of a State railroad commission or other public board or officer is necessary, give the date of such assent, or if subsequent to such assent notice has to be filed with a secretary of state or other public officer

- and a tax or other fee has to be paid as a condition precedent to the validity of the issue, give the date of such payment. In case some condition precedent has to be complied with after the approval and ratification of the stockholders has been obtained, state, in a footnote, the particulars of such condition and of the respondent's compliance therewith.
5. For the purposes of this report, capital stock and other securities are considered to be nominally issued when certificates are signed and sealed and placed with the proper officer for sale and delivery or are pledged or otherwise placed in some special fund of the respondent. They are considered to be actually issued when sold to a bona fide purchaser for a valuable consideration, and such purchaser holds free from control by the respondent. All securities actually issued and not reacquired by or for the respondent are considered to be actually outstanding. If reacquired by or for the respondent under such circumstances as require them to be considered as held alive, and not canceled or retired, they are considered to be

- nominally outstanding.
6. Column (d) refers to the initial preference dividend payable before any common dividend, columns (k) and (l) to participations in excess of initial preference dividend, at a specified percentage or amount from par stock) (column (k)) or a percentage or proportion of the profits (column (l)).
7. "Authenticated" as applied to column (m) of this schedule means the total par value of certificates of par value stock or total number of shares of nonpar stock that have been signed and sealed and placed with the proper officer of the carrier for sale or other disposition. The amount stated in this column is the sum total of the amounts stated as nominally issued and actually issued stock.
8. In column (s) show the actual consideration received for the stock, whether in cash or other property.

Line No.	Class of stock	PREFERRED STOCK												STOCK ACTUALLY OUTSTANDING AT CLOSE OF YEAR																																																																																																																																																																																																																																																																																																																																																																																																																																																																																																																																																																																																																																																																																																																																																																																																																																																																																																																																																																																																																																																																																																																																																																																																																																																																																																																																																															
		CUMULATIVE					OTHER PROVISIONS OF CONTRACT							STOCK ACTUALLY OUTSTANDING AT CLOSE OF YEAR																																																																																																																																																																																																																																																																																																																																																																																																																																																																																																																																																																																																																																																																																																																																																																																																																																																																																																																																																																																																																																																																																																																																																																																																																																																																																																																																																															
		(a)	(b)	(c)	(d)	(e)	(f)	(g)	(h)	(i)	(j)	(k)	(l)	(m)	(n)	(o)	(p)	(q)	(r)																																																																																																																																																																																																																																																																																																																																																																																																																																																																																																																																																																																																																																																																																																																																																																																																																																																																																																																																																																																																																																																																																																																																																																																																																																																																																																																																																										
1	Common		10-14-74	\$ 1.00	X X X X	X X X X	X X X X	X X X X	X X X X	X X X X	X X X X	X X X X	X X X X	X X X X	X X X X	X X X X	X X X X	X X X X	X X X X																																																																																																																																																																																																																																																																																																																																																																																																																																																																																																																																																																																																																																																																																																																																																																																																																																																																																																																																																																																																																																																																																																																																																																																																																																																																																																																																																										
2					X X X X	X X X X	X X X X	X X X X	X X X X	X X X X	X X X X	X X X X	X X X X	X X X X	X X X X	X X X X	X X X X	X X X X	X X X X																																																																																																																																																																																																																																																																																																																																																																																																																																																																																																																																																																																																																																																																																																																																																																																																																																																																																																																																																																																																																																																																																																																																																																																																																																																																																																																																																										
3					X X X X	X X X X	X X X X	X X X X	X X X X	X X X X	X X X X	X X X X	X X X X	X X X X	X X X X	X X X X	X X X X	X X X X	X X X X																																																																																																																																																																																																																																																																																																																																																																																																																																																																																																																																																																																																																																																																																																																																																																																																																																																																																																																																																																																																																																																																																																																																																																																																																																																																																																																																																										
4					X X X X	X X X X	X X X X	X X X X	X X X X	X X X X	X X X X	X X X X	X X X X	X X X X	X X X X	X X X X	X X X X	X X X X	X X X X																																																																																																																																																																																																																																																																																																																																																																																																																																																																																																																																																																																																																																																																																																																																																																																																																																																																																																																																																																																																																																																																																																																																																																																																																																																																																																																																																										
5	Preferred		10-31-78	1.00																																																																																																																																																																																																																																																																																																																																																																																																																																																																																																																																																																																																																																																																																																																																																																																																																																																																																																																																																																																																																																																																																																																																																																																																																																																																																																																																																																									
6																																																																																																																																																																																																																																																																																																																																																																																																																																																																																																																																																																																																																																																																																																																																																																																																																																																																																																																																																																																																																																																																																																																																																																																																																																																																																																																																																																													
7																																																																																																																																																																																																																																																																																																																																																																																																																																																																																																																																																																																																																																																																																																																																																																																																																																																																																																																																																																																																																																																																																																																																																																																																																																																																																																																																																																													
8	Debtenture		NONE																																																																																																																																																																																																																																																																																																																																																																																																																																																																																																																																																																																																																																																																																																																																																																																																																																																																																																																																																																																																																																																																																																																																																																																																																																																																																																																																																																										
9																																																																																																																																																																																																																																																																																																																																																																																																																																																																																																																																																																																																																																																																																																																																																																																																																																																																																																																																																																																																																																																																																																																																																																																																																																																																																																																																																																													
10	Receipts outstanding for installments paid*		NONE																																																																																																																																																																																																																																																																																																																																																																																																																																																																																																																																																																																																																																																																																																																																																																																																																																																																																																																																																																																																																																																																																																																																																																																																																																																																																																																																																																										
11																																																																																																																																																																																																																																																																																																																																																																																																																																																																																																																																																																																																																																																																																																																																																																																																																																																																																																																																																																																																																																																																																																																																																																																																																																																																																																																																																																													
12	TOTAL				X X X X	X X X X	X X X X	X X X X	X X X X	X X X X	X X X X	X X X X	X X X X	X X X X	X X X X	X X X X	X X X X	X X X X	X X X X																																																																																																																																																																																																																																																																																																																																																																																																																																																																																																																																																																																																																																																																																																																																																																																																																																																																																																																																																																																																																																																																																																																																																																																																																																																																																																																																																										
PAR VALUE OF PAR VALUE STOCK OR NUMBER OF SHARES OF NONPAR STOCK																																																																																																																																																																																																																																																																																																																																																																																																																																																																																																																																																																																																																																																																																																																																																																																																																																																																																																																																																																																																																																																																																																																																																																																																																																																																																																																																																																													
Line No.	Authenticated (a)	Nominally Issued (b)	Held in special funds or in treasury or pledged identically pledged securities by symbol (P) (c)	Canceled (d)	Actual (e)	Canceled (f)	REACQUIRED AND				Held in special funds or in treasury or pledged identically pledged securities by symbol (P) (g)	Number of shares (h)	Par value of par value stock (i)	Book value of stock without par value (j)	STOCK ACTUALLY OUTSTANDING AT CLOSE OF YEAR																																																																																																																																																																																																																																																																																																																																																																																																																																																																																																																																																																																																																																																																																																																																																																																																																																																																																																																																																																																																																																																																																																																																																																																																																																																																																																																																																														

253. CAPITAL STOCK CHANGES DURING THE YEAR

Give full particulars of stocks actually or nominally issued (either original issues or reissues) and of stocks reacquired or canceled during the year.

In the second section of the schedule show the particulars of the several issues on the same lines and in the same order as in the first section.

In column (c) state whether issued for construction of new properties, for additions and betterments, for purchase of vessels, boats, or other property, for conversion, for acquisition of securities, for reorganization, or for other corporate purposes. If an issue of securities was authorized for more than one purpose, state amount applicable to each purpose. Also give the number and date of the authorization by

the public authority under whose control such issue was made, naming such authority. In column (e) include as cash all money, checks, drafts, bills of exchange, and other commercial paper payable at par on demand. For nominally issued stock, show returns in columns (a), (b), (c), and (d) only. For each class of par stock actually issued the sum of the entries in columns (e), (f), and (h), plus discounts or less premiums in column (g), should equal the entry in column (d).

Particulars concerning the reacquirement of stock that was actually outstanding should be given in columns (a), (i), and (j).

Line No.	Class of stock	STOCKS ISSUED DURING YEAR			
		Date of issue	Purpose of the issue and authority	Par value (for nonpar stock show the number of shares)	Cash received as consideration for issue
	(a)	(b)	(c)	(d)	(e)
1				\$	\$
2					
3					
4					
5					
6					
7					
8					
9					
10					
11					
12					
13					
14					
TOTAL					

Line No.	STOCKS ISSUED DURING YEAR-Continued			STOCKS REACQUIRED DURING YEAR		Remarks
	Cash value of other property acquired or services received as consideration for issue	Net total discounts (in black) or premiums (in red). Excludes entries in column (h)	Expense of issuing capital stock	Par value (For nonpar stock show the number of shares)	Purchase price	
	(f)	(g)	(h)	(i)	(j)	(k)
1	\$	\$	\$	\$	\$	
2						
3						
4	NONE	NONE	NONE	NONE	NONE	
5						
6						
7						
8						
9						
10						
11						
12						
13						
14						

254. STOCK LIABILITY FOR CONVERSION OF SECURITIES OF OTHER COMPANIES

If at the close of the year respondent was subject to any liability to issue its own capital stock in exchange for outstanding securities of constituent of other companies, give full particulars thereof hereunder, including names of parties to contracts and abstracts of terms of contracts whereunder such liability exists.

NONE

256. PROPRIETORIAL CAPITAL

1. Give an analysis as called for of account No. 245, "Proprietorial capital," for the year.
2. This account is subject to change only by additional investments or by withdrawals of amounts invested.

	Item (a)	Amount (b)
1	Balance at beginning of year	\$
2	Additional investments during the year	
3	Other credits (detail):	
4		
5		
6		
7		
8	Debits during the year (detail):	
9		
10		
11		
12		
13	Balance at close of year	

N/A

Total credits

Total Debits

State the names and addresses of each partner, including silent or limited, and their interests.

Line No.	Name (a)	Address (b)	Proportion of interests (c)
14			
15			
16			
17			
18			
19			

291. RETAINED INCOME—UNAPPROPRIATED

1. Show hereunder the items of the Retained Income Accounts of the respondent for the year, classified in accordance with the Uniform System of Accounts for Inland and Coastal Waterways Carriers.
2. All contra entries hereunder should be indicated in parentheses.
3. Segregate in column (c) all amounts applicable to the equity in undistributed earnings (losses) of affiliated companies based on the equity

method of accounting.

4. Line 4, column (c), should agree with line 13, column (b), schedule 300. The total of columns (b) and (c), line 4, should agree with line 36, column (b), schedule 300.
5. Include in column (b) only amounts applicable to Retained Income exclusive of any amounts included in column (c).

Line No.	Item (a)	Retained income accounts (b)	Equity in undistributed earnings of affiliated companies (c)
1	(280) Retained income (or deficit) at beginning of year	\$5,994,097	X X X X X X
2	Equity in undistributed earnings (losses) of affiliated companies at beginning of year	X X X X X X	
3	(281) Net income balance (p. 11)	1,813,936	
4	(282) Prior period adjustments to beginning retained income account	539,075	X X X X X X
5	(283) Miscellaneous credits (p. 41)*		
6	(285) Miscellaneous debits (p. 41)*		
7	(286) Miscellaneous reservations of retained income (p. 41)	128,106	
8	(287) Dividend appropriations of retained income (p. 35)		
9	(280) Retained income (or deficit) at close of year (p. 9)	7,268,948	X X X X X X
10	Equity in undistributed earnings (losses) of affiliated companies at end of year	X X X X X X	
11	Balance from line 10(c)	-	X X X X X X
12	Total unappropriated retained income and equity in undistributed earnings (losses) of affiliated companies at end of year (lines 9 and 11)	7,268,948	X X X X X X
*Note Amount of assigned Federal Income tax consequences.			
13	Account 283	\$ NONE	
14	Account 285	\$ NONE	

293. DIVIDEND APPROPRIATIONS

Give particulars of each dividend declared, payable from surplus. For nonpar stock, show the number of shares in column (d) and the rate per share in column (b) or (c). If any such dividend was payable in anything other than cash, explain the matter fully in a footnote. If an obligation of any character has been incurred for the

purpose of procuring funds for the payment of any dividend or for the purpose of replenishing the treasury of the respondent after payment of any dividend, give full particulars in a footnote.

Line No.	Name of security on which dividend was declared (a)	RATE PER SHARE		Par value or number of shares of no par value on which dividend was declared (d)	DISTRIBUTION OF CHARGE		DATE	
		Regular (b)	Extra (c)		Retained income—Unappropriated (e)	Other (f)	Declared (g)	Payable (h)
1				\$	\$	\$		
2								
3								
4								
5								
6								
					Total	7,268,948		

296. CAPITAL SURPLUS

Give an analysis in the form called for below of account No. 250 "Capital surplus." In column (a) give a brief description of the item added or deducted and in

column (b) insert the contra account number to which the amount stated in column (c), (d), or (e) was charged or credited.

Line No.	Item (a)	Contra account number (b)	ACCOUNT NO.		
			250.1 Premiums and assessments on capital stock (c)	250.2 Paid-in surplus (d)	250.3 Other capital surplus (e)
1	Balance at beginning of year	X X X	\$	\$	\$
2	Additions during the year (described):				
3					
4					
5					
6					
7	Total additions during the year	X X X			
8	Deductions during the year (described):				
9					
10					
11					
12	Total deductions	X X X			
13	Balance at close of year	X X X	NONE	NONE	NONE

WC 137325

FLOWERS TRANSPORTATION, INC.

1979

2

310. WATER-LINE OPERATING REVENUES—CLASS A COMPANIES

(For companies having average annual operating revenues exceeding \$500,000)

State the water-line operating revenues of the respondent for the year classified in accordance with the Uniform System of Accounts. The pro-

portion of joint traffic receipt belonging to other carriers should not be included in column (b).

	Class of operating revenues (a)	Amount of revenue for the year (b)	Remarks (c)
	I. OPERATING REVENUE—LINE SERVICE		
1	(301) Freight revenue	29,777,559	
2	(302) Passenger revenue	-	
3	(303) Baggage	-	
4	(304) Mail	-	
5	(305) Express	-	
6	(306) Miscellaneous voyage revenue	536,477	
7	(312) Demurrage	1,962,816	
8	(313) Revenue from towing for regulated carriers	1,127,674	
9	Total operating revenue—Line service	33,526,526	
	II. OTHER OPERATING REVENUE		
10	(320) Special services	-	
11	(321) Ferry service	-	
12	Total other operating revenue	-	
	III. REVENUE FROM TERMINAL OPERATIONS		
13	(331) Revenue from cargo-handling operations	-	
14	(332) Revenue from tug and lighter operations	-	
15	(333) Agency fees, commissions, and brokerage	52,906	
16	(334) Miscellaneous operating revenue	217	
17	Total revenue from terminal operations	53,839	
	IV. RENT REVENUE		
18	(341) Revenue from charters	1,101,268	
19	(342) Other rent revenue (p. 39)	-	
20	Total rent revenue	1,101,268	
	V. MOTOR-CARRIER OPERATIONS		
21	(351) Motor-carrier revenue	-	
22	Total water-line operating revenues	34,680,683	
23	Operating ratio, i.e., ratio of operating expenses to operating revenues, .99	1.00	percent. (Two decimal places required.)

311. WATER-LINE REVENUES—CLASS B COMPANIES

(For companies having average annual operating revenues exceeding \$100,000 but not more than \$500,000)

State the water-line operating revenues of the respondent for the year classified in accordance with the Uniform System of Accounts. The pro-

portion of joint traffic receipts belonging to other carriers should not be included in column (b).

Line No.	Class of operating revenues (a)	Amount of revenue for the year (b)	Remarks (c)
	I. OPERATING REVENUE—LINE SERVICE		
1	(301) Freight revenue		
2	(302) Passenger revenue		
3	(303) Other line service revenue		
4	(313) Revenue from towing for regulated carriers		
5	Total operating revenue—Line service		
	II. OTHER OPERATING REVENUE		
6	(320) Special services		
7	(321) Ferry service		
8	Total other operating revenue		
	III. REVENUE FROM TERMINAL OPERATIONS		
9	(331) Terminal revenues		
	IV. RENT REVENUE		
10	(341) Charter and other rents (p. 39)		
	V. MOTOR-CARRIER OPERATIONS		
11	(351) Motor-carrier revenue		
12	Total water-line operating revenues		
13	Operating ratio, i.e., ratio of operating expenses to operating revenues		percent. (Two decimal places required.)

Carrier Initials *FTJ*

Year 1979

17

320. WATER-LINE OPERATING EXPENSES—CLASS A COMPANIES
 (For companies having average annual operating revenues exceeding \$500,000)

State the water-line operating expenses of the respondent for the year, classifying them in accordance with the Uniform System of Accounts.

Line No.	Name of water-line operating expense account (a)	Amount of operating expenses for the year (b)	Line No.	Name of water-line operating expense account (a)	Amount of operating expenses for the year (b)
	I. MAINTENANCE EXPENSES	\$		IV. TRAFFIC EXPENSES	\$
1	(401) Supervision	1,681	38	(456) Supervision	229,185
2	(402) Repairs of floating equipment	1,598,878	39	(457) Outside traffic agencies	-
3	(404) Repairs of buildings and other structures	10,402	40	(458) Advertising	42,046
4	(405) Repairs of office and terminal equipment	13,828	41	(459) Other traffic expenses	1,550
5	(406) Repairs of highway equipment	-	42	Total traffic expenses	272,781
6	(407) Shop expenses	5,998		V. GENERAL EXPENSES	
7	(408) Other maintenance expenses	677	43	(461) General officers and clerks	1,034,176
8	Total maintenance expenses	1,631,464	44	(462) General office supplies and expenses	367,404
	II. DEPRECIATION AND AMORTIZATION		45	(463) Law expenses	193,924
9	(411) Depreciation—Transportation property	905,971	46	(464) Management commissions	961,019
10	(413) Amortization of investment—Leased property	-	47	(465) Pensions and relief	27,610
11	Total depreciation and amortization	905,971	48	(466) Stationery and printing	8,196
	III. TRANSPORTATION EXPENSES		49	(467) Other expenses	280,970
	A. Line Service		50	Total general expenses	951,261
12	(421) Supervision	221,124		VI. CASUALTIES AND INSURANCE	
13	(422) Wages of crews	4,445,504	51	(471) Supervision	-
14	(423) Fuel	8,846,452	52	(472) Baggage insurance and losses	-
15	(424) Lubricants and water	356,298	53	(473) Hull insurance and damage	103,704
16	(425) Food supplies	359,915	54	(474) Cargo insurance, loss and damage	85,799
17	(426) Stores, supplies, and equipment	455,308	55	(475) Liability insurance and losses, marine operations	1,146,602
18	(427) Buffer supplies	-	56	(476) Liability insurance and losses, non-marine operations	76,017
19	(428) Other vessel expenses	320,465	57	(477) Other insurance	83,124
20	(429) Outside towing expenses	1,062,586	58	Total casualties and insurance expenses	1,495,246
21	(430) Wharfage and dockage	1,231,510		VII. OPERATING RENTS	
22	(431) Port expenses	2,404,237	59	(481) Charter rents—Transportation property	8,495,045
23	(432) Agency fees and commissions	65,729	60	(483) Other operating rents (p. 40)	232,600
24	(433) Lay-up expenses	-	61	Total operating rents	8,727,645
25	Total line service expenses	19,769,428		VIII. OPERATING TAXES	
	B. Terminal Service		62	(485) Pay-roll taxes (p. 38)	68,821
26	(441) Supervision	-	63	(486) Water-line tax accruals (p. 38)	3,823
27	(442) Agents	-	64	Total operating taxes	72,644
28	(443) Stevedoring	358,825		IX. MOTOR-CARRIER OPERATIONS	
29	(444) Precooling and cold-storage operations	-	65	(491) Motor-carrier expenses	-
30	(445) Light, heat, power, and water	-	66	GRAND TOTAL WATER-LINE OPERATING EXPENSES	34,185,555
31	(446) Stationery and printing	-			
32	(447) Tug operations	-			
33	(448) Operation of highway vehicles	-			
34	(449) Local transfers	-			
35	(450) Other terminal operations	-			
36	Total terminal service expenses	358,825			
37	GRAND TOTAL TRANSPORTATION EXPENSES	20,128,303			

350. WATER-LINE TAXES

1. Give the particulars called for with respect to the taxes charged accounts Nos. 485, "Payroll taxes"; 486, "Water-line tax accruals"; and 532, "Income taxes on income from continuing operations"; during the year.

2. Taxes are those annual or other payments exacted by governments (Federal, State, county, municipal, school, and other tax district authorities) for the purpose of raising funds for public uses. They do not include payments exacted for special benefits conferred on the payor, such as special assessments for street improvements, etc.

3. Properties on which taxes are paid should be classified and grouped as follows:

(A) All properties owned by the respondent and its proprietary companies (showing these as a whole or in detail as the respondent may prefer);

(B) Properties held under any form of lease from other than proprietary companies and upon which respondent is required to pay the taxes in addition to the stipulated rent, showing such properties in detail;

(C) Properties held under any form of lease from other than proprietary companies and upon which the respondent is required to pay the taxes as a part of the stipulated rent, showing such properties in detail.

4. With respect to each of the groups or detailed properties above specified, show in the upper section:

(a) The name of the company (or group),

(b) The State (or States or governments other than the United States) to which taxes are paid.

(c) to (e), inclusive. The amounts charged to the accounts as indicated by the column headings. In column (f), show totals of the entries on each line.

5. In the lower section show:

(a) The name of the company (or group),

(b) Separately, the various kinds of U.S. Government taxes,

(c) to (e), inclusive. The amounts charged to the accounts as indicated by the column headings. In column (f), show totals of the entries on each line.

6. The grand totals of columns (c), (d), and (e) should be the same as in the operating expense and income schedules of this report, for the respective accounts.

Line No.	Name of company (a)	Name of State, or kind of tax (b)	Pay-roll taxes (Acct. 485) (c)	Water-line tax accruals (Acct. 486) (d)	Income taxes on income from con- tinuing operations (Acct. 532) (e)	Total (f)
			\$	\$	\$	\$
	OTHER THAN U.S. GOVERNMENT TAXES					
1	RESPONDENT	MISSISSIPPI - UNEMPLOYMENT	8,010	-	-	8,010
2	RESPONDENT	MISSISSIPPI - PERSONAL PROP		3,823	-	3,823
3						
4						
5						
6						
7						
8						
9						
10						
11						
12						
13						
14						
15						
16						
17						
18						
19						
20		TOTAL	8,010	3,823	-	11,833
	U.S. GOVERNMENT TAXES					
21	RESPONDENT	FEDERAL UNEMPLOYMENT	2,763			2,763
22	RESPONDENT	FICA	58,048			58,048
23						
24						
25						
26						
27						
28						
29						
30						
31						
32						
33						
34						
35		TOTAL U.S. GOVERNMENT TAXES				
36		GRAND TOTAL	60,821	3,823	-	64,644
37						

321. WATER-LINE OPERATING EXPENSES—CLASS B COMPANIES

(For companies having average annual operating revenues exceeding \$100,000 but not more than \$500,000)

State the respondent's water-line operating expenses for the year, classifying them in accordance with the Uniform System of Accounts.

Line No.	Name of account (a)	Amount of expenses during year (b)	Line No.	Name of account (a)	Amount of expenses during year (b)
1	I. MAINTENANCE EXPENSES (401) Maintenance of vessels and other property		9	V. GENERAL EXPENSES (461) General expenses	
2	DEPRECIATION AND AMORTIZATION (411) Depreciation and amortization		10	VI. CASUALTIES AND INSURANCE (471) Casualties and insurance	
3	III. TRANSPORTATION EXPENSES A. Line service		11	VII. OPERATING RENTS (481) Charter and other rents (p. 40)	
4	(421) Operation of vessels		12	VII. OPERATING TAXES (485) Pay-roll and other water-line tax accruals (p. 38)	
5	(433) Lay-up expenses		13	Total operating taxes	
6	Total line service expenses		14	IX. MOTOR CARRIER OPERATIONS (491) Motor carrier expenses	
7	B. Terminal Service (441) Terminal expenses		15	GRAND TOTAL WATER-LINE OPERATING EXPENSES	
8	Total transportation expenses				
	IV. TRAFFIC EXPENSES (451) Traffic expenses				

371. RENT REVENUE

1. Give particulars concerning transportation water-line floating equipment, property, or equipment, that respondent leased or rented to others for a period of one year or more, the revenue from which was included in account No. 342, "Other rent revenue."

\$10,000 per annum may be combined under a single entry with respect to each primary account, such entry to be designated "Minor items, each less than \$10,000 per annum."

2. Floating equipment, property and equipment, renting at less than

Line No.	DESCRIPTION OF VESSEL OR PROPERTY		Name of charterer or leaseholder (c)	Rent accrued during year (d)
	Kind (a)	Name or location (b)		
1	TOWBOAT	M/V SUNFLOWER	CONTI-CARRIERS	\$ 4,037.271
2	TOWBOAT	M/V NAVIGATOR	CONTI-CARRIERS	16,985
3	TOWBOAT	M/V BETTY PIERCE	HICKMAN HARBOR SERVICE	14,100
4	TOWBOAT	M/V MOLLY M	ARKANSAS RIVER CO.	12,339
5	TOWBOATS	MINOR, EACH LESS THAN \$10,000		20,573
6				
7				
8				
9				
10				
11				
12				
13				
14				
15				
16				
17				
18				
19				
20			TOTAL	1,101,268

372. ABSTRACT OF TERMS AND CONDITIONS OF LEASES

1. Give brief abstracts of the terms and conditions of leases under which the above-listed rents are derived, showing particularly (1) the date of the grant, (2) the chain of title (in case of assignment or subletting) and dates of transfer connecting the original parties with the present parties, (3) the basis on which the amount of the annual rent is determined, and (4) the date when the lease will terminate, or, if the date of termination has not yet been fixed, the provisions governing the termination of the

lease.

2. Copies of leases may be filed in lieu of abstracts above called for. References to copies filed in prior years should be specific.

3. If the respondent has any reversionary interest in water-line property from which it derives no rent, give the particulars hereunder; if it has no such reversionary interest, state that fact.

NOTE.—Only changes during the year are required. If there were no changes, state that fact. *NO CHANGES*

381. OTHER OPERATING RENTS

1. Give particulars of transportation water-line floating equipment, property or equipment, that the respondent leased or rented from others for a period of one year or more, the rent payable and expenditures for which were included in account No. 483, "Other operating rents."

\$10,000 per annum, may be combined in a single entry under the appropriate primary account designated "Minor items, each less than \$10,000 per annum."

2. Floating equipment, property and equipment, rented for less than

Line No.	DESCRIPTION OF VESSEL OR PROPERTY		Name of lessor or reversioner (c)	Term covered by lease (d)	Rent accrued during year (e)
	Kind (a)	Name or location (b)			
1					\$
2					
3					
4					
5					
6					
7					
8					
9					
10					
11					
12					
13					
14					
15					
16					
17					
18					
19					
20					
21					
22					
23					
24					
25					
26					
27					
28					
29					
30					
31					
32				TOTAL	<i>NONE</i>

382. ABSTRACTS OF LEASEHOLD CONTRACTS

1. Give brief abstracts of the terms and conditions of leases under which the respondent holds the properties above named, showing particularly (1) the date of the lease, (2) the chain of title and dates of transfers connecting the original lessee with the respondent in case of assignment or subletting, (3) the basis on which the amount of the annual rent is de-

termined, and (4) the date when the lease is to terminate, or, if such date has not yet been determined, the provisions governing its determination.

2. In lieu of the abstracts here called for, the respondent may file copies of lease agreements and give references to copies heretofore filed with the Commission. Such references should be specific.

NOTE.—Only changes during the year are required. If there were no changes, state that fact.


396. MISCELLANEOUS ITEMS IN INCOME AND RETAINED INCOME ACCOUNTS FOR THE YEAR

Give a detailed analysis of each item in accounts 508, "Profits from sale or disposition of property"; 283, "Miscellaneous credits"; 285, "Miscellaneous debits"; 286, "Miscellaneous reservations of retained income"; 570, "Extraordinary items"; and 590, "Income taxes on extraordinary items". Entries should be grouped by number with respect

to each account, and a total should be stated for each group. For accounts 508, 283, 285, and 286, each item amounting to \$10,000 or more should be stated; items less than \$10,000 in any account may be combined in a single entry under the appropriate account designated "Minor items, each less than \$10,000".

Line No.	Account No. (a)	Item (b)	Debits (c)	Credits (d)
1	508	RECOGNITION OF UNAMORTIZED DEFERRED	\$	\$
2		GAINS (MIV DELTA DAWN SOLD)		52,968
3				
4				
5	510	AMORTIZATION OF DEFERRED GAINS		75,138
6				
7				
8				<u>128,106</u>
9				
10				
11				
12				
13				
14				
15				
16				
17				
18				
19				
20				
21				
22				
23				
24				
25				
26				
27				
28				
29				
30				
31				
32				
33				
34				
35				
36				
37				
38				
39				
40				
41				
42				
43				
44				
45				
46				

NOTES AND MEMORANDA RELATING TO INCOME AND TO RETAINED INCOME ACCOUNTS



413. FLOATING EQUIPMENT

1. Give particulars of each piece of floating equipment which the respondent had available for use in its operations at the close of the year. Hagers may be reported in groups according to type and size, so long as such groupings also reflect the year built and the year acquired, columns (b) and (c).

2. In column (d) show (by use of the letters indicated) whether the vessel or other equipment is fully owned (O), acquired under the terms of an equipment trust (E), held under lease from others (L), or chartered from others for a period not greater than one year (T). Do not include equipment leased or chartered to others as this equipment is not available for use at the close of the year.

3. In column (e), if adapter solely to transportation of freight, enter the symbol (F); if solely to passenger transportation, (P); if principally for freight, incidentally for passenger, (FP); if principally for passenger, incidentally for freight, (PF); if for towing, (T); if for lightering, (L), etc.

4. In column (f) show the cargo deadweight tonnage capacity of the ship in tons of 2,240 pounds, by deducting the weight of the fuel, water, stores, and dunnage from the gross weight of the vessel, i.e., show the difference between the displacement light and the displacement loaded after subtracting the weight of the fuel, stores, etc.

Line No.	Name or other designation of item on respondent's records	Year built	Year acquired	Character of title	Service for which adapted	Cargo deadweight carrying capacity (gross tons)	CUBIC CAPACITY (feet)		Certificated passenger-carrying capacity
							Bale (g)	Bulk (h)	
1	M/V GLADYS FLOWERS	1975	1975	O	T	-	-	-	-
2	M/V J. RUSSELL FLOWERS	1975	1975	O	T	-	-	-	-
3	M/V KEVIN FLOWERS	1973	1973	C	T	-	-	-	-
4	M/V RUSTY FLOWERS	1975	1975	O	T	-	-	-	-
5	M/V MISS KAE-O	1977	1977	C	T	-	-	-	-
6	M/V BETTY PIERCE	1974	1977	C	T	-	-	-	-
7	M/V DOROTHY CLAIRE	1974	1977	C	T	-	-	-	-
8	M/V JESSIE FLOWERS	1976	1977	C	T	-	-	-	-
9	M/V MARIBER	1961	1979	C	T	-	-	-	-
10	M/V NAVIGATOR	1961	1979	C	T	-	-	-	-
11	M/V MOLLY M	1951	1979	C	T	-	-	-	-
12	M/V WHITE WING	1974	1978	C	T	-	-	-	-
13	M/V PATEY SWANK	1974	1978	C	T	-	-	-	-
14	M/V CITY OF NEW ORLEANS	1974	1979	C	T	-	-	-	-
15									
16									
17									
18									
19									
20									
21									
Total									

414. SERVICES

Show the requested information for each port or river district served during the year regardless of the type or the frequency of the service.

Indicate in column (b) whether freight or passenger service.

Line No.	Ports or river districts served	Kind of service
	(a)	(b)
1	OHIO AND MISSISSIPPI RIVER SYSTEMS AND THE ILLINOIS	FREIGHT
2	WATERWAY AND ALL NAVIGABLE INLAND TRIBUTARIES THEREIN	
3	OR NAVIGABLE WATERS CONNECTED THEREWITH, INCLUDING THE	
4	GULF INTERCOASTAL WATERWAY AND ALL NAVIGABLE INLAND	
5	WATERS CONNECTED THEREWITH BETWEEN BROWNSVILLE, TEXAS	
6	AND CARRASSELLE, FLORIDA, AND INCLUDING MOBILE BAY,	
7	TOURNEK, AND WARRIOR RIVERS AND ALL NAVIGABLE	
8	INLAND TRIBUTARIES THEREIN AND NAVIGABLE INLAND	
9	WATERS CONNECTED THEREIN	
10		
11		
12		
13		
14		
15		
16		
17		
18		
19		
20		
21		

413. FLOATING EQUIPMENT—Concluded

PAGE 1 OF 3

5. In column (g) show the space available for cargo measured in cubic feet to the inside of the cargo battens, on the frames, and to the under side of the beams.

6. In column (h) show the bulk capacity based on measurement to the inside of the shell plating of the ship, or to the outside of the frames, and to the top of the beams or underside of the deck plating.

7. In column (i) show the number of passengers which the vessel named is lawful-

ly permitted to carry.

8. In column (j) enter "Yes" or "No," as may be appropriate.

9. Equipment not self-propelling may, if the respondent so desires, be shown by classes only, stating the number of units for each class.

10. Columns (f), (g), (h), (i), and (o) are not applicable to tugboats.

Line No.	Rated horse-power of engines (j)	Usual rate of speed (k)	Length over all (l)		Beam over all (m)		MAXIMUM DRAFT				Equipped with radio apparatus (p)	Number of persons in crew (q)	Remarks (r)
							Light (n)		Fully loaded (o)				
	Hp.	Miles per hr.	Ft.	In.	Ft.	In.	Ft.	In.	Ft.	In.			
1	5,100	5-12	140	0	42	0	8	8	9	6	YES	11	
2	6,700	5-12	165	0	50	0	8	8	9	6	YES	11	
3	3,500	5-12	141	0	38	6	8	3	9	0	YES	11	
4	4,200	5-12	140	0	42	0	8	8	9	6	YES	11	
5	10,500	5-12	195	0	42	0	8	8	9	6	YES	11	
6	800	5-12	71	6	16	6	8	3	9	0	YES	4	
7	1,700	5-12	83	0	32	0	8	3	9	0	YES	8	
8	1,800	5-12	83	0	30	0	8	3	9	0	YES	8	
9	2,200	5-12	174	1	52	1	8	3	9	0	YES	11	
10	6,400	5-12	174	1	52	1	8	3	9	0	YES	11	
11	1,800	5-12	108	6	30	0	8	3	9	0	YES	11	
12	3,280	5-12	103	0	35	0	8	3	9	0	YES	11	
13	3,500	5-12	141	0	38	6	8	3	9	0	YES	11	
14	5,100	5-12	160	0	40	0	8	8	9	6	YES	11	
15													
16													
17													
18													
19													
20													
21	62,850											141	

SCHEDULE 541. FREIGHT CARRIED DURING THE YEAR

INSTRUCTIONS

Under the Commission's order of September 13, 1963, effective January 1, 1964, all carriers by water subject to the provisions of Parts I and III of the Interstate Commerce Act assigned to Class A and B are required to compile and report freight commodity statistics annually. Reports shall be filed in duplicate in the Bureau of Accounts, Interstate Commerce Commission, Washington, D.C. 20423, by March 31 of the year following that for which the report is made.

Tonnage and revenue should be on a billed basis. Classify the commodities carried by the respondent in its water-line and motor-truck operations and for the respondent in the vessels and motor-trucks of other companies (carriers) under contract, in revenue service, the domestic revenues from which are includible in accounts No. 301, "Freight revenue" and 351, "Motor-Carrier revenue" in accordance with the order of this Commission dated September 31, 1963. Maritime carriers should classify commodities the revenue from which are includible in account No. 605, "Freight-Coastwise and intercoastal". Separate the tonnage and revenue for each commodity code between "Joint rail and water traffic" and "All other traffic". The separation as to joint rail and water traffic and all other traffic may be omitted for commodity code 471, "Small packaged freight shipments".

Include under "Joint rail and water traffic" all shipments that, so far as apparent from the information on the waybills or abstracts thereof, are being transported partly by railroad and partly by water when both are used under a common control, management, or arrangement for a continuous carriage or shipment such as traffic moving on joint rail-water and rail-motor-water rates.

Include under "All other traffic" all shipments that, so far as apparent from the information on the waybills or abstracts thereof, are transported from point of origin to point of destination solely by water, solely by truck, partly by water and partly by truck, or by any other combination which does not involve the interchanging of traffic with a railroad company; also, shipments moving on water rates when the carrier by water absorbs out of its port-to-port rates certain charges for switching, terminal, drayage, or other services within a port terminal district.

"Passenger cars, assembled" is confined to vehicles carried as revenue freight on freight rates and does not include those carried as an adjunct to passenger business.

Fuel and stores carried on any vessel for the purpose of operating and maintaining it should not be included in this schedule.

Include under "Joint rail and water traffic" and "All other traffic", the revenues that are applicable to the tonnage.

"Gross freight revenue" means reporting carrier's gross revenue from freight without adjustment for absorption or corrections.

In the "Note" on page 55 show the extent of joint motor-water traffic included in columns (c) and (f).

Commodity codes 01 through 462 shall include shipments weighing 10,000 pounds or more. Shipments of less than 10,000 pounds of one commodity shall be reported under commodity code 471. "Small packaged freight shipments" unless the reporting carrier elects to distribute all revenue freight among the other designated classes.

"Classify" means to assign an article of freight to its appropriate commodity class which may be a 3, 4, or 5-digit number. Always classify an article in the highest digit level possible. Use a 5-digit code if the article may be properly assigned to it. If there is no applicable 5-digit code, use a 4-digit code if available. If there is no applicable 4-digit code, then the article is classified at the 3-digit level.

For a 5-digit code, report the sum of all freight classified thereunder. For a 4-digit code, report the sum of all freight classified thereunder plus the sum of all 5-digit codes where the first four digits match. For a 3-digit code, report the sum of all 4-digit code numbers where the first three digits match, plus 5-digit code numbers where the first three digits match (provided they are not included in 4-digit codes), plus any articles classified at the 3-digit level. Generally the 3-digit codes are used as summaries. The 2-digit level is a summary of 3-digit codes where the first two digits match.

Commodities must not be classified to the codes with a "T" designation. Codes at the 2 and 3 digit level followed by a "T" always are totals of the related higher level codes shown on the report form; codes not so designated may include commodities classified directly thereunder and may not total.

"Piggyback traffic" is classified in the applicable commodity code if the commodity can be identified; where the commodity cannot be identified, classify in code 461 and summarize in code 46.

Codes 44 and 441, "Freight Forwarder Traffic" includes freight traffic shipped by or consigned to any forwarder holding a permit under Part IV of the Interstate Commerce Act.

"Shipper Association or Similar Traffic" Codes 45 and 451, include freight traffic shipped by a non-profit shipper association where the commodity cannot be identified; where the commodity can be identified, classify in the applicable commodity code.

ABBREVIATIONS USED IN COMMODITY DESCRIPTIONS

aba	aluminum base alloy	esmc	cosmetic (s)	gd	good (s)	oth	other	rd	returned
antra	anthracite	ctnsd	cottonseed	grnd	ground	ows	otherwise	scnd	screened
asph	asphalt	dehyd	dehydrated	gsln	gasoline	papbd	paperboard	scld	scoured
aszd	assembled	dept	department	hydlc	hydraulic	pers	personal	shgl	shingle (s)
asoc	association	drsd	dressed	inc	including	petro	petroleum	shpr	shipper
bbls	barrels	drsg	dressing	ind	industrial	pharm	pharmaceutical	shrng	shortening
bd	board	dtrgn	detergent (s)	lab	laboratory	phot	photographic	smf	small
bio	biological	dvc	device (s)	lea	leather	pkld	pickled	specty	specialty (ies)
btl	bottled	edbl	edible	machy	machinery	plng	plating, planing	ssng	seasoning
btncf	botanical	eqpt	equipment	medl	medicinal	plmr	plumber (s)	stk	stock
hyprd	hy-product (s)	etc	et cetera	misc	miscellaneous	popwd	pulpwood	strtl	structural
carr	Carrier (s)	exc	except	mm	millimeter	plstc	plastic	svc	service
catd	carbonated	extc	extract (s)	minrl	mineral (s)	prefab	prefabricated	syn	synthetic
cba	copper base alloy	fabr	fabricated	mrgn	margarine	prep	preparations	YOFC	Trailer-on-flat car ("Piggyback")
chem	chemical (s)	flvg	flavoring	msl	missile (s)	prim	primary	transp	transportation
chl	chilled	frsh	fresh	mtl	material (s)	proc	process	trly	trolley
choc	chocolate	frt	freight	nat	natural	procd	processed	veg	vegetable (s)
clng	cleaning	frzn	frozen	nec	not elsewhere classified	prd	product (s)	vhl	vehicle (s)
cnstr	construction	fsnr	fastener (s)	nmctic	non-metallic	ptsm	potassium	vola	volatile
cpd	compound (s)	fig	fitting (s)	off	office	rendng	reconditioning	vrnsh	varnish (s)
cprg	cooperative	fwdr	forwarder	ordn	ordnance	rltd	related	w/wo	with or without
crshd	crushed	fxtr	fixture (s)			rpr	repair		

413. FLOATING EQUIPMENT

1. Give particulars of each piece of floating equipment which the respondent had available for use in its operations at the close of the year. Haulers may be reported in groups according to type and size, so long as such groupings also reflect the year built and the year acquired, columns (b) and (c).

2. In column (c) show (by use of the letters indicated) whether the vessel or other equipment is fully owned (O), acquired under the terms of an equipment trust (ET), held under lease from others (L), or chartered from others for a period not greater than one year (C). Do not include equipment leased or chartered to others as this equipment is not available for use at the close of the year.

3. In column (e), if adapter solely to transportation of freight, enter the symbol (F); if solely to passenger transportation, (PP); if principally for freight, incidentally for passenger, (FP); if principally for passenger, incidentally for freight, (PF); if for towing, (T); if for light tug, (LT), etc.

4. In column (f) show the cargo deadweight tonnage capacity of the ship in tons of 2,240 pounds by deducting the weight of the fuel, water, stores, and dunnage from the gross weight of the vessel, i.e., show the difference between the displacement light and the displacement loaded after subtracting the weight of the fuel, stores, etc.

Line No.	Name or other designation of item on respondent's records (a)	Year built (b)	Year acquired (c)	Character of title (d)	Service for which adapted (e)	Cargo deadweight carrying capacity (gross tons) (f)	CUBIC CAPACITY (feet)		Certificated passenger-carrying capacity (g)
							Bale (g)	Bulk (h)	
1	30 RF 107-126 + 217-226	1975	1975	O	F	43,500	-	2,118,720	-
2	2 RF 205-309D	1974	1974	O	F	3,200	-	154,560	-
3	10 RF 310-319B	1975	1975	O	F	16,000	-	772,800	-
4	20 RF 320-339B	1976	1976	O	F	32,000	-	1,542,600	-
5	15 RF 431-445B	1975	1975	O	F	24,000	-	1,159,200	-
6	1 RF 202	1958	1976	C	F	1,450	-	70,624	-
7	3 RF 206-208	1960	1976	C	F	4,350	-	211,822	-
8	1 RF 210	1960	1976	C	F	1,450	-	70,624	-
9	15 RF 502-522	1976	1976	C	F	21,750	-	1,059,360	-
10	39 RF 800-838	1976	1976	C	F	56,550	-	2,754,336	-
11	6 AH 151-156	?	1977	C	F	8,400	-	462,000	-
12	1 AH 1012	?	1977	C	F	1,600	-	77,000	-
13	29 CI 903-910, 931-951	?	1977	C	F	40,600	-	2,122,175	-
14	10 FORD 171-180	?	1977	C	F	14,000	-	750,750	-
15	2 RM 35-36	?	1977	C	F	2,800	-	150,150	-
16	6 IGC 601-606	?	1977	C	F	8,400	-	450,450	-
17	5 FRL 802-801, 820-821, 1435	?	1977	C	F	7,000	-	375,375	-
18	15 RF 701-715	1973-75	1977	C	F	21,000	-	1,126,125	-
19	6 RF 574-624	1973-75	1977	C	F	8,400	-	462,000	-
20	11 RF 446-457, 466-467	?	1977	C	F	22,400	-	1,078,000	-
21	Total								

414. SERVICES

Show the requested information for each port or river district served during the year regardless of the type or the frequency of the service.

Indicate in column (b) whether freight or passenger service.

Line No.	Ports or river districts served (a)	Kind of service (b)
1		
2		
3		
4		
5		
6		
7		
8		
9		
10		
11		
12		
13		
14		
15		
16		
17		
18		
19		
20		
21		

413. FLOATING EQUIPMENT—Concluded

PAGE 2 of 3

5. In column (g) show the space available for cargo measured in cubic feet to the inside of the cargo battens, on the frames, and to the under side of the beams.

6. In column (h) show the bulk capacity based on measurement to the inside of the shell plating of the ship, or to the outside of the frames, and to the top of the beams or underside of the deck plating.

7. In column (i) show the number of passengers which the vessel named is lawfully

ly permitted to carry.

8. In column (p) enter "Yes" or "No," as may be appropriate.

9. Equipment not self-propelling may, if the respondent so desires, be shown by classes only, stating the number of units for each class.

10. Columns (f), (g), (h), (i), and (o) are not applicable to tugboats.

Line No.	Rated horsepower of engines (g)	Usual rate of speed (h) Miles per hr.	Length over all (i) Ft. In.		Beam over all (m) Ft. In.		MAXIMUM DRAFT				Equipped with radio apparatus (p)	Number of persons in crew (q)	Remarks (r)
							Lightly loaded (f) Ft. In.		Fully loaded (e) Ft. In.				
1	—	—	195	0	35	0	1	6	9	6	—	—	
2	—	—	200	0	35	0	1	6	10	6	—	—	
3	—	—	200	0	35	0	1	6	10	6	—	—	
4	—	—	200	0	35	0	1	6	10	6	—	—	
5	—	—	200	0	35	0	1	6	10	6	—	—	
6	—	—	195	0	35	0	1	6	9	6	—	—	
7	—	—	195	0	35	0	1	6	9	6	—	—	
8	—	—	195	0	35	0	1	6	9	6	—	—	
9	—	—	195	0	35	0	1	6	9	6	—	—	
10	—	—	195	0	35	0	1	6	9	6	—	—	
11	—	—	200	0	35	0	1	6	10	6	—	—	
12	—	—	200	0	35	0	1	6	10	6	—	—	
13	—	—	195	0	35	0	1	6	9	6	—	—	
14	—	—	195	0	35	0	1	6	9	6	—	—	
15	—	—	195	0	35	0	1	6	9	6	—	—	
16	—	—	195	0	35	0	1	6	9	6	—	—	
17	—	—	195	0	35	0	1	6	9	6	—	—	
18	—	—	195	0	35	0	1	6	9	6	—	—	
19	—	—	200	0	35	0	1	6	10	6	—	—	
20	—	—	200	0	35	0	1	6	10	6	—	—	
21													

413. FLOATING EQUIPMENT

1. Give particulars of each piece of floating equipment which the respondent had available for use in its operations at the close of the year. Barges may be reported in groups according to type and size, so long as such groupings also reflect the year built and the year acquired, columns (b) and (c).

2. In column (d) show (by use of the letters indicated) whether the vessel or other equipment is fully owned (O), acquired under the terms of an equipment trust (ET), held under lease from others (L), or chartered from others for a period not greater than one year (C). Do not include equipment leased or chartered to others as this equipment is not available for use at the close of the year.

3. In column (e), if adapted solely to transportation of freight, enter the symbol (F); if solely to passenger transportation, (P); if principally for freight, incidentally for passenger, (FP); if principally for passenger, incidentally for freight, (PF); if for towing, (T); if for lightering, (L), etc.

4. In column (f) show the cargo deadweight tonnage capacity of the ship in tons of 2,240 pounds by deducting the weight of the fuel, water, stores, and dunnage from the gross weight of the vessel, i.e., show the difference between the displacement light and the displacement loaded after subtracting the weight of the fuel, stores, etc.

Line No.	Name or other designation of item on respondent's records (a)	Year built (b)	Year acquired (c)	Character of title (d)	Service for which adapted (e)	Cargo deadweight carrying capacity (gross tons) (f)	CUBIC CAPACITY (feet)		Certificated passenger-carrying capacity (g)
							Bulk (g)	Bulk (h)	
1	2 RF1400-1401	1959	1979	C	F	2,800		150,150	-
2	4 RF1402-1405	1954	1979	C	F	5,600		300,300	-
3	5 RF1406-1408, RF1422-1424	1955	1979	C	F	2,000		325,325	-
4	17 RF1411-1422, 1425-1429	1956	1979	C	F	23,800		1,226,275	-
5	2 RF1435 + 1447	1953	1979	C	F	2,800		150,150	-
6	4 RF1439, 1444, 1448, 1449	1954	1979	C	F	5,600		300,300	-
7	1 RF1440	1955	1979	C	F	1,400		75,075	-
8	2 RF1430-1431, 1436-1438	1956	1979	C	F	8,400		450,450	-
9	5 RF1442, 1445-1446, 1450-1451	1956	1979	C	F	7,000		375,325	-
10	4 RF1409-1410, RF1441, RF1443	1954	1979	C	F	6,400		308,000	-
11									
12									
13									
14									
15									
16									
17									
18									
19	282 BARGES								
20									
21									
Total						409,650	-	20,985,171	-

414. SERVICES

Show the requested information for each port or river district served during the year regardless of the type or the frequency of the service.

Indicate in column (b) whether freight or passenger service.

Line No.	Ports or river districts served (a)	Kind of service (b)
1		
2		
3		
4		
5		
6		
7		
8		
9		
10		
11		
12		
13		
14		
15		
16		
17		
18		
19		
20		
21		

413. FLOATING EQUIPMENT—Concluded

PAGE 3 of 3

5. In column (g) show the space available for cargo measured in cubic feet to the inside of the cargo battens, on the frames, and to the under side of the beams.

6. In column (h) show the bulk capacity based on measurement to the inside of the shell plating of the ship, or to the outside of the frames, and to the top of the beams or underside of the deck plating.

7. In column (i) show the number of passengers which the vessel named is lawful-

ly permitted to carry.

8. In column (p) enter "Yes" or "No," as may be appropriate.

9. Equipment not self-propelling may, if the respondent so desires, be shown by classes only, stating the number of units for each class.

10. Columns (f), (g), (h), (i), and (o) are not applicable to tugboats.

Line No.	Rated horse-power of engines (j)	Usual rate of speed (k)	Length over all (l)		Beam over all (m)		MAXIMUM DRAFT				Equipped with radio apparatus (p)	Number of persons in crew (q)	Remarks (r)
							Light (n)		Fully loaded (o)				
	Hp.	Miles per hr.	Ft.	In.	Ft.	In.	Ft.	In.	Ft.	In.			
1	-	-	195	0	35	0	1	6	9	6	-	-	
2	-	-	195	0	35	0	1	6	9	6	-	-	
3	-	-	195	0	35	0	1	6	9	6	-	-	
4	-	-	195	0	35	0	1	6	9	6	-	-	
5	-	-	195	0	35	0	1	6	9	6	-	-	
6	-	-	195	0	35	0	1	6	9	6	-	-	
7	-	-	195	0	35	0	1	6	9	6	-	-	
8	-	-	195	0	35	0	1	6	9	6	-	-	
9	-	-	195	0	35	0	1	6	9	6	-	-	
10	-	-	195	0	35	0	1	6	10	6	-	-	
11													
12													
13													
14													
15													
16													
17													
18													
19													
20													
21	62,880											141	

SCHEDULE 541. FREIGHT CARRIED DURING THE YEAR—Continued

Code	Description (a)	NUMBER OF TONS (2,000 pounds) OF REVENUE FREIGHT CARRIED		GROSS FREIGHT REVENUE (DOLLARS)		
		Joint rail and water traffic (b)	All other traffic (c)	Total (d)	Joint rail and water traffic (e)	All other traffic (f)
01	FARM PRODUCTS	T				
011	Field Crops	T				
0112	Cotton, raw	249,706		249,706	15,200,013	15,200,013
01121	Cotton in bales					
01131	Bulley	136,534		136,534	13,653,474	13,653,474
01132	Corn, except popcorn					
01133	Oats					
01134	Rice, rough					
01135	Rye					
01136	Sorghum grain					
01137	Wheat, except buckwheat					
01139	Grain, nec					
0114	Oil seeds, nuts, & kernels, exc edbl tree nuts	11		11		
01144	Soybeans	263,293		263,293	2,225,213	2,225,213
0115	Field seeds, exc oil seeds					
0119	Miscellaneous field crops	732,727		732,727	3,715,535	3,715,535
01193	Leaf tobacco					
01195	Potatoes, other than sweet					
01197	Sugar beets					
012	Fresh Fruits and Tree Nuts	T				
0121	Citrus fruits					
0122	Deciduous fruits					
01221	Apples					
01224	Grapes					
01226	Peaches					
0123	Tropical fruits, exc citrus					
01232	Bananas					
0129	Miscellaneous fresh fruits & Tree nuts					
01295	Coffee, green					
013	Fresh Vegetables	T				
0131	Bulb, root, & Tubers, w/so tops exc potatoes					
01318	Onions, dry					
0133	Leafy fresh vegetables					
01334	Celery					
01335	Lettuce					
0134	Dry ripe veg seeds, etc (exc artificially dried)					
01341	Beans, dry ripe					
01342	Peas, dry					
0139	Miscellaneous fresh vegetables					
01392	Watermelons					
01394	Tomatoes					
01396	Melons, exc watermelons					
014	Livestock and Livestock Products	T				
0141	Livestock					

SCHEDULE 541. FREIGHT CARRIER DURING THE YEAR—Continued

Code	Description (a)	NUMBER OF TONS (2,000 pounds) OF REVENUE FREIGHT CARRIED			GROSS FREIGHT REVENUE (DOLLARS)		
		Joint rail and water traffic (b)	All other traffic (c)	Total (d)	Joint rail and water traffic (e)	All other traffic (f)	Total (g)
FARM PRODUCTS-Continued							
01411	Cattle						
01413	Swine, viz. hogs, sows, pigs, sows						
01414	Sheep and lambs						
0142	Dairy farm products, etc. pasteurized						
0143	Animal fibers						
01431	Wool						
015	Poultry and Poultry Products						
0151	Live poultry						
0152	Poultry eggs						
019	Miscellaneous Farm Products						
0191	Horticultural specialties						
0192	Animal specialties						
08	FOREST PRODUCTS						
084	Gums and Barks, Crude						
08423	Latex and allied gums (crude natural rubber)						
086	Miscellaneous Forest Products						
09	FRESH FISH AND OTHER MARINE PRODUCTS						
091	Fresh Fish and Other Marine Products						
0912	Fresh fish, & whale prod., inc. frozen unpackaged fish						
09131	Shells (forster), crab, clam, etc)						
098	Fish Hatcheries, Farms & Preserves						
10	MINERAL PRODUCTS						
101	Iron Ores						
10112	Beneficiating grade ore, crude						
102	Copper Ores						
103	Lead and Zinc Ores						
1031	Lead ores						
1032	Zinc ores						
104	Gold and Silver Ores						
105	Bauxite and Other Aluminum Ores						
106	Manganese Ores						
107	Tungsten Ores						
108	Chromium Ores						
109	Miscellaneous Metal Ores						
11	COAL						
111	Anthracite						
11111	Raw anthracite						
11112	Cleaned or prepared anthracite (crushed, sized or sized)						
112	Bituminous Coal and Lignite						
1121	Bituminous Coal						
13	CRUDE PETRO, NAT GAS & NAT GSLN						
131	Crude Petroleum and Natural Gas						
132	Natural Gasoline						

#541

14	NONMETALLIC MINERALS, EXCEPT FUELS	T	99140	99140	1973 149	6194541
141	Dimension Stone, Quarry					
142	Crushed and Broken Stone, including riprap	90	100,476		20,477	20,477
14211	Agricultural limestone	91	33,699		10,355	10,355
14212	Fluxing stone or fluxing limestone					
14219	Crushed and broken stone, nec., including riprap					
144	Sand and Gravel	T				
14411	Sand (aggregate and ballast)					
14412	Gravel (aggregate and ballast)					
14413	Industrial sand, crude					
145	Clay, Ceramic and Refractory Minerals					
14511	Benionite, crude					
14512	Fire clay, crude					
14514	Ball and kaolin clay, crude					
147	Chemical and Fertilizer Minerals					
14711	Barite (barites), crude					
14713	Borate, potash and soda, crude					
14714	Apatite and phosphates, crude	105	265,712		902,551	902,551
14715	Rock salt, crude	106	115,189		692,121	692,121
14716	Sulphur crude					
149	Miscellaneous Nonmetallic Minerals, Except Fuels					
14911	Anhydrite and gypsum, crude					
14913	Native asphalt and bitumens					
14914	Pumice and pumicite, crude					
19	ORDNANCE AND ACCESSORIES	T				
191	Guns, Howitzers, Mortars, & Related Equip., Over 30 mm					
192	Ammunition, Over 30 mm					
193	Full Tracked Combat Vehicles and Parts					
194	Military Sighting and Fire Control Equipment					
195	Small Arms, 30 mm and Under					
196	Small Arms Ammunition, 30 mm and Under					
199	Miscellaneous Ordnance, Accessories, Parts					
20	FOOD AND KINDRED PRODUCTS	100 T	137,778		718,440	718,440
201	Meat (Inc. Poultry & Small Game), Frsh, Chld or Frzn	T				
2011	Meat, fresh or chilled, except salted					
2012	Meat, fresh frozen					
2013	Meat products					
2014	Animal by products, inedible					
20141	Hides, skins, pelts, not tanned (livestock)					
2015	Dead poultry or sml game or byproducts, fresh or chld					
2016	Dead poultry, sml game & rtd prod; frsh frzn					
2017	Processed poultry - small game & eggs					
202	Dairy Products	T				
2021	Creamery butter					
2023	Condensed, evaporated milk and dry milk					
2024	Ice cream and related frozen desserts					
2025	Cheese and other special dairy products					
2026	Food - whole milk, skim milk, cream & oth fluid prod					
203	Canned and Preserved Fruits, Veg & Sea Foods	T				

SCHEDULE 541. FREIGHT CARRIED DURING THE YEAR - Continued

Code	Description (a)	NUMBER OF TONS (2,000 pounds) OF REVENUE FREIGHT CARRIED		GROSS FREIGHT REVENUE (DOLLARS)		
		Joint land and water traffic (b)	All other traffic (c)	Joint land and water traffic (e)	All other traffic (f)	Total (g)
	FOOD AND KINDRED PRODUCTS - Continued					
2011	Canned and cured sea foods					
2012	Canned specialties					
2013	Canned fruits, vegetables, jams, jellies, preserves					
2014	Dried & dehydrated fruits & veg (exc field dried), soup mix					
2015	PAF fruits & veg, sauces, wing, salad dressing					
2016	Fresh & frozen packaged fish & other seafood					
2017	Fresh fruits, fruit juices and vegetables					
2018	Frozen specialties					
2019	Canned & preserved fruits, veg, & sea foods, nec					
204	Grain Mill Products					
2041	Flour and other grain mill products					
20411	Wheat flour, exc blended and prepared					
20412	Wheat bran, middlings or shorts					
2042	Prepared feed for animals, fish & poultry, exc canned					
20421	Canned feed for animals, fish & poultry					
2043	Cereal preparations					
2044	Milled rice, flour and meal					
2045	Blended and prepared flour					
2046	Wet corn milling products and by prod					
20461	Corn syrup					
20462	Corn starch					
20463	Corn sugar					
205	Bakery Products					
206	Sugar (Beet and Cane)					
2061	Sugar mill products and by products					
20611	Raw cane and beet sugar					
20616	Sugar molasses, except blackstrap					
20617	Blackstrap molasses					
2062	Sugar refined: Cane and beet					
20625	Sugar refining by products					
20626	Pulp, molasses, beet					
207	Confectionery and Related Products					
208	Beverages and Flavoring Extracts					
20821	Beer, ale, porter, stout, bottled, bbls, cans & kegs					
20823	Malt extract and brewers' spent grains					
2083	Malt					
2084	Wines, brandy, and brandy spirits					
20851	Distilled, rectified and blended liquors					
20859	By products of liquor distilling					
2086	Bird & canned soft drinks & cold & warm water					
2087	Misc. drug excise & syrups & compounds exc choc syrups					
209	Misc Food Preparations & Kindred Products					
20911	Customized oil, crude or refined					

	FOOD AND KINDRED PRODUCTS—Continued	#541	B	134,555	R	E	G
20914	Cotton seed cake, meal and other by products						
20921	Soybean oil, crude or refined						
20923	Soybean cake, meal, flour, grits & oil by prod	182		134,555		706,086	706,086
2093	Veg & non veg & by prod, exc citrus, soybean & corn						
2094	Marine fats and oils						
2095	Roasted coffee, inc instant coffee						
2096	Strong, table oils, marg & oth edible fats & oils, nec						
2097	Ice, natural or manufactured						
2098	Macaroni, spaghetti, vermicelli & noodles, dry						
21	TOBACCO PRODUCTS	T					
211	Cigarettes						
212	Cigars						
213	Chewing and Smoking Tobacco and Snuff						
214	Stemmed and Redried Tobacco						
22	TEXTILE MILL PRODUCTS	T					
221	Cotton Broad Woven Fabrics						
222	Man made Fiber and Silk Broad Woven Fabrics						
223	Wool Broad Woven Fabrics						
224	Narrow Fabrics						
225	Knit Fabrics						
227	Floor Coverings, Textile						
228	Yarn and Thread						
229	Miscellaneous Textile Goods						
2296	Tire cord and fabrics						
2297	Wool and mohair (serd etc): Tops, nubs, greases, etc						
2298	Cordage and twine						
23	APPAREL & OTHER FINISHED TEXTILE PRD, INC KNIT	T					
231	Men's, Youths' and Boys' Clothing						
233	Women's, Misses', Girls' and Infants' Clothing						
235	Milinery, Hats and Caps						
237	Fur Goods						
238	Miscellaneous Apparel and Accessories						
239	Miscellaneous Fabricated Textile Products						
24	LUMBER AND WOOD PRODUCTS, EXCEPT FURNITURE	T					
241	Prim Forest Prd (Pulpw, Png, Posts, Logs, Bolts, etc)						
24114	Wdpw-wood logs						
24115	Pulpwood and other wood chips						
24116	Wood posts, poles and piling						
242	Sawmill and Planing Mill products	T					
2421	Lumber and dimension stock						
24112	Sawed ties (railroad, mine, etc)						
2429	Misc sawmill & planing mill prod (shgls, cpgstks, etc)						
243	Millwork, Veneer, Plywood, Prefab Strct Wood Prd						
2431	Millwork						
2432	Veneer and Plywood						
244	Wooden Containers						
249	Miscellaneous Wood Products						
2491	Cresosoted or oil treated wood products						

SCHEDULE 541. FREIGHT CARRIED DURING THE YEAR—Continued

Code	Description (a)	NUMBER OF TONS (2,000 pounds) OF REVENUE FREIGHT CARRIED		GROSS FREIGHT REVENUE (DOLLARS)		
		Joint rail and water traffic (b)	All other traffic (c)	Joint rail and water traffic (e)	All other traffic (f)	Total (g)
25	FURNITURE AND FIXTURES					
251	Household and Office Furniture					
253	Public Building and Related Furniture					
254	Partitions, Shelving, Lockers, Off & Store Fairs					
259	Miscellaneous Furniture and Fixtures					
26	PULP, PAPER AND ALLIED PRODUCTS					
261	Pulp and Pulp Mill Products	1,633		13,410		13,410
26111	Pulp					
262	Paper, Except Building Paper	1,633		13,410		13,410
26211	Newsprint					
26212	Ground wood paper, uncoated					
26213	Printing paper, coated or uncoated					
26214	Wrapping paper, wrappers and coarse paper					
26217	Special industrial paper					
26218	Sanitary tissue stock					
263	Paperboard, Paperboard & Fiberboard, exc Insulating Bd					
264	Converted Paper & Pkgd Pbd exc Containers & Boxes					
2643	Paper bags					
26471	Sanitary tissues or health products					
265	Containers & Boxes, Paperboard, Fiberboard & Pulpboard					
266	Building Paper and Building Board					
26613	Wallboard					
27	PRINTED MATTER					
271	Newspapers					
272	Periodicals					
273	Books					
274	Miscellaneous Printed Matter					
276	Manifold Business Forms					
277	Greeting Cards, Seals, Labels, and Tags					
278	Blankbooks, Looseleaf Binders and Devices					
279	Prd of Service Industries for the Printing Trades					
28	CHEMICALS AND ALLIED PRODUCTS					
281	Industrial, Inorganic and Organic Chemicals	17,697		55,180		55,180
2812	Sodium, pyro, & oth basic inorganic chem cpd & chlorine					
28123	Sodium compounds, exc sodium alkalis					
2813	Industrial gases (compressed and liquefied)					
2814	Crude prod from coal tar, petro & nat gas					
2815	Inorganic pigments					
2818	Misc industrial organic chemicals					
28184	Alcohols					
2819	Misc industrial inorganic chemicals					
28193	Sulphuric acid					
282	Plastic Materials & Syn Resins, Syn Rubbers & Fibers					
28212	Synthetic rubber					

CHEMICALS AND ALLIED PRODUCTS - Continued 641									
28213	Synthetic fibers								
283	Drug (Bio Prod, Medl Prod & Pharm Prep)								
284	Soap, Drgs & Clng Prep, Cosmcs, Oth Toilet Preps								
2841	Soap & oth dgrs, exc specialty cleansers								
285	Paints, Vnshs, Lacqrs, Enamels & Allied Prod								
286	Gum and Wood Chemicals								
287	Agricultural Chemicals								
2871	Fertilizers								
289	Miscellaneous Chemical Products								
2892	Explosives								
28991	Salt, common								
29	PETROLEUM AND COAL PRODUCTS								
291	Products of Petroleum Refining								
2911	Gas, pet, oth high vola petro fuels exc, rat gas								
29112	Kerosene								
29113	Distillate fuel oil								
29114	Lubricating & similar oils & derivatives								
29115	Lubricating greases								
29116	Asph, tar & pitches (petro, cokeoven, coal tar)								
29117	Residual fuel oil & oth low vola petro fuels								
29119	Products of petroleum refining, nec								
2912	Liquidified petroleum gases and coal gases								
295	Paving and Roofing Materials								
2951	Asphalt paving blocks and mixtures								
2952	Asphalt felt and coating								
299	Miscellaneous Petroleum and Coal Products								
29911	Coal and coke briquettes, anthracite culm								
29913	Petroleum coke, exc briquettes								
29914	Coke produced from coal, exc briquettes								
30	RUBBER AND MISCELLANEOUS PLASTIC PRODUCTS								
301	Tires and Inner Tubes								
302	Rubber and Plastic Footwear								
303	Reclaimed Rubber								
304	Rubber & Plastic Hose & Belting								
306	Miscellaneous Fabricated Rubber Products								
307	Miscellaneous Plastic Products								
31	LEATHER AND LEATHER PRODUCTS								
311	Leather								
312	Industrial Leather Belting								
313	Boots and Shoe Cut Stock & Findings, All Materials								
314	Footwear, Except Rubber or Plastic								
315	Leather Gloves and Mittens								
316	Luggage, Handbags & Oth Pers Lea Goods, All Mils								
319	Miscellaneous Leather Goods								
32	STONE, CLAY, GLASS AND CONCRETE PRODUCTS								
321	Flat Glass								
322	Glass & Glassware, Pressed and Blown								
3221	Glass containers								

SCHEDULE 541. FREIGHT CARRIED DURING THE YEAR—Continued

Code	Description (a)	NUMBER OF TONS (2,000 pounds) OF REVENUE FREIGHT CARRIED		GROSS FREIGHT REVENUE (DOLLARS)	
		Joint rail and water traffic (b)	All other traffic (c)	Joint rail and water traffic (e)	All other traffic (f)
				Total (d)	Total (g)
324	Stone, Clay, Glass and Concrete Products—Continued				
32401	Hydraulic Cement				
325	Cement, hydraulic: Portland, nat. masonry, puzzolan				
32501	Structural Clay Products				
32501	Brick and structural clay tile				
32501	Brick and blocks, clay and shale				
32501	Ceramic wall and floor tile				
32501	Refractories, clay and nonclay				
32501	Miscellaneous structural clay products				
32504	Clay roofing tile				
326	Bricks and Related Products				
327	Concrete, Gypsum & Plaster Products				
32701	Concrete products				
32704	Lime and lime plaster				
32705	Gypsum products				
328	Flint Stone and Stone Products				
329	Abrasives, Abrasives, Misc. Non-metallic Min. Prod.				
32901	Abrasives products				
32905	Nonmetallic minerals of earth, grind or ows treated				
33	PRIMARY METAL PRODUCTS				
3301	Steel Works and Rolling Mill Products				
3301	Pig iron	111,891		111,891	579,658
3301	Furnace slag	339		339	579,658
3301	Coke oven and blast furnace products, nec.	341		341	63,755
3301	Primary iron & steel prod., exc. coke oven by prod.	349		349	240,221
3302	Steel ingot and semi-finished shapes				
3303	Ferro alloys				
3304	Steel wire, nails, and spikes				
3305	Iron and steel castings				
3306	Iron and steel cast pipe and fittings				
3307	Nonferrous Metals Primary Smelter Products				
3308	Prim copper & copper base alloys smelter prod.				
3309	Prim lead & lead base alloys smelter prod.				
3310	Prim zinc & zinc base alloys smelter prod.				
3311	Prim aluminum & aluminum base alloys smelter prod.				
3312	Nonferrous Metal Basic Shapes				
3313	Copper, brass or bronze & oth. cha. basic shapes				
3314	Aluminum & alu. basic shapes exc. aluminum foil				
3315	Nonferrous metal and insulated wire				
3316	Nonferrous and Nonferrous Base Alloy Castings				
3317	Aluminum and aluminum base alloy castings				
3318	Brass, bronze, copper and cha. castings				
3319	Miscellaneous Primary Metal Products				

PRIMARY METAL PRODUCTS—Continued	
1391	Iron and steel forgings
1392	Nonferrous metal forgings
34	FABRICATED METAL, EXC. ORDIN. MACH. & TRANSP. I
341	Metal Cans
342	Cutlery, Hand Tools, and General Hardware
343	Plumbing Fitters & Heating Apparatus, exc. Electric
3433	Heating equipment, except electric
344	Fabricated Structural Metal Products
3441	Fabricated structural metal products
34411	Fabricated structural iron or steel products
345	Bolts, Nuts, Screws, Rivets, Washers & Other Ind. Fast.
346	Metal Stampings
348	Misc. Fabricated Wire Prod., Exc. Steel Wire
349	Misc. Fabricated Metal Prod.
3491	Metal shipping containers (bbbs, cans, drums, etc.)
3494	Valves & Pipe Fitting (exc. plants, brass goods & fig.)
35	MACHINERY, EXCEPT ELECTRICAL I
351	Engines and Turbines
352	Farm Machinery and Equipment
3524	Garden Tractors, Lawn & Garden Exptl., & Snow Blowers
353	Const., Mining & Material Handling Equipment
3531	Construction machinery and equipment
3532	Mining mach., exptl., & parts, exc. oil field mach. & exptl.
3533	Oil field machines and equipment
3537	Ind. Trucks, tractors, trailers, & stackers
354	Metalworking Machinery and Equipment
355	Spec. Indust. Machinery, Exc. Metalworking Mach.
356	General Industrial Machinery and Equipment
357	Office, Computing, and Accounting Machines
358	Service Industry Machines
359	Misc. Machinery & Parts, Exc. Electrical
36	ELECTRICAL MACHINERY, EQUIPMENT AND SUPPLIES I
361	Electrical Transmission & Distribution Equipment
362	Electrical Industrial Apparatus
363	Household Appliances
3631	Household cooking equipment, all types
3632	Household refrigerators & home & farm freezers
3633	Household laundry equipment
364	Electric Lighting and Wiring Equipment
365	Radio and TV Receiving Sets, Exc. Communication Types
366	Communication Equipment
367	Electronic Components and Accessories
369	Misc. Electrical Machinery, Equip. & Supplies
37	TRANSPORTATION EQUIPMENT I
371	Motor Vehicles and Motor Vehicle Equipment
3711	Motor vehicles
37111	Passenger cars, assembled
37112	Truck tractors, and trucks, assembled

SCHEDULE 541. FREIGHT CARRIED DURING THE YEAR—Continued

Code	Description (a)	NUMBER OF TONS (2,000 pounds) OF REVENUE FREIGHT CARRIED		GROSS FREIGHT REVENUE (DOLLARS)		
		Joint rail and water traffic (b)	All other traffic (c)	Joint rail and water traffic (e)	All other traffic (f)	Total (g)
	Transportation Equipment—Continued					
37113	Motor coaches, and (line only buses), fire dept. vhl.					
3712	Passenger car bodies					
3713	Truck and bus bodies					
3714	Motor vehicle parts and accessories					
37147	Motor vehicle body parts					
3715	Truck trailers					
372	Aircraft and Parts					
373	Ships and Boats					
374	Railroad Equipment					
37422	Freight train cars					
375	Motorcycles, Bicycles, and Parts					
376	Coded Mtl & Space Vhl Parts, Auxiliary Eqp., nec.					
379	Miscellaneous Transportation Equipment					
38	INSTRUMENTS, PHOT & OPTICAL GD, WATCHES & CLOCKS					
381	Engineering, Lab & Scientific Instruments					
382	Measuring, Controlling & Indicating Instruments					
383	Optical Instruments & Lenses					
384	Surgical, Medical & Dental Instruments & Supplies					
385	Ophthalmic or Opticians' Goods					
386	Photographic Equipment & Supplies					
387	Watches, Clocks, Clockwork Operated Devices & Parts					
39	MISCELLANEOUS PRODUCTS OF MANUFACTURING					
391	Jewelry, Silverware and Plated Ware					
392	Musical Instruments and Parts					
394	Toys, Amusement, Sporting and Athletic Goods					
3949	Sporting and athletic goods					
395	Pens, Pencils & Gift Office and Artists' Materials					
396	Custom Jewelry, Novelties, Buttons & Notions					
399	Miscellaneous Manufactured Products					
40	WASTE AND SCRAP MATERIALS					
401	Ashes					
402	Waste and Scrap, Except Ashes					
4021	Metal scrap, waste and tailings					
40211	Iron and steel scrap, waste and tailings					
4022	Textile waste, scrap and sweepings					
4024	Paper waste and scrap					
4026	Rubber and plastic scrap and waste					
41	MISC FREIGHT SHIPMENTS					
411	Misc Freight Shipments					
4111	Quilts or kits					
41114	Articles, used, exc codes 41115, 471 & 4021					
41115	Articles, used, rtd for rpr. mo. for reusing					

Carrier Initials

=77

Year 1977

412	Misc. Freight Shipment—Continued #541	B	R	E	G
42	Misc. Commodities Not Taken in Regular Frt Svc				
421	CONTAINERS, SHIPPING, RETURNED EMPTY				
422	Containers, Shipping, Rtd Empty Inc Cart or Dvc				
44	Trailers, Semi-Trailers, Rtd Empty				
441	FREIGHT FORWARDER TRAFFIC				
45	Freight Forwarder Traffic				
451	SHIPPER ASSOCIATION OR SIMILAR TRAFFIC				
46	Shipper Association or Similar Traffic				
461	MISC MIXED SHIPMENTS EXC FW (OR 44) & SHIPR ASSN (45) I				
462	Misc Mixed Shipments, nec. inc. TOFC				
47	Mixed Shipments in Two or More 2-digit Groups				
471	TOTAL, CODES 01-46	397,680	397,680	22,845,390	22,845,390
	SMALL PACKAGED FREIGHT SHIPMENTS				
	Small Packaged Freight Shipments				
	TOTAL, CODES 01-47	4661	397,680		

NOTE.—Extent of joint motor water traffic included in columns (c) and (f). Number of tons

reporting carriers freight revenue

(Check one):

☐ This report includes all commodity statistics for the period covered.

☐ A supplemental report has been filed covering traffic involving less than three shippers reportable in any one commodity code

☐ Supplemental Report NOT OPEN TO PUBLIC INSPECTION

REMARKS

The difference in the grand total of Codes 1-47 of \$22,845,390 and Account (301) Freight Revenue, Page 36, Line 1, of \$27,899,559 is represented by Towing Revenue from Unregulated Carriers of 7,054,169

52. FREIGHT AND PASSENGERS CARRIED DURING THE YEAR (DOMESTIC AND FOREIGN):

1. Give particulars called for hereunder with respect to domestic and foreign freight and passengers carried during the year. Tonnage and revenue should be on a billed basis.

2. The term "regulated" in column (c) refers to traffic transported by the respondent in service subject to the Interstate Commerce Act.

3. The terms as herein used, (a) "Foreign traffic" means traffic trans-

ported by water between a United States port and a foreign port without transshipment at a United States port, and (b) "Domestic traffic" means traffic transported by water between two United States ports, including transshipped traffic contemplated by section 392 (1) and (3) of the Interstate Commerce Act.

Line No.	Item (a)	Foreign traffic (b)	DOMESTIC TRAFFIC		Total (e)
			Regulated (c)	Unregulated (d)	
	Operating revenue:	\$	\$	\$	\$
1	Freight revenue		286,116	22,559,274	22,845,390
2	Passenger revenue		-	-	-
3	Mail and express		-	-	-
4	All other operating revenue		-	-	-
5	Total operation revenue		286,116	22,559,274	22,845,390
	Traffic carried:				
6	Number of tons of freight		40,411	3,929,269	3,969,680
7	Number of passengers		-	-	-

561. EMPLOYEES, SERVICE AND COMPENSATION

1. Give particulars of persons employed by the respondent during the year (or during any portion thereof) in connection with its common and/or contract carrier operations, including incidental construction and auxiliary operations.

2. In classifying employees among the classes listed in column (a), where any individual is properly classifiable in two or more classes, assign him to that class in which the principal portion of service was rendered at the time of the count. If any persons in the regular service of the respondent were serving without compensation, they should nevertheless be included in the returns column (b) and the matter should be fully explained in a footnote.

3. In column (b) show, properly classified with respect to occupation, the average number of employees in the service of the respondent during the year for classes in service the year round, and during the period of navigation for classes in service only during that period. Under "Remarks" state the methods by which these averages are determined. The numbers shown in this column should include only persons directly employed by the respondent, it should not include

employees of a company or person with whom the respondent has contracts for certain classes of work, as, for example, stevedoring at a given port, etc.

4. In column (c) show the total number of hours worked (or held for work) by employees compensated on an hourly basis. This number should be accurately stated and should exclude time allowed for lunch hours, half holidays, holidays, vacations, sick leave, etc., even though full compensation or part compensation is allowed for such time. It should include all overtime actually spent in work for the respondent even though no additional compensation is paid for such work. If the duties of certain general officers, traveling agents, solicitors, and other classes of employees compensated on other than an hourly basis are of such a nature that it is impracticable to record accurately the number of hours during which they are on duty, such number may be fairly estimated and the estimate number included in the return, in which case the basis for the estimate for each class is to be shown in a footnote.

5. In column (d) include the total compensation paid employees for the work represented in

Line No.	Class of employees (a)	Average number of employees (b)	Total number of hours worked by compensated employees during the year (c)	Total amount of compensation during the year (d)	Remarks (e)
				\$	
	I. GENERAL OFFICERS, CLERKS, AND ATTENDANTS				
1	General and other officers	4	8320	180,375.00	
2	Chief clerks	4	8320	138,233.00	
3	Other clerks, including machine operators				
4	Other general office employees	45	93,600	322,643.18	
5	TOTAL	53	110,240	647,251.18	
	II. OUTSIDE TRAFFIC AND OTHER AGENCIES				
6	Agents and solicitors				
7	Chief clerks				
8	Other clerks, including machine operators				
9	Other outside agency employees				
10	TOTAL				
	III. PORT EMPLOYEES				
11	Officers and agents				
12	Office—chief clerks				
13	Office—other clerks, including machine operators				
14	Office—other employees				
15	Storeroom employees				
16	Wharf and warehouse clerks	1	2,080	12,675.00	
17	Wharf and warehouse foremen	1	2,080	15,600.00	
18	Wharf and warehouse mechanics				
19	Wharf and warehouse freight handlers				
20	Wharf and warehouse watchmen				
21	Wharf and warehouse other employees	2	4,160	18,070.00	
22	Coalers				
23	Shops—master mechanics and foremen				
24	Shops—mechanics				
25	Shops—laborers				
26	Shops—other employees				
27	Other port Employees				
28	TOTAL	4	8,320	46,345.00	
	IV. LINE VESSEL EMPLOYEES				
29	Captains	22	96,360	714,340.54	
30	Mates	40	175,200	662,964.40	
31	Quartermasters and wheelmen	20	87,600	582,489.40	
32	Radio operators				
33	Carpenters				
34	Deck hands	86	376,180	1,121,062.54	
35	Other deck employees				
36	Chief engineers	22	96,360	462,650.20	
37	Assistant engineers	21	91,760	322,834.70	
38	Electricians and machinists				
39	Oilers	2	8,760	21,459.60	
40	Firemen				
41	Coal passers				
42	Other employees, engineer's department				
43	Chief and assistant-chief stewards				
44	Stewards and waiters				
45	Stewardesses and maids				

561. EMPLOYEES, SERVICE AND COMPENSATION—Concluded

column (c). If any compensation was paid or is payable under labor awards of the current year, include the amount applicable to the current year in column (d) and show the portion applicable to prior years (back pay) in a footnote, by groups of employees. For purposes of this report, labor awards are intended to cover adjustments resulting from the decisions of Wage Boards and voluntary awards by the respondent incident thereto.

6. If any person is employed by two or more carriers jointly, he should be reported in column (b) by the carrier on whose payroll he is carried; if on the payrolls of more than one of the joint employers he should be reported by each carrier on whose payroll he was, and full particulars should be given in order to permit the elimination of duplication. If an officer serves two or more

corporations and receives no salary from any of them he should be reported in column (b) only by the controlling or highest ranking of such corporations reporting to the Commission.

7. This return need not include any employees engaged solely on the construction of new property, if any such are included, that fact should be stated and particulars should be given in a footnote.

8. This schedule does not include old age retirement, and unemployment insurance taxes. See schedule 150 for such taxes.

Line No.	Class of employees (a)	Average number of employees (b)	Total number of hours worked by compensated employees during the year (c)	Total amount of compensation during the year (d)	Remarks (e)
	IV. LINE VESSEL EMPLOYEES—Continued				
46	Cooks _____	23	100,740	356,885.60	
47	Scullions _____				
48	Bar employees _____				
49	Other employees, steward's department _____				
50	Pursers _____				
51	Other employees, purser's department _____				
52	All other vessel employees _____				
53	TOTAL	23	100,740	356,885.60	
	V. PORT AND OTHER VESSEL EMPLOYEES				
	TUGS				
54	Captains _____				
55	Mates _____				
56	Deck hands _____				
57	Engineers _____	3	6,240	68,201.00	
58	Firemen _____				
59	Cooks _____				
60	Other employees _____				
	FERRY BOATS				
61	Captains _____				
62	Mates _____				
63	Deck hands _____				
64	Engineers _____				
65	Firemen _____				
66	Cooks _____				
67	Other employees _____				
	BARGES, CAR-FERRIES, AND LIGHTERS, WITH POWER				
68	Captains _____				
69	Mates _____				
70	Deck hands _____				
71	Engineers _____				
72	Firemen _____				
73	Cooks _____				
74	Other employees _____				
	BARGES, CAR-FERRIES, AND LIGHTERS, WITHOUT POWER				
75	Captains _____				
76	Mates _____				
77	Deck hands _____				
78	Other employees _____				
79	TOTAL	3	6,240	68,201.00	
80	GRAND TOTAL	23	100,740	356,885.60	

561A. TOTAL COMPENSATION OF EMPLOYEES BY MONTHS

Line No.	Month of report year	Total compensation	Line No.	Month of report year	Total compensation
1	January	397,446.05	7	July	414,534.55
2	February	394,496.41	8	August	414,742.60
3	March	394,733.55	9	September	393,062.79
4	April	400,543.60	10	October	383,722.56
5	May	396,594.07	11	November	397,942.29
6	June	411,046.25	12	December	425,658.94
			13	TOTAL	5,026,528.66

562. COMPENSATION OF OFFICERS, DIRECTORS, ETC.

1. In columns (a) and (b) enter the name and position of each of the five persons named in Schedules 102 and 103 of this report to whom the respondent paid the largest amount during the year as compensation for current or past service over and above necessary expenses incurred in discharge of duties. In addition, list all other officers, directors, pensioners or employees, if any, to whom the respondent paid \$40,000 or more in total compensation during the year.

2. The salary per annum to be entered in column (c) is the annual rate at which an employee is paid rather than the amount actually paid for a part of a year. If the salary of an individual was increased or decreased during the year, show salary before each change as well as at close of year.

3. If an officer, director, etc., receives compensation from one or more of the affiliated companies listed in Schedule 104, reference to this fact should be made if the aggregate compensation from all companies amounts to \$40,000 or more.

4. Other compensation to be entered in column (d) includes, but is not

limited to, commissions; bonuses; shares in profits; contingent compensation; moneys paid, set aside or accrued pursuant to any pension, retirement, savings, deferred compensation, or similar plan including premiums paid for retirement annuities, or life insurance where the respondent is not the beneficiary (Premiums on group life insurance for benefits less than \$50,000 need not be reported), or any other arrangement which constitutes a form of compensation. Give the details of any plan not previously reported, the basis of determining the ultimate benefits payable, and the payments or provisions made during the year.

5. Also include in column (d) all remuneration paid, directly or indirectly, in the form of securities, options, warrants, rights or other property. Furnish particulars concerning any options, warrants, or rights issued or granted during the year including prices, expiration dates and other information relating to exercise of the options, warrants, or rights. Specify the amount of such securities or assets so entitled to be purchased by each officer, director, etc.

Line No.	Name of person (a)	Title (b)	Salary per annum as of close of year (see instructions) (c)	Other compensation during the year (d)
1	J. R. FLOWERS	CHAIRMAN OF BOARD	48,000	4,000
2	C. E. SWANCK, JR.	PRESIDENT	48,000	4,000
3	D. R. CAMPBELL	EXECUTIVE VICE PRESIDENT	45,000	3,750
4	R. L. GARDNER	VICE PRESIDENT - OPERATIONS	45,000	3,750
5	C. F. REBEL	VICE PRESIDENT - FINANCE	40,000	3,333
6	H. R. VAUENT	SEC. - TRAFFIC	32,400	2,700
7				
8				
9				
10				

563. PAYMENTS FOR SERVICES RENDERED BY OTHER THAN EMPLOYEES

In the form below give information concerning fees, retainers, commissions, gifts, contributions, assessments, bonuses, pensions, subscriptions, allowance for expenses, or other amounts payable aggregating \$10,000 or more during the year to any corporation, institution, association, firm, partnership, committee, or any person (other than one of respondent's employees covered in Schedule 562 in this annual report) for services or as a donation. In the case of contributions of under \$10,000 which are made in common with other carriers under a joint arrangement in payment for the performance of services or as a donation, each such contribution shall be reported, irrespective of the amount thereof, if the total amount paid by all contributors for the performance of the particular service is equal to the sum of \$10,000 or more.

To be included are, among others, payments, directly or indirectly, for legal, medical, engineering, advertising, valuation, accounting, statistical, financial, educational, entertainment, charitable, advisory, defensive, detective, developmental, research, appraisal, registration, purchasing, architectural, and hospital services; payments for expert testimony and for handling wage disputes; and payments for services of banks, bankers, trust companies, insurance companies, brokers, trus-

tees, promoters, solicitors, consultants, actuaries, investigators, inspectors, and efficiency engineers. The enumeration of these kinds of payments should not be understood as excluding other payments for services not excluded below.

To be excluded are: Rent of buildings or other property, taxes payable to the Federal, State, or local governments, payments for heat, light, power, telegraph, and telephone services, and payments to other carriers on the basis of lawful tariff charges, as well as other payments for services which both as to their nature and amount may reasonably be regarded as ordinarily connected with the routine operation, maintenance, or construction of a waterline, but any special and unusual payments for services should be reported.

If more convenient, this schedule may be filled out for a group of companies considered as one system and shown only in the report of the principal company in the system, with references thereto in the reports of the other companies.

If any doubt exists in the mind of the reporting officer as to the reportability of any type of payment, request should be made for a ruling before filing this report.

Line No.	Name of recipient (a)	Nature of service (b)	Amount of payment (c)
1			
2			
3			
4			
5			
6			
7			
8			
9			
10			
11			
12			
TOTAL			

591. CONTRACTS, AGREEMENTS, ETC.

Hereunder give a concise statement of each important contract, agreement, arrangement, etc., with other companies or persons, together with important revisions, modifications, terminations, and other changes thereof, which became effective during the year, and concerned in any way the transportation of persons or things at other than tariff rates, making such statements in the following order:

1. Express companies.
2. Mail.
3. Trucking companies.
4. Freight or transportation companies or lines.
5. Railway companies.
6. Other steamboat or steamship companies.
7. Telegraph companies.

8. Telephone companies.

9. Other contracts.

Information concerning contracts of minor importance may be omitted. A contract of minor importance is defined as one involving receipts or payments of less than \$1,000 per year, and which by its terms is otherwise unimportant.

The basis for computing receipts and payments should be fully stated in the case of each such contract, agreement, or arrangement.

Instead of giving statements as above directed, the respondent may, if it so desires, furnish copies of the contracts, agreements, etc., in which case the titles thereof should be listed hereunder in the order above indicated.

N/A

592. IMPORTANT CHANGES DURING THE YEAR

Hereunder state the matters called for. Make the statements explicit and precise, and number them in accordance with the inquiries; each inquiry should be fully answered, and if the word "none" truly states the fact it may be used in answering any particular inquiry. Where the information here called for is given elsewhere in this report, it will be sufficient for the respondent to give detailed reference hereunder to the page, schedule, line, and item containing such information.

1. All new lines put in operation, giving—
 - (a) Termini.
 - (b) Points of call, and
 - (c) Dates of beginning operation.
2. All lines abandoned, giving particulars as above.
3. All other important physical changes, including herein all new terminal properties and floating equipment built, giving for each portion of such new terminal property—
 - (a) Location.
 - (b) Extent.
 - (c) Cost.

For each item of new self-propelling floating equipment built give—

- (d) Its name.
4. All leaseholds acquired or surrendered, giving—
 - (a) Dates.
 - (b) Lengths of terms.

(c) Names of parties.

(d) Rents, and

(e) Other conditions.

Furnish copies (if in print) of all contracts made during the year in connection with the acquisition of leasehold interests.

5. All consolidations, mergers, and reorganizations effected, giving particulars.

This statement should show the mileage, equipment, and cash value of property of each company as well as the consideration received by each company party to the action. State the dates on which consolidated, etc., and whether the prior companies have been dissolved. Copies of the articles of consolidation, merger, or reorganization should be filed with this report.

6. Adjustments in the book value of securities owned, and reasons therefor.
7. Other financial changes of more than \$50,000, not elsewhere provided for, giving full particulars.

N/A

Schedule 595.—COMPETITIVE BIDDING—CLAYTON ANTITRUST ACT

Section 10 of the Clayton Antitrust Act (15 U.S.C. 20) states that "no common carrier engaged in commerce shall have any dealings in securities, supplies or other articles of commerce, or shall make or have any contracts for construction or maintenance of any kind, to the amount of more than \$50,000, in the aggregate, in any one year, with another corporation, firm, partnership or association when the said common carrier shall have upon its board of directors or as its president, manager or as its purchasing or selling officer, or agent in the particular transaction, any person who is at the same time a director, manager, or purchasing or selling officer of, or who has any substantial interest in, such other corporation, firm, partnership or association, unless and except such purchases shall be made from, or such

dealings shall be made with, the bidder whose bid is the most favorable to such common carrier, to be ascertained by competitive bidding under regulations to be prescribed by rule or otherwise by the Interstate Commerce Commission." The specification for competitive bids is found in the Code of Federal Regulations, Part 1010-Competitive Bids through Part 1010.7-Carriers, subject to the Interstate Commerce Act.

In column (g), identify the company awarded the bid by including company name and address, name and title of respondent officers, directors, selling officer, purchasing officer and/or general manager that has an affiliation with the seller.

Line No.	Nature of bid (a)	Date Published (b)	Contract number (c)	No. of bidders (d)	Method of awarding bid (e)	Date filed with the Commission (f)	Company awarded bid (g)
1							
2							
3							
4							
5							
6							
7							
8							
9							
10							
11							
12							
13							
14							
15							
16							
17							
18							
19							
20							
21							
22							
23							
24							
25							
26							
27							
28							
29							
30							

Carrier Initials

FTI

Year 1979

VERIFICATION

The foregoing report must be verified by the oath of the officer having control of the accounting of the respondent. The oath required may be taken before any person authorized to administer an oath by the laws of the State in which the same is taken.

(For reports filed with the Interstate Commerce Commission)

OATH

State of Mississippi

SS:

County of Washington

Clayton J. Swank, III

(Insert here the name of the affiant)

makes oath and says that he is President

(Insert here the official title of the affiant)

of Flowers Transportation, Inc.

(Insert here the exact legal title or name of the respondent)

that it is his duty to have supervision over the books of account of the respondent and to control the manner in which such books are kept; that he knows that such books have, during the period covered by the foregoing report, been kept in good faith in accordance with the accounting and other orders of the Interstate Commerce Commission, effective during the said period; that he has carefully examined the said report, and to the best of his knowledge and belief the entries contained in the said report have, so far as they relate to matters of account, been accurately taken from the said books of account and are in exact accordance therewith; that he believes that all other statements of fact contained in the said report are true, and that the said report is a correct and complete statement of the business and affairs of the above-named respondent during the period of time from and including November 1, 1978, to and including October 31, 1979

(Signature of affiant)

Subscribed and sworn to before me, a Notary, in and for the State and

county above named, this 30th

day of April

1980

My commission expires

My Commission Expires Jan. 24, 1984

Use an
L.S.
impression seal

(Signature of officer authorized to administer oaths)

(For reports filed with the Federal Maritime Commission)

OATH

State of Mississippi

SS:

County of Washington

Clayton J. Swank, III

(Name)

makes oath and says that he is

President

(Official title)

of Flowers Transportation, Inc.

(Exact name of respondent)

that he has carefully examined the foregoing report, and that to the best of his knowledge and belief the said report has been prepared in accordance with the instructions embodied in this form and is a true and correct statement of the financial affairs of the respondent for the period covered by this report.

(Signature of affiant)

Subscribed and sworn to before me, a Notary, in and for the State and

county above named, this 30th

day of April

1980

My commission expires

My Commission Expires Jan. 24, 1984

Use an
L.S.
impression seal

(Signature of officer authorized to administer oaths)

INDEX

	Schedule No	Page No		Schedule No	Page No
Abstracts of leasehold contracts	382	40	Miscellaneous corporations—Investments in securities of	218	18, 19
Terms and conditions of leases	372	39	Items in Income and Retained Income Accounts for	396	41
Acquisition adjustment	286	26	the year	250, 251	155, 1
Agreements, contracts, etc.	591	61	Noncapitalized lease commitments	287	27
Analysis of federal income and			Notes receivable	214	13
other taxes deferred	220	17B	Payable	288	32
Balance sheet—Asset side	200	8	Oath		63
Explanatory notes		10	Obligations—Equipment	261	30
Liability side	200	9	Officers—Principal general	101	3
Capital stock	351	32	Operating expenses—Water-line—Class A companies	320	37
Changes during the year	253	33	Class B companies	321	39
Proprietorial	256	34	Revenues—Water-line	310, 311	36
Surplus	296	35	Other special funds	210	14
Changes during the year—Important	592	61	Payments for services rendered by other than employees	563	60
Commodities carried	541	44-55	Physical property—Investments in noncarrier	287	27
Compensating balances and short-term borrowing arrangements	205	12A	Ports and River Districts Served	414	42
Compensation of employees	561, 562	58-60	Principal general officers	101	3
Competitive Bidding—Clayton Antitrust Act	595	62	Property and equipment—Transportation—Expenditures for	222	22-25
Consideration for and purposes of funded debt issued or assumed			Proprietorial capital	250	34
during the year	265	31	Purposes of and consideration for funded debts issued or assumed		
Stocks issued during the year	253	33	during the year	260	31
Contracts, agreements, etc.	591	61	Stocks actually issued during the year	250	33
Control over respondent—Corporate	108	5	Receivers' and trustees' securities	261	28, 29
Corporations controlled by respondent	104A, 104B	4	Rent revenue	371	39
Debt (See Funded debt).			Rents, other operating	381	40
Deposits—Special	215	13	Respondent—Identity of	101	1
Special cash	206	12B	Retained income account for the year—Miscellaneous items in	396	41
Depreciation accrued on noncarrier physical property to close of			—Appropriated	200	9
year	287	27	—Unappropriated	291	35
Transportation property	222	23-25	Revenues—Water-line operating	310, 311	36
Directors	102	3	River Districts Served, Ports and	414	42
Dividend appropriations	293	35	Securities, advances and other intangibles owned or controlled		
Elections—Voting powers and	109	6	through non-reporting carrier and noncarrier subsidiaries	221	20, 21
Employees, service and compensation	561, 562	58-60	Of miscellaneous corporations—Investments in	218	18, 19
Equipment—Floating	413	42-43	Services	414	42
Obligations	263	30	Rendered by other than employees—Payments for	563	60
Expenditures for transportation property and equipment	222	22-25	Short-term borrowing arrangements—compensating balances	205	12A
Expenses—Water-line operating—Class A companies	320	37	Sinking funds	216	14
Class B companies	321	39	Special—Cash deposit	311	12B
Explanatory notes—Balance sheet		10	Deposits	215	13
Income account		12	Funds, other	216	14
Floating equipment	413	42-43	Stock liability for conversion of securities of other companies	254	33
Freight and passengers carried during the year (domestic and for-			Stocks issued during the year—Purposes of and consideration for	253	33
eign)	542	57	Retired or canceled during the year	253	33
Carried during the year	541	44-55	—Capital	251	32
Funded debt—Unmatured	261	28-29	Changes during the year	253	33
Issued or assumed during the year	265	31	Suretyships—Guaranties and	110	7
Purposes of and consideration for	216	14	Surpluses—Capital	296	35
Funds—Insurance	216	14	Transportation property—Depreciation	222	23-25
Other special	216	14	And equipment—Expenditures for	222	22-25
Sinking	216	14	Trustees' securities	261	28, 29
General officers—Principal	103	3	Unappropriated retained income	291	35
Guaranties and suretyships	110	7	Unmatured funded debt	261	28, 29
Identity of respondent	101	1	Undistributed earnings from		
Important changes during the year	592	61	certain investments in		
Income account for the year	300	11	affiliated companies	219	17A
Explanatory notes		12	Verification		62
Miscellaneous items in	396	41	Voting powers and elections	109	6
Insurance funds	216	14	Water-line operating expenses—Class A companies	320	37
Investments in affiliated companies	217	16, 17	Class B companies	321	39
Noncarrier physical property	287	27	Revenues	310, 311	36
Other	218	18, 19	Taxes	350	38
Undistributed earnings	219	17A			
Lease Commitments—Noncapitalized	250, 251	15A-1			
Leased lines—Rent of	381	40			
Lease of line—Rent from	371	39			
Leases—Abstracts of terms and conditions of	372	39			
Leasehold contracts—Abstracts of	382	40			
Liability for conversion of securities of other companies—Stock	254	33			
Long-term debt retired or canceled during the year	265	31			