

533900

ANNUAL REPORT 1975 CLASS 2 R.R. 1 of 1

MCCLLOUD RIVER R.R. CO.

✓ 533900  
Ø

**R-2**  
CLASS II RAILROADS

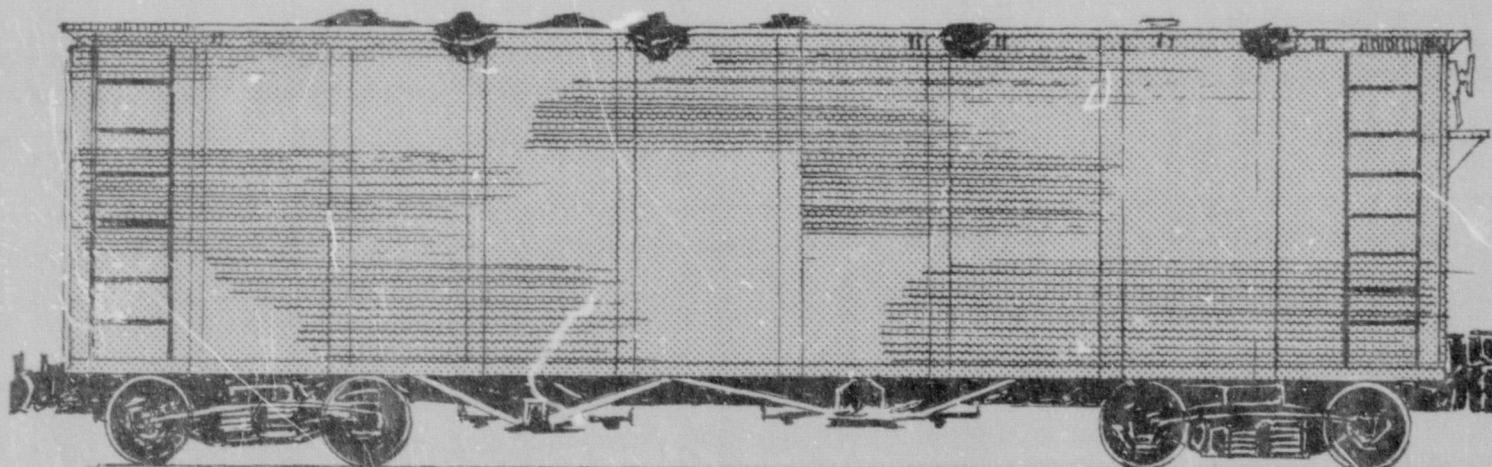
# annual report

INTERSTATE  
COMMERCE COMMISSION  
RECEIVED

MAR 29 1976

ADMINISTRATIVE SERVICES  
MAIL UNIT

	<p>125002390MCCLLOUDRIVE 2 MCCLLOUD RIVER R.P., CO DRAWER A MCCLLOUD, CALIF. 96057</p> <p>533900</p> <p><i>CL II L.H.</i></p>
<p>Correct name and address if different than shown.</p>	<p>Full name and address of reporting carrier. (Use mailing label on original, copy in full on duplicate.)</p>



to the  
**Interstate Commerce Commission**  
FOR THE YEAR ENDED DECEMBER 31, 1975



## NOTICE

1. This Form for annual report should be filled out in triplicate and two copies returned to the Interstate Commerce Commission, Bureau of Accounts, Washington, D.C. 20423, by March 31 of the year following that for which the report is made. Attention is specially directed to the following provisions of Part I of the Interstate Commerce Act:

Sec. 20. (1) The Commission is hereby authorized to require annual, periodic, or special reports from carriers, lessors, \* \* \* (as defined in this section), to prescribe the manner and form in which such reports shall be made, and to require from such carriers, lessors, \* \* \* specific and full, true, and correct answers to all questions upon which the Commission may deem information to be necessary, classifying such carriers, lessors, \* \* \* as it may deem proper for any of these purposes. Such annual reports shall give an account of the affairs of the carrier, lessor, \* \* \* in such form and detail as may be prescribed by the Commission.

(2) Said annual reports shall contain all the required information for the period of twelve months ending on the 31st day of December in each year, unless the Commission shall specify a different date, and shall be made out under oath and filed with the Commission at its office in Washington within three months after the close of the year for which report is made, unless additional time be granted in any case by the Commission.

(7) (b). Any person who shall knowingly and willfully make, cause to be made, or participate in the making of, any false entry in any annual or other report required under the section to be filed, \* \* \* or shall knowingly or willfully file with the Commission any false report or other document, shall be deemed guilty of a misdemeanor and shall be subject, upon conviction in any court of the United States of competent jurisdiction, to a fine of not more than five thousand dollars or imprisonment for not more than two years, or both such fine and imprisonment. \* \* \*

(7) (c). Any carrier or lessor, \* \* \* or any officer, agent, employee, or representative thereof, who shall fail to make and file an annual or other report with the Commission within the time fixed by the Commission, or to make specific and full, true, and correct answer to any question within thirty days from the time it is lawfully required by the Commission so to do, shall forfeit to the United States the sum of one hundred dollars for each and every day it shall continue to be in default with respect thereto.

(8). As used in this section \* \* \* the term "carrier" means a common carrier subject to this part, and includes a receiver or trustee of such carrier; and the term "lessor" means a person owning a railroad, a water line, or a pipe line, leased to and operated by a common carrier subject to this part, and includes a receiver or trustee of such lessor. \* \* \*

The respondent is further required to send to the Bureau of Accounts, immediately upon preparation, two copies of its latest annual report to stockholders. See *Schedule 108, page 3*.

2. The instructions in this Form should be carefully observed, and each question should be answered fully and accurately, whether it has been answered in a previous annual report or not. Except in cases where they are specifically authorized, cancellations, arbitrary check marks, and the like should not be used either as partial or as entire answers to inquiries. If any inquiry, based on a preceding inquiry in the present report form is, because of the answer rendered to such preceding inquiry, inapplicable to the person or corporation in whose behalf the report is made, such notation as "Not applicable; see page—, schedule (or line) number—" should be used in answer thereto, giving precise reference to the portion of the report showing the facts which make the inquiry inapplicable. Where the word "none" is used and completely states the fact, it should be given as the answer to any particular inquiry or any particular portion of an inquiry. Where dates are called for, the month and day should be stated as well as the year. Customary abbreviations may be used in stating dates.

3. Every annual report should, in all particulars, be complete in itself, and references to the returns of former years should not be made to take the place of required entries except as herein otherwise specifically directed or authorized.

4. If it be necessary or desirable to insert additional statements, typewritten or other, in a report, they should be legibly made on durable paper and, wherever practicable, on sheets not larger than a page of the Form. Inserted sheets should be securely attached preferably at the inner margin; attachment by pins or clips is insufficient.

5. All entries should be made in a permanent black ink. Those of a contrary character should be indicated in parentheses. Items of an unusual character should be indicated by appropriate symbol and footnote.

6. Money items except averages, throughout the annual report form should be shown in WHOLE DOLLARS adjusted to accord with footings. Totals for amounts reported in subsidiary accounts included in supporting schedules must be in agreement with related primary accounts.

7. Each respondent should make its annual report to this Commission in triplicate, retaining one copy in its files for reference in correspondence with regard to such report becomes necessary. For this reason three copies of the Form are sent to each corporate respondent concerned.

8. Railroad corporations, mainly distinguished as operating companies and lessor companies, are for the purpose of reporting to the Interstate Commerce Commission divided into classes. An operating company is one whose officers direct the business of transportation whose books contain operating as well as financial accounts; and a lessor company, the property of which being leased to and operated by another company, is one that maintains a separate legal existence and keeps financial but not operating accounts. In making reports, lessor companies use Annual Report Form R-4.

Operating companies (including switching and terminal) are broadly classified, with respect to their operating revenues, according to the following general definitions:

Class I companies are those having annual operating revenues of \$5,000,000 or more. For this class, Annual Report Form R-1 is provided.

Class II companies are those having annual operating revenues below \$5,000,000. For this class, Annual Report Form R-2 is provided.

In applying this classification to any switching or terminal company which is operated as a joint facility of owning or tenant railways, the sum of the annual railway operating revenues, the joint facility income, and the returns to joint facility credit accounts in operating expenses, shall be used in determining its class.

Switching and terminal companies are further classified as:

Class S1. **Exclusively switching.** This class of companies includes all those performing switching service only, whether for joint account or for revenue.

Class S2. **Exclusively terminal.** This class of companies includes all companies performing terminal service only, such as union passenger or freight station stockyards, etc., for which a charge is made, whether operated for joint account or for revenue. In case a bridge or ferry is a part of the facilities operated by a terminal company, it should be included under this heading.

Class S3. **Both switching and terminal.** Companies which perform both a switching and terminal service. This class of companies includes all companies whose operations cover both switching and terminal service, as defined above.

Class S4. **Bridge and ferry.** This class of companies is confined to those whose operations are limited to bridges and ferries exclusively.

Class S5. **Mixed.** Companies performing primarily a switching or a terminal service, but which also conduct a regular freight or passenger traffic. The revenues of this class of companies include, in addition to switching or terminal revenues, those derived from local passenger service, local freight service, participation in through movement of freight or passenger in other transportation operations, and operations other than transportation.

9. Except where the context clearly indicates some other meaning, the following terms when used in this Form have the meanings below stated:

COMMISSION means the Interstate Commerce Commission.  
RESPONDENT means the person or corporation in whose behalf the report is made.  
THE YEAR means the year ended December 31 for which the report is made.  
THE CLOSE OF THE YEAR means the close of business on December 31 of the year for which the report is made; or, in case the report is made for a shorter period than one year, means the close of the period covered by the report.  
THE BEGINNING OF THE YEAR means the beginning of business on January 1 of the year for which the report is made; or, in case the report is made for a shorter period than one year, it means the beginning of the period covered by the report.  
PRECEDING YEAR means the year ended December 31 of the year preceding the year for which the report is made.  
THE UNIFORM SYSTEM means the Uniform System of Accounts for Railroads, in Part 1201 of Title 49, Code of Federal Regulations, as amended.

10. All companies using this Form should complete all schedules with the following exceptions, which should be completed only by the companies to which they are applicable:

Schedules restricted to Switching and Terminal Companies		Schedules restricted to the Less than Switching and Terminal Companies	
Schedule	2217	Schedule	2
"	2701	"	2

# INDEX

	Page No.		Page No.
Affiliated companies—Amounts payable to	14	Miscellaneous—Income	29
Investments in	16-17	Charges	29
Amortization of defense projects—Road and equipment owned and leased from others	24	Physical property	4
Balance sheet	4-5	Physical properties operated during year	28
Capital stock	11	Rent income	29
Surplus	25	Rents	29
Car statistics	36	Motor rail cars owned or leased	38
Changes during the year	38	Net income	8
Compensating balances and short-term borrowing arrangements	10B	Oath	39
Compensation of officers and directors	33	Obligations—Equipment	14
Consumption of fuel by motive-power units	32	Officers—Compensation of	33
Contributions from other companies	31	General of corporation, receiver or trustee	2
Debt—Funded, unmatured	11	Operating expenses—Railway	28
In default	26	Revenues—Railway	27
Depreciation base and rates—Road and equipment owned and used and leased from others	19	Ordinary income	8
Leased to others	20	Other deferred credits	26
Reserve—Miscellaneous physical property	25	Charges	26
Road and equipment leased from others	23	Investments	16-17
To others	22	Passenger train cars	37-38
Owned and used	21	Payments for services rendered by other than employees	33
Directors	2	Property (See Investments)	
Compensation of	33	Proprietary companies	14
Dividend appropriations	27	Purposes for which funded debt was issued or assumed	11
Elections and voting powers	3	Capital stock was authorized	11
Employees, Service, and Compensation	32	Rail motor cars owned or leased	38
Equipment—Classified	37-38	Rails applied in replacement	30
Company service	38	Railway operating expenses	28
Covered by equipment obligations	14	Revenues	27
Leased from others—Depreciation base and rates	19	Tax accruals	10A
Reserve	23	Receivers' and trustees' securities	11
To others—Depreciation base and rates	20	Rent income, miscellaneous	29
Reserve	22	Rents—Miscellaneous	29
Locomotives	37	Payable	31
Obligations	14	Receivable	31
Owned and used—Depreciation base and rates	19	Retained income—Appropriated	25
Reserve	21	Unappropriated	10
Or leased not in service of respondent	37-38	Revenue freight carried during year	35
Inventory of	37-38	Revenues—Railway operating	27
Expenses—Railway operating	28	From nonoperating property	30
Of nonoperating property	30	Road and equipment property—Investment in	13
Extraordinary and prior period items	8	Leased from others—Depreciation base and rates	19
Floating equipment	38	Reserve	23
Freight carried during year—Revenue	35	To others—Depreciation base and rates	20
Train cars	37	Reserve	22
Fuel consumed by motive-power units	32	Owned—Depreciation base and rates	19
Cost	32	Reserve	21
Funded debt unmatured	11	Used—Depreciation base and rates	19
Gage of track	30	Reserve	21
General officers	2	Operated at close of year	30
Identity of respondent	2	Owned but not operated	30
Important changes during year	38	Securities (See Investment)	
Income account for the year	7-9	Services rendered by other than employees	33
Charges, miscellaneous	29	Short-term borrowing arrangements—compensating balances	10B
From nonoperating property	30	Special deposits	10C
Miscellaneous	29	State Commission schedules	41-44
Rent	29	Statistics of rail-line operations	34
Transferred to other companies	31	Switching and terminal traffic and car	36
Inventory of equipment	37-38	Stock outstanding	11
Investments in affiliated companies	16-17	Reports	3
Miscellaneous physical property	4	Security holders	3
Road and equipment property	13	Voting power	3
Securities owned or controlled through nonreporting subsidiaries	18	Stockholders	3
Other	16-17	Surplus, capital	25
Investments in common stock of affiliated companies	17A	Switching and terminal traffic and car statistics	36
Loans and notes payable	26	Tax accruals—Railway	10A
Locomotive equipment	37	Ties applied in replacement	30
Mileage operated	30	Tracks operated at close of year	36
Owned but not operated	30	Unmatured funded debt	11
		Verification	39
		Voting powers and elections	3
		Weight of rail	30

# **CORRECTION**

**The preceding document has been re-  
photographed to assure legibility and its  
image appears immediately hereafter.**





**ANNUAL REPORT**

OF

McCloud River Railroad Company

(Full name of the respondent)

McCloud, California 96057

FOR THE

**YEAR ENDED DECEMBER 31, 1975**

Name, official title, telephone number, and office address of officer in charge of correspondence with the Commission regarding this report:

(Name) B. FERRARIS (Title) Chief Accounting Officer(Telephone number) 916 964-2141  
(Area code) (Telephone number)(Office address) DRAWER A McCloud California 96057  
(Street and number, City, State, and ZIP code)



## SPECIAL NOTICE

---

The attention of the respondent is directed below to certain particulars, if any, in which this report form differs from the corresponding form for the preceding year. It should be understood that mention is not made of necessary substitutions of dates or, in general, such other things as simple modifications intended to make requirements clearer, other minor adjustments, and typographical corrections.

---

Page 4: Schedule 200. Comparative General Balance Sheet - Assets

Provision has been made for reporting accrued depreciation of improvements on leased property.

Page 5: Schedule 200. Comparative General Balance Sheet - Liability Side

Provision has been made for reporting treasury stock.

Page 10B: Schedule 202. Compensating Balances and Short-Term Borrowing Arrangements

Page 10C: Schedule 203. Special Deposits

These are new schedules providing for reporting of compensating balances and certain short-term borrowing arrangements between carriers and financial institutions

Page 27: Schedule 2001. Railway Operating Revenues

Reference to accounts 106, Mail, and 107, Express, have been eliminated from this schedule.

Page 30: Schedule 2202. Mileage Operated (All Tracks)

Schedule 2215. Mileage of Tracks Owned But Not Operated by Respondent

Footnote instruction has been revised to require reporting mileage in whole miles rather than in hundredths.

# TABLE OF CONTENTS

	Schedule No.	Page
Identity of Respondent	101	2
Stockholders	107	3
Stockholders Reports	108	3
Comparative General Balance Sheet	200	4
Income Account For The Year	300	7
Retained Income—Unappropriated	305	10
Railway Tax Accruals	350	10A
Compensating Balances and Short-Term Borrowing Arrangements	202	10B
Special Deposits	203	10C
Funded Debt Unmatured	670	11
Capital Stock	690	11
Receivers' and Trustees' Securities	695	11
Road and Equipment Property	701	13
Proprietary Companies	801	14
Amounts Payable To Affiliated Companies	901	14
Equipment Covered By Equipment Obligations	902	14
General Instructions Concerning Returns In Schedules 1001 and 1002	----	15
Investments In Affiliated Companies	1001	16
Other Investments	1002	16
Investments in Common Stocks of Affiliated Companies	1003	17A
Securities, Advances, and Other Intangibles owned or controlled Through Nonreporting Carrier and Noncarrier Subsidiaries	1201	18
Depreciation Base and Rates—Road and Equipment Owned And Used And Leased From Others	1302	19
Depreciation Base and Rates—Road and Equipment Leased to Others	1303	20
Depreciation Reserve—Road and Equipment Owned And Used	1501	21
Depreciation Reserve—Road and Equipment Leased To Others	1502	22
Depreciation Reserve—Road and Equipment Leased From Others	1503	23
Amortization of Defense Projects	1605	24
Depreciation Reserve—Misc. Physical Property	1607	25
Capital Surplus	1608	25
Retained Income—Appropriated	1609	25
Loans and Notes Payable	1701	26
Debt in Default	1702	26
Other Deferred Charges	1703	26
Other Deferred Credits	1704	26
Dividend Appropriations	1902	27
Railway Operating Revenues	2001	27
Railway Operating Expenses	2002	28
Misc. Physical Properties	2002	28
Misc. Rent Income	2003	28
Misc. Rents	2102	29
Misc. Income Charges	2103	29
Income From Nonoperating Property	2104	29
Mileage Operated—All Tracks	2202	30
Mileage Operated—By States	2203	30
Rents Receivable	2301	31
Rents Payable	2302	31
Contributions From Other Companies	2303	31
Income Transferred To Other Companies	2304	31
Employees, Service, And Compensation	2401	32
Consumption Of Fuel By Motive—Power Units	2402	32
Compensation of Officers, Directors, Etc.	2501	33
Payments For Services Rendered By Other Than Employees	2502	33
Statistics of Rail—Line Operations	2601	34
Revenue Freight Carried During The Year	2602	35
Switching And Terminal Traffic and Car Statistics	2701	36
Inventory of Equipment	2801	37
Important Changes During The Year	2900	38
Verification	----	39
Memoranda	----	40
Correspondence	----	40
Corrections	----	40
Filed with A State Commission:		
Road and Equipment Property	701	41
Railway Operating Expenses	2002	42
Misc. Physical Properties	2003	42
Statement of Track Mileage	2301	43
Rents Receivable	2302	43
Rents Payable	2303	43
Contributions From Other Companies	2304	43
Income Transferred To Other Companies	2305	43
Index	----	----



## 101. IDENTITY OF RESPONDENT

1. Give the exact name\* by which the respondent was known in law at the close of the year McCloud River Railroad Company
2. State whether or not the respondent made an annual report to the Interstate Commerce Commission for the preceding year, or for any part thereof. If so, in what name was such report made? McCloud River Railroad Company
3. If any change was made in the name of the respondent during the year, state all such changes and the dates on which they were made: No changes Made
4. Give the location (including street and number) of the main business office of the respondent at the close of the year Post Office, Drawer A, 325 Main St., McCloud, California 96057
5. Give the titles, names, and office addresses of all general officers of the respondent at the close of the year. If there are receivers who are recognized as in the controlling management of the road, give also their names and titles, and the location of their offices.

Line No.	Title of general officer (a)	Name and office address of person holding office at close of year (b)
1	President	CARL T. HESTER, Knightsbridge, Hamilton, Ohio 45020
2	Vice president	SIDNEY E. MUMA, Drawer A, McCloud, California 96057
3	Secretary	
4	Treasurer	Guido Cottini, Drawer A, McCloud, California 96057
5	Controller or auditor	B. FERRARIS, Drawer A, McCloud, California 96057
6	Attorney or general counsel	None
7	General manager	None
8	General superintendent	None
9	General freight agent	None
10	General passenger agent	None
11	General land agent	None
12	Chief engineer	None
13		

6. Give the names and office addresses of the several directors of the respondent at the close of the year, and the dates of expiration of their respective terms.

Line No.	Name of director (a)	Office address (b)	Term expires (c)
14	OSCAR A. HOFFMAN	1 LANDMARK SQUARE, STAMFORD, CONN. 06901	MARCH 2, 1976
15	DONALD C. POWELL	1 LANDMARK SQUARE, STAMFORD, CONN. 06901	MARCH 2, 1976
16	WILLIAM BUTLER	Box 1650, Eugene, Ore. 97401	MARCH 2, 1976
17	CARL T. HESTER	Knightsbridge, Hamilton, Ohio 45020	MARCH 2, 1976
18	Guido Cottini	Drawer A, McCloud, Ca. 96057	MARCH 2, 1976
19	SIDNEY E. MUMA	Drawer A, McCloud, Ca. 96057	MARCH 2, 1976
20			
21			
22			
23			

7. Give the date of incorporation of the respondent JAN. 22, 1897 8. State the character of motive power used Diesel Electric
9. Class of switching and terminal company
10. Under the laws of what Government, State, or Territory was the respondent organized? If more than one, name all. Give reference to each statute and all amendments thereof, effected during the year. If previously effected, show the year(s) of the report(s) setting forth details. If in bankruptcy, give court of jurisdiction and dates of beginning of receivership or trusteeship and of appointment of receivers or trustees CALIFORNIA UNDER PART IV OF DIVISION 2 OF THE CIVIL CODE ENACTED MAR. 31, 1872 & AMENDMENTS THEREIN.
11. State whether or not any corporation or association or group of corporations had, at the close of the year, the right to name the major part of the board of directors, managers, or trustees of the respondent; and if so, give the names of all such corporations and state whether such right was derived through (a) title to capital stock or other securities issued or assumed by the respondent, (b) claims for advances of funds made for the construction of the road and equipment of the respondent, or (c) express agreement or some other source CHAMPION INTERNATIONAL CORPORATION. Rights derived thru title to capital stock.

12. Give hereunder a history of the respondent from its inception to date, showing all consolidations, mergers, reorganizations, etc., and if a consolidated or merging corporation give like particulars for all constituent and subconstituent corporations. Describe also the course of construction of the road of the respondent, and its financing ORIGINAL ROAD FINANCED BY BONDS HELD BY THE McCloud River Lbr. Co. Subsequent construction financed in part from EARNINGS & DONATIONS & GRANTS FROM THE McCloud River Lbr. Co. Now CHAMPION INTERNATIONAL CORPORATION, under ICC finance docket 18458. Recent construction financed by proceeds of note held by McCloud River Lbr. Co. Now CHAMPION INTERNATIONAL CORPORATION. Note now paid.

\* Use the initial word the when (and only when) it is a part of the name, and distinguish between the words railroad and railway and between company and corporation.

Acquired the road & equipment of the Ahnapsee & Western RR Co. between Algoma, & CASLO Jct. Wisc. effective Dec. 19, 1970 under ICC finance docket #26329. Railroad Annual Report R-2

**107. STOCKHOLDERS**

Give the names of the 30 security holders of the respondent who, at the date of the latest closing of the stock book or compilation of list of stockholders of the respondent (if within 1 year prior to the actual filing of this report), had the highest voting powers in the respondent, showing for each his address, the number of votes which he would have had a right to cast on that date had a meeting then been in order, and the classification of the number of votes to which he was entitled, with respect to securities held by him, such securities

being classified as common stock, second preferred stock, first preferred stock, and other securities, stating in a footnote the names of such other securities (if any). If any such holder held in trust, give (in a footnote) the particulars of the trust. In the case of voting trust agreements give, as supplemental information or page 38, the names and addresses of the 30 largest holders of the voting trust certificates and the amount of their individual holdings. If the stock book was not closed or the list of stockholders compiled within such year, show such 30 security holders as of the close of the year.

Line No.	Name of security holder	Address of security holder	Number of votes to which security holder was entitled	NUMBER OF VOTES, CLASSIFIED WITH RESPECT TO SECURITIES ON WHICH BASED				
				Stocks			Other securities with voting power (g)	
				Common (d)	PREFERRED			
					Second (e)	First (f)		
1	Champion International Corp.	1 Landmark Square, Stamford, Conn.	11,790	11,790				
2	Shelden & Co.	Cleveland, Ohio	37	37				
3	McCloud River R.R. Co. & Treas. Stock	McCloud, Calif.	173	173				
4								
5								
6								
7								
8								
9								
10								
11								
12								
13								
14								
15								
16								
17								
18								
19								
20								
21								
22								
23								
24								
25								
26								
27								
28								
29								
30								

Footnotes and Remarks

**108. STOCKHOLDERS REPORTS**

1. The respondent is required to send to the Bureau of Accounts, immediately upon preparation, two copies of its latest annual report to stockholders.

Check appropriate box:

☐ Two copies are attached to this report.

☐ Two copies will be submitted \_\_\_\_\_ (date)

☒ No annual report to stockholders is prepared.



## 200. COMPARATIVE GENERAL BALANCE SHEET--ASSETS

For instructions covering this schedule, see the text pertaining to General Balance Sheet Accounts in the Uniform System of Accounts for Railroad Companies. The entries in this balance sheet should be consistent with those in the supporting schedules on the pages indicated. The entries in column (c) should be restated to conform with the accounting requirements followed in column (b). The entries in the short column (a2) should be deducted from those in column (a1) in order to obtain corresponding entries for column (b). All contra entries hereunder should be indicated in parenthesis.

Line No.	Account or item (a)	Balance at close of year (b)	Balance at beginning of year (c)
	<b>CURRENT ASSETS</b>	\$	\$
1	(701) Cash	183,544	261,208
2	(702) Temporary cash investments		
3	(703) Special deposits (p. 10B)		
4	(704) Loans and notes receivable		
5	(705) Traffic, car service and other balances-Dr.		
6	(706) Net balance receivable from agents and conductors	25,584	28,649
7	(707) Miscellaneous accounts receivable	58,595	31,270
8	(708) Interest and dividends receivable		
9	(709) Accrued accounts receivable	236,875	127,492
10	(710) Working fund advances	281	261
11	(711) Prepayments	20,925	5,199
12	(712) Material and supplies	28,215	27,566
13	(713) Other current assets	6607	5967
14	(714) Deferred income tax charges (p. 10A)		
15	Total current assets	553,359	481,049
	<b>SPECIAL FUNDS</b>	(a1) Total book assets at close of year	a2) Respondent's own issued included in (a1)
16	(715) Sinking funds		
17	(716) Capital and other reserve funds		
18	(717) Insurance and other funds		
19	Total special funds		
	<b>INVESTMENTS</b>		
20	(721) Investments in affiliated companies (pp. 16 and 17)	1,856,833	1,631,667
21	Undistributed earnings from certain investments in account 721 (p. 17A)		
22	(722) Other investments (pp. 16 and 17)		
23	(723) Reserve for adjustment of investment in securities—Credit		
24	Total investments (accounts 721, 722 and 723)	1,856,833	1,631,667
	<b>PROPERTIES</b>		
25	(731) Road and equipment property: Road	4,434,653	4,434,589
26	Equipment	1,234,395	1,228,913
27	General expenditures	19,840	19,840
28	Other elements of investment		
29	Construction work in progress		
30	Total (p. 13)	5,688,888	5,683,342
31	(732) Improvements on leased property: Road		
32	Equipment		
33	General expenditures		
34	Total (p. 12)		
35	Total transportation property (accounts 731 and 732)	5,688,888	5,683,342
36	(733) Accrued depreciation—Improvements on leased property		
37	(735) Accrued depreciation—Road and equipment (pp. 21 and 22)	(3,886,067)	3,729,520
38	(736) Amortization of defense projects—Road and Equipment (p. 24)		
39	Recorded depreciation and amortization (accounts 733, 735 and 736)	(3,886,067)	3,729,520
40	Total transportation property less recorded depreciation and amortization (line 35 less line 39)	1,802,821	1,953,822
41	(737) Miscellaneous physical property	24,936	24,936
42	(728) Accrued depreciation—Miscellaneous physical property (p. 25)	(15,625)	14,125
43	Miscellaneous physical property less recorded depreciation (account 737 less 738)	9,311	10,811
44	Total properties less recorded depreciation and amortization (line 40 plus line 43)	1,812,132	1,964,633


Note.—See page 6 for explanatory notes, which are an integral part of the Comparative General Balance Sheet.

For compensating balances not legally restricted, see Schedule 202.

## 200. COMPARATIVE GENERAL BALANCE SHEET—ASSETS—Continued

Line No.	Account or item (a)	Balance at close of year (b)	Balance at beginning of year (c)
OTHER ASSETS AND DEFERRED CHARGES		\$	\$
45	(741) Other assets	555	463
46	(742) Unamortized discount on long-term debt		
47	(743) Other deferred charges (p. 26)	1,377	920
48	(744) Accumulated deferred income tax charges (p. 10A)		
49	Total other assets and deferred charges	1,932	1,383
50	TOTAL ASSETS	4,224,256	4,078,732





## 200 COMPARATIVE GENERAL BALANCE SHEET—LIABILITIES AND SHAREHOLDERS' EQUITY

For instructions covering this schedule, see the text pertaining to General Balance Sheet Accounts in the Uniform System of Accounts for Railroad Companies. The entries in this balance sheet should be consistent with those in the supporting schedules on the pages indicated. The entries in column (c) should be restated to conform with the account requirements followed in column (b). The entries in short column (a1) should reflect total book liability at close of year. The entries in the short column (a2) should be deducted from those in column (a1) in order to obtain corresponding entries for column (b). All contra entries hereunder should be indicated in parenthesis.

Line No.	Account or item (a)	Balance at close of year (b)	Balance at beginning of year (c)
<b>CURRENT LIABILITIES</b>			
51	(751) Loans and notes payable (p. 26)		
52	(752) Traffic car service and other balances—Cr.	44,342	2,304
53	(753) Audited accounts and wages payable	126,477	189,149
54	(754) Miscellaneous accounts payable	3,843	<78>
55	(755) Interest matured unpaid		
56	(756) Dividends matured unpaid		
57	(757) Unmatured interest accrued		
58	(758) Unmatured dividends declared		
59	(759) Accrued accounts payable	86,259	64,155
60	(760) Federal income taxes accrued	170,436	184,392
61	(761) Other taxes accrued	69,532	60,650
62	(762) Deferred income tax credits (p. 10A)		
63	(763) Other current liabilities	58,299	31,311
64	Total current liabilities (exclusive of long-term debt due within one year)	559,188	531,883
<b>LONG-TERM DEBT DUE WITHIN ONE YEAR</b>			
	(a1) Total issued	(a2) Held by or for respondent	
65	(764) Equipment obligations and other debt (pp. 11 and 14)		
	<b>LONG-TERM DEBT DUE AFTER ONE YEAR</b>	(a1) Total issued	(a2) Held by or for respondent
66	(765) Funded debt unmatured (p. 11)		
67	(766) Equipment obligations (p. 14)		
68	(767) Receivers' and Trustees' securities (p. 11)		
69	(768) Debt in default (p. 26)		
70	(769) Amounts payable to affiliated companies (p. 14)		
71	Total long-term debt due after one year	50,167	60,542
<b>RESERVES</b>			
72	(771) Pension and welfare reserves		
73	(772) Insurance reserves		4,477
74	(774) Casualty and other reserves	535	27,458
75	Total reserves	535	28,935
<b>OTHER LIABILITIES AND DEFERRED CREDITS</b>			
76	(781) Interest in default		
77	(782) Other liabilities	54,838	52,978
78	(783) Unamortized premium on long-term debt		
79	(784) Other deferred credits (p. 26)	463	463
80	(785) Accrued liability—Leased property (p. 23)		
81	(786) Accumulated deferred income tax credits (p. 10A)		
82	Total other liabilities and deferred credits	55,301	53,441
<b>SHAREHOLDERS' EQUITY</b>			
	(a1) Total issued	(a2) Nominally issued securities	
83	(791) Capital stock issued: Common stock (p. 11)		
84	Preferred stock (p. 11)		
85	Total		
86	(792) Stock liability for conversion		
87	(793) Discount on capital stock		
88	Total capital stock	413,452	413,452
<b>Capital surplus</b>			
89	(794) Premiums and assessments on capital stock (p. 25)		
90	(795) Paid-in-surplus (p. 25)		
91	(796) Other capital surplus (p. 25)		
92	Total capital surplus		

Continued on page 5A



## 200. COMPARATIVE GENERAL BALANCE SHEET—LIABILITIES AND SHAREHOLDERS' EQUITY—Continued

		<i>Retained income</i>	
93	(797) Retained income—Appropriated (p. 25) _____		
94	(798) Retained income—Unappropriated (p. 10) _____	3,135,238	2,980,104
95	Total retained income _____	3,135,238	2,980,104
		<b>TREASURY STOCK</b>	
96	(798.5) Less-Treasury stock _____		
97	Total shareholders' equity _____	354,869	
98	<b>TOTAL LIABILITIES AND SHAREHOLDERS' EQUITY</b> _____	4,224,256	4,078,732

Note.—See page 6 for explanatory notes, which are an integral part of the Comparative General Balance Sheet.

## COMPARATIVE GENERAL BALANCE SHEET—EXPLANATORY NOTES

The notes listed below are provided for the purpose of disclosing supplementary information concerning matters which have an important effect on the financial condition of the carrier. The carrier shall give the particulars called for herein and where there is nothing to report, insert the word, "None"; and in addition thereto shall enter in separate notes with suitable particulars other matters involving material amounts of the character commonly disclosed in financial statements under generally accepted accounting and reporting principles, except as shown in other schedules. This includes explanatory statements explaining (1) the procedure in accounting for pension funds including payments to trustees and recording in the accounts pension costs, indicating whether or not consistent with the prior year, and state the amount; as nearly as practicable, of unfunded past service cost; (2) service interruption insurance policies and indicate the amount of indemnity to which respondent will be entitled for work stoppage losses and the maximum amount of additional premium respondent may be obligated to pay in the event such losses are sustained by other railroads; (3) particulars concerning obligations for stock purchase options granted to officers and employees; and (4) what entries have been made for net income or retained income restricted under provisions of mortgages and other arrangements.

1. Show under the estimated accumulated tax reductions realized during current and prior years under section 168 (formerly section 124—A) and under section 167 of the Internal Revenue Code because of accelerated amortization of emergency facilities and accelerated depreciation of other facilities and also depreciation deductions resulting from the use of the new guideline lives, since December 31, 1961, pursuant to Revenue Procedure 62-21 in excess of recorded depreciation. The amount to be shown in each case is the net accumulated reductions in taxes realized less subsequent increases in taxes due to expired or lower allowances for amortization or depreciation as a consequence of accelerated allowances in earlier years. Also, show the estimated accumulated net income tax reduction realized since December 31, 1961, because of the investment tax credit authorized in the Revenue Act of 1962. In the event provision has been made in the accounts through appropriations of surplus or otherwise for the contingency of increase in future tax payments, the amounts thereof and the accounting performed should be shown.

(a) Estimated accumulated net reduction in Federal income taxes since December 31, 1949, because of accelerated amortization of emergency facilities in excess of recorded depreciation under section 168 (formerly section 124—A) of the Internal Revenue Code None

(b) Estimated accumulated savings in Federal income taxes resulting from computing book depreciation under Commission rules and computing tax depreciation using the items listed below \$ None

—Accelerated depreciation since December 31, 1953, under section 167 of the Internal Revenue Code.

—Guideline lives since December 31, 1961, pursuant to Revenue Procedure 62-21.

—Guideline lives under Class Life System (Asset Depreciation Range) since December 31, 1970, as provided in the Revenue Act of 1971.

(c) Estimated accumulated net income tax reduction utilized since December 31, 1961, because of the investment tax credit authorized in the Revenue Act of 1962, as amended \$ 81,718

(d) Estimated accumulated net reduction in Federal income taxes because of accelerated amortization of certain rolling stock since December 31, 1969, under provisions of Section 184 of the Internal Revenue Code \$ None

(e) Estimated accumulated net reduction of Federal income taxes because of amortization of certain right-of-way investment since December 31, 1969, under the provisions of Section 185 of the Internal Revenue Code \$ None

2. Amount of accrued contingent interest on funded debt recorded in the balance sheet:

Description of obligation

Year accrued

Account No.

Amount

No interest is paid on our funded debt.

\$ None

\$ None

3. As a result of dispute concerning the recent increase in per diem rates for use of freight cars interchanged, settlement of disputed amounts has been deferred awaiting final disposition of the matter. The amounts in dispute for which settlement has been deferred are as follows:

Item	As recorded on books				Amount not recorded
	Amount in dispute	Account used			
		Debit	Credit		
Per diem receivable	\$ <u>None</u>			\$	
Per diem payable	<u>None</u>				
Net amount	\$ <u>None</u>	xxxxxxx	xxxxxxx	\$ <u>None</u>	

4. Amount (estimated, if necessary) of net income, or retained income which has to be provided for capital expenditures, and for sinking and other funds pursuant to provisions of reorganization plans, mortgages, deeds of trust, or other contracts \$ None

5. Estimated amount of future earnings which can be realized before paying Federal income taxes because of unused and available net operating loss carryover on January 1 of the year following that for which the report is made \$ None



## 300. INCOME ACCOUNT FOR THE YEAR

1. Give the Income Account of the respondent for the year in accordance with the rules prescribed in the Uniform System of Accounts for Railroad Companies. All contra entries hereunder should be indicated in parentheses.

2. Any unusual accruals involving substantial amounts included in column (b) on lines 7 to 57, inclusive, should be fully explained in a footnote.

3. Line 28 includes only dividends from investments accounted for under the cost method. Line 34 includes only dividends accounted for under the equity method. Line 35 includes the undistributed earnings from investments accounted for under the equity method. Line 36 represents the earnings (losses) of investee companies accounted for under the equity method.

Line No.	Item (a)	Amount for current year (b)
	<b>ORDINARY ITEMS</b>	\$
	<b>OPERATING INCOME</b>	
	<b>RAILWAY OPERATING INCOME</b>	
1	(501) Railway operating revenues (p. 27)	1,942,374
2	(531) Railway operating expenses (p. 28)	1,484,193
3	Net revenue from railway operations	458,181
4	(532) Railway tax accruals	367,107
5	(533) Provision for deferred taxes	
6	Railway operating income	91,074
	<b>RENT INCOME</b>	
7	(503) Hire of freight cars and highway revenue equipment—Credit balance	11,669
8	(504) Rent from locomotives	
9	(505) Rent from passenger-train cars	
10	(506) Rent from floating equipment	
11	(507) Rent from work equipment	4,328
12	(508) Joint facility rent income	217
13	Total rent income	15,976
	<b>RENTS PAYABLE</b>	
14	(536) Hire of freight cars and highway revenue eq Debit balance	99,318
15	(537) Rent for locomotives	2,577
16	(538) Rent for passenger-train cars	
17	(539) Rent for floating equipment	
18	(540) Rent for work equipment	
19	(541) Joint facility rents	
20	Total rents payable	101,895
21	Net rents (line 13 less line 20)	85,919
22	Net railway operating income (lines 6,21)	5,155
	<b>OTHER INCOME</b>	
23	(502) Revenues from miscellaneous operations (p. 28)	
24	(509) Income from lease of road and equipment (p. 31)	
25	(510) Miscellaneous rent income (p. 29)	8,104
26	(511) Income from nonoperating property (p. 30)	266
27	(512) Separately operated properties—Profit	
28	(513) Dividend income (from investments under cost only)	
29	(514) Interest income	125,166
30	(516) Income from sinking and other reserve funds	
31	(517) Release of premiums on funded debt	
32	(518) Contributions from other companies (p. 31)	
33	(519) Miscellaneous income (p. 29)	(a) 17,643
34	Dividend income (from investments under equity only)	\$ xxxxxx
35	Undistributed earnings (losses)	xxxxxx
36	Equity in earnings (losses) of affiliated companies (lines 34,35)	
37	Total other income	150,647
38	Total income (lines 22,37)	155,802
	<b>MISCELLANEOUS DEDUCTIONS FROM INCOME</b>	
39	(534) Expenses of miscellaneous operations (p. 28)	
40	(535) Taxes on miscellaneous operating property (p. 28)	
41	(543) Miscellaneous rents (p. 29)	
42	(544) Miscellaneous tax accruals	216
43	(545) Separately operated properties—Loss	

## 300. INCOME ACCOUNT FOR THE YEAR—Continued

Line No.	Item (a)	Amount for current year (b)
		\$
44	(549) Maintenance of investment organization _____	
45	(550) Income transferred to other companies (p. 31) _____	
46	(551) Miscellaneous income charges (p. 29) _____	452
47	Total miscellaneous deductions _____	668
48	Income available for fixed charges (lines 38, 47) _____	155,134
	<b>FIXED CHARGES</b>	
49	(542) Rent for leased roads and equipment _____	
	(546) Interest on funded debt:	
50	(a) Fixed interest not in default _____	
51	(b) Interest in default _____	
52	(547) Interest on unfunded debt _____	
53	(548) Amortization of discount on funded debt _____	
54	Total fixed charges _____	
55	Income after fixed charges (lines 48,54) _____	155,134
	<b>OTHER DEDUCTIONS</b>	
	(546) Interest on funded debt:	
56	(c) Contingent interest _____	
57	Ordinary income (lines 55,56) _____	155,134
	<b>EXTRAORDINARY AND PRIOR PERIOD ITEMS</b>	
58	(570) Extraordinary items—Net Credit (Debit) (p. 9) _____	
59	(580) Prior period items—Net Credit (Debit)(p. 9) _____	
60	(590) Income taxes on extraordinary and prior period items—Debit (Credit) (p. 9) _____	
61	(591) Provision for deferred taxes—Extraordinary and prior period period items _____	
62	Total extraordinary and prior period items—Credit (Debit) _____	
63	Net income transferred to Retained Income—Unappropriated (lines 57,62) _____	155,134

NOTE.—See page 9 for explanatory notes, which are an integral part of the Income Account for the Year.



**300. INCOME ACCOUNT FOR THE YEAR—EXPLANATORY NOTES**

The space below is provided for the purpose of disclosing additional information concerning items of income for the current year. Each carrier shall give the particulars of items herein. Enter in separate notes with suitable explanation, amounts included in income accounts in connection with any unusual and material accrual or changeover in accounting practice and other matters of the character commonly disclosed in financial statements under generally accepted accounting and reporting principles. Minor items which have no consequential effect on net income for the year need not be reported. If carrier has nothing to report, insert the word "None." The explanation of items included in accounts 570, "Extraordinary items"; 580, "Prior period items"; and 590 "Income taxes on extraordinary and prior period items" are to be disclosed in notes and remarks section below.

- 64 Indicate method elected by carrier, as provided in the Revenue Act of 1971, to account for the investment tax credit.  
Flow-through \_\_\_\_\_ Deferral \_\_\_\_\_
- 65 If flow-through method was elected, indicate net decrease (or increase) in tax accrual because of investment tax credit \$ None
- 66 If deferral method was elected, indicate amount of investment tax credit utilized as a reduction of tax liability for current year \_\_\_\_\_ \$ None
- 67 Deduct amount of current year's investment tax credit applied to reduction of tax liability but deferred for accounting purposes \_\_\_\_\_ (\$ None)
- 68 Balance of current year's investment tax credit used to reduce current year's tax accrual \_\_\_\_\_ \$ None
- 69 Add amount of prior year's deferred investment tax credits being amortized and used to reduce current year's tax accrual \_\_\_\_\_ \$ None
- 70 Total decrease in current year's tax accrual resulting from use of investment tax credits \_\_\_\_\_ \$ None
- 71 In accordance with Docket No. 34178 (Sub-No. 2), show below the effect of deferred taxes on prior years net income as reported in annual reports to the Commission. Debit amounts in column (b) and (d), and credit amounts in column (c) should be indicated by parentheses.

Year (a)	Net income as reported (b)	Provision for deferred taxes (c)	Adjusted net income (d)
1973 <u>None</u>	\$	\$	\$
1972 <u>None</u>			
1971 <u>None</u>			

**NOTES AND REMARKS**

**305. RETAINED INCOME—UNAPPROPRIATED**

1. Show hereunder the items of the Retained Income Accounts of the respondent for the year, classified in accordance with the Uniform System of Accounts for Railroad Companies.

2. All contra entries hereunder should be indicated in parentheses.

3. Indicate under "Remarks" the amount of assigned Federal income tax consequences, accounts 606 and 616.

4. Segregate in column (c) all amounts applicable to the equity in undistributed earnings (losses) of affiliated companies based on the equity method of accounting.

5. Line 2 (line 6 if debit balance), column (c), should agree with line 35, column (b), schedule 300. The total of columns (b) and (c), lines 2 and 6, should agree with line 63, column (b), schedule 300.

6. Include in column (b) only amounts applicable to Retained Income *exclusive* of any amounts included in column (c).

Line No.	Item	Retained income—Unappropriated	Equity in undistributed earnings (losses) of affiliated companies
	(a)	(b)	(c)
1	Balances at beginning of year	\$2,980,104	\$None
	<b>CREDITS</b>		
2	(602) Credit balance transferred from income	194,150	
3	(606) Other credits to retained income†		
4	(622) Appropriations released		
5	Total	194,150	
	<b>DEBITS</b>		
6	(612) Debit balance transferred from income	39,016	
7	(616) Other debits to retained income		
8	(620) Appropriations for sinking and other reserve funds		
9	(621) Appropriations for other purposes		
10	(623) Dividends		
11	Total	39,016	
12	Net increase (decrease) during year (Line 5 minus line 11)	155,134	None
13	Balances at close of year (Lines 1 and 12)	3,135,238	
14	Balance from line 13 (c)	None	XXXXXX
15	Total unappropriated retained income and equity in undistributed earnings (losses) of affiliated companies at end of year	3,135,238	XXXXXX
	<b>Remarks</b>		
16	Amount of assigned Federal income tax consequences: Account 606	None	XXXXXX
17	Account 616	None	XXXXXX
†Show principal items in detail.			



## 350. RAILWAY TAX ACCRUALS

1. In Sections A and B show the particulars called for with respect to net accruals of taxes on railroad property and U.S. Government taxes charged to account 532, "Railway tax accruals" of the respondent's Income account for the year.

2. In Section C show an analysis and distribution of Federal income taxes.

A. Other than U.S. Government Taxes			B. U.S. Government Taxes		
Line No.	Name of State (a)	Amount (b)	Kind of tax (a)	Amount (b)	Line No.
1	State of California	\$ 103,612	Income taxes:	\$	
2	Wisconsin Property Taxes	2,229	Normal tax and surtax	148,056	11
3			Excess profits		12
4			Total—Income taxes	148,056	13
5			Old-age retirement	102,537	14
6			Unemployment insurance	10,673	15
7			All other United States Taxes		16
8			Total—U.S. Government taxes	261,266	17
9			Grand Total—Railway Tax Accruals		
10	Total—Other than U.S. Government Taxes	105,841	(account 532)	367,107	18

## C. Analysis of Federal Income Taxes

1. In column (a) are listed the particulars which most often cause a differential between taxable income and pretax accounting income. Other particulars which cause such a differential should be listed under the caption "Other", including State and other taxes deferred if computed separately. Minor items each less than \$100,000 may be combined in a single entry under "Other".

2. Indicate in column (b) the beginning of the year total of accounts 714, 744, 762 and 786 applicable to each particular item in column (a).

3. Indicate in column (c) the net change in accounts 714, 744, 762 and 786 for the net tax effect of timing differences originating and reversing in the current accounting period.

4. Indicate in column (d) any adjustments, as appropriate, including adjustments to eliminate or reinstate deferred tax effects (credits or debits) due to applying or recognizing a loss carry-forward or a loss carry-back.

5. The total of line 28 in columns (c) and (d) should agree with the total of the contra charges (credits) to account 533, provision for deferred taxes, and account 551, provision for deferred taxes—extraordinary and prior period items, for the current year.

6. Indicate in column (e) the cumulative total of columns (b), (c), and (d). The total of column (e) must agree with the total of accounts 714, 744, 762 and 786.

Line No.	Particulars (a)	Beginning of Year Balance (b)	Net Credits (Charges) for Current Year (c)	Adjustments (d)	End of Year Balance (e)
19	Accelerated depreciation, Sec. 167 I.R.C.: Guideline lives pursuant to Rev. Proc. 62-21				
20	Accelerated amortization of facilities Sec. 168 I.R.C.				
21	Accelerated amortization of rolling stock, Sec. 184 I.R.C.				
22	Amortization of rights of way, Sec. 185 I.R.C.				
23	Other (Specify)				
24					
25					
26					
27	Investment tax credit				
28	TOTALS	None			None

## Notes and Remarks

**Schedule 202.—COMPENSATING BALANCES AND SHORT-TERM BORROWING ARRANGEMENTS**

Using the following notes as a guideline, show the requirements of compensating balances and short-term borrowing arrangements. Footnote disclosure is required even though the arrangement is not reduced to writing.

1. Disclose compensating balances not legally restricted, lines of credit used and unused, average interest rate of short-term borrowings outstanding at balance sheet date, maximum amount of outstanding borrowings during the period and the weighted average rate of those borrowings.
2. Time deposits and certificates of deposit where not included elsewhere as part of compensating balances should be disclosed.
3. Compensating balance arrangements need only be disclosed for the latest fiscal year.
4. Compensating balances under an agreement which legally restricts the use of such funds should be included in Schedule 203, account 703, Special deposits.
5. Compensating balance arrangements are sufficiently material to require disclosure or segregation when the aggregate of written and oral agreement balances amount to 15 percent or more of liquid assets (current cash balanced, restricted and unrestricted plus marketable securities).
6. When a carrier is not in compliance with a compensating balance requirement that fact should be disclosed along with stated and possible sanctions whenever such possible sanctions may be immediate (not vague or unpredictable) and material.



## Schedule 203.—SPECIAL DEPOSITS

Show separately each cash deposit of \$10,000 or more reflected in account 703 at the close of the year. Items of less than \$10,000 may be combined in a single entry and described as "Minor items less than \$10,000."

Line No.	Purpose of deposit (a)	Balance at close of year (b)
		\$
	Interest special deposits:	
1		<i>None</i>
2		
3		
4		
5		
6	Total	
	Dividend special deposits:	
7		<i>None</i>
8		
9		
10		
11		
12	Total	
	Miscellaneous special deposits:	
13		<i>None</i>
14		
15		
16		
17		
18	Total	
	Compensating balances legally restricted:	
19		<i>None</i>
20		
21		
22		
23		
24	Total	

## NOTES AND REMARKS



## 6570. FUNDED DEBT UNMATURED

Give particulars of the various issues of securities in accounts Nos. 764, "Equipment obligations and other debt due within one year" (excluding equipment obligations), and 765, "Funded debt unmatured," at close of the year. Funded debt, as here used, comprises all obligations maturing later than one year after date of issue in accordance with the instructions in the Uniform System of Accounts for Railroad Companies. Show

each issue separately, and make all necessary explanations in footnotes. For the purposes of this report, securities are considered to be *actually issued* when sold to a bona fide purchaser for valuable consideration, and such purchaser holds free from control by the respondent. All securities actually issued and not reacquired by or for the respondent are considered to be *actually outstanding*. It should be noted that section 20a of the

Interstate Commerce Act makes it unlawful for a carrier to issue or assume any securities, unless and until, and then only to the extent that the Commission by order authorizes such issue or assumption. Entries in columns (A) and (I) should include interest accrued on funded debt reacquired, matured during the year, even though no portion of the issue is outstanding at the close of the year.

[illegible]

## 590. CAPITAL STOCK

Give the particulars called for concerning the several classes and issues of capital stocks of the respondent outstanding at the close of the year, and make all necessary explanations in footnotes. For definition of securities *actually issued* and *actually outstanding* see section 20a of the Interstate Commerce Act makes it unlawful for a carrier to

issue or assume any securities, unless and until, and then only to the extent that, the Commission by order authorizes such issue or assumption.

Line No.	Class of stock (a)	Date issue was authorized* (b)	Par value per share (c)	Authorized* (d)	Authenticated (e)	Par value of par value or shares of nonpar stock			Actually outstanding at close of year			
						Nominally issued and held by or for respondent pledged securities by symbol "P" (f)	Total amount actually issued (g)	Reacquired and held by or for respondent pledged securities by symbol "P" (h)	Par value of par-value stock (i)	Shares Without Par Value		
										Book value	Book value	
1	Common	6/6/45	Non-par 4,950.00	\$		\$	4,950.00	\$ 6.048	Non-par	11,827	\$ 413.452	
2												
3												
4												
5	Par value of par value or book value of nonpar stock canceled: Nominally issued, \$ <u>None</u> .											
6	Amount of receipts outstanding at the close of the year for installments received on subscriptions for stocks, <u>None</u> .											
7	Purpose for which issue was authorized* <u>Exchange from par value ICC finance docket #14940 dated 6/6/45</u>											

595. RECEIVERS' AND TRUSTEES' SECURITIES

Give particulars of evidences of indebtedness issued and payment of equipment obligations assumed by receivers and trustees under orders of a court as provided for in account No. 767, "Receivers' and trustees' securities." For definition of securities actually issued or actually outstanding see instructions for schedule 670.

Line No.	Name and character of obligation	Nominal date of issue	Date of maturity	Interest provisions		Total par value authorized †	Total par value held by or for respondent at close of year		Total par value actually outstanding at close of year	Interest during year	
				Rate per annum	Dates due		Nominally issued	Nominally outstanding		Accrued	Actually paid
1	None					\$	\$	\$	\$		\$
2											
3											
4											
					Total						

the State Board of Railroad Commissioners, or other public authority, if any, having control over the issue of securities; if no public authority has such control, state the purpose and amounts as authorized by the board of directors and approved by stockholders

Atchison Topeka & Santa Fe	3,456
Boston & Maine	7,626
CANADIAN PACIFIC	4,283
Central of New Jersey	495
Chesapeake & Ohio	8,020
Chicago, Milwaukee, St. Paul & Pacific	6,252
GRAND TRUNK WESTERN	49
Lehigh & New England	317
Norfolk & Western	5,613
Penn Central	15,164
Pennsylvania Reading & Seashore Line	1,394
Southern	5,509
Union Pacific	2,181
SACRAMENTO NORTHERN	1
Toledo Terminal	82
Transport Leasing	7
Sea-Land Service	3
AKRON CANTON & Youngstown	82
U.S. Plywood	1
SEA-LAND	7

670 Funded Debt Unmatured - TOTAL

60,542



## 701. ROAD AND EQUIPMENT PROPERTY

1. Give particulars of changes during the year in accounts 731, "Road and equipment property," and 732, "Improvements on leased property," classified in accordance with the Uniform System of Accounts for Railroad Companies.

2. Gross charges during the year should include disbursements made for the specific purpose of purchasing, constructing, and equipping new lines, extensions of old lines, and for additions and betterments. Both the debit and credit involved in each transfer, adjustment, or clearance, between road and equipment accounts, should be included in columns (c) and (d), as may be appropriate, depending on the nature of the item. Adjustments in excess of \$100,000 should be

explained. All changes made during the year should be analyzed by primary accounts.

3. Report on line 35 amounts not includable in the primary road accounts. The items reported should be briefly identified and explained in a footnote on page 12. Amounts should be reported on this line only under special circumstances, usually after permission is obtained from the Commission for exceptions to prescribed accounting. Reference to such authority should be made when explaining the amounts reported. Respondents must not make arbitrary changes to the row or column headings without specific authority from the Commission.

Line No.	Account (a)	Balance at beginning of year (b)	Gross charges during year (c)	Credits for property retired during year (d)	Balance at close of year (e)
1	(1) Engineering	85,565			85,565
2	(2) Land for transportation purposes	103,166			103,166
3	(2 1/2) Other right-of-way expenditures	10,000			10,000
4	(3) Grading	885,223			885,223
5	(5) Tunnels and subways				
6	(6) Bridges, trestles, and culverts	376,288			376,288
7	(7) Elevated structures				
8	(8) Ties	489,376			489,376
9	(9) Rails	676,210			676,210
10	(10) Other track material	399,995			399,995
11	(11) Ballast	120,685			120,685
12	(12) Track laying and surfacing	719,903			719,903
13	(13) Fences, snowsheds, and signs	3,896			3,896
14	(16) Station and office buildings	100,727			100,727
15	(17) Roadway buildings	18,004			18,004
16	(18) Water stations	4,747			4,747
17	(19) Fuel stations	1,129			1,129
18	(20) Shops and enginehouses	203,727			203,727
19	(21) Grain elevators				
20	(22) Storage warehouses				
21	(23) Wharves and docks				
22	(24) Coal and ore wharves				
23	(25) TOFC/COFC terminals	2,263			2,263
24	(26) Communication systems	37,517			37,517
25	(27) Signals and interlockers	7,396			7,396
26	(29) Power plants				
27	(31) Power-transmission systems				
28	(35) Miscellaneous structures				
29	(37) Roadway machines	89,940	64		89,940
30	(38) Roadway small tools	1,785			1,785
31	(39) Public improvements—Construction	4,997			4,997
32	(43) Other expenditures—Road				
33	(44) Shop machinery	92,320			92,320
34	(45) Power-plant machinery				
35	Other (specify and explain)				
36	Total Expenditures for Road	4,434,589	64		4,434,653
37	(52) Locomotives	1,056,818			1,056,818
38	(53) Freight-train cars	44,776			44,776
39	(54) Passenger-train cars	2,060			2,060
40	(55) Highway revenue equipment				
41	(56) Floating equipment				
42	(57) Work equipment	72,931			72,931
43	(58) Miscellaneous equipment	57,810	5,483		57,810
44	Total Expenditures for Equipment	1,228,012	5,483		1,234,395
45	(71) Organization expenses	5,126			5,126
46	(76) Interest during construction	14,714			14,714
47	(77) Other expenditures—General				
48	Total General Expenditures	19,840			19,840
49	Total				
50	(80) Other elements of investment				
51	(90) Construction work in progress				
52	Grand Total	5,683,341	5,547		5,688,888

## 801. PROPRIETARY COMPANIES

Give particulars called for regarding each inactive proprietary corporation of the respondent (i.e., one of whose outstanding stocks or obligations are held by or for the respondent without any accounting to the said proprietary corporation). It may also include such line when the actual title to all of the outstanding stocks or obligations rests in a corporation controlled by or controlling the respondent, but in the case of any such securities should be fully set forth in a footnote.

Line No.	Name of proprietary company (a)	MILEAGE OWNED BY PROPRIETARY COMPANY					Investment in transportation property (accounts Nos. 731 and 732) (g)	Capital stock (account No. 791) (h)	Unmatured funded debt (account No. 765) (i)	Debt in default (account No. 768) (j)	Amounts payable to affiliated companies (account No. 769) (k)
		Road (b)	Second and additional main tracks (c)	Passing tracks, crossovers, and turnouts (d)	Way switching tracks (e)	Yard switching tracks (f)					
1	None						\$	\$	\$	\$	\$
2											
3											
4											
5											

## 901. AMOUNTS PAYABLE TO AFFILIATED COMPANIES

Give full particulars of the amounts payable by the respondent to affiliated companies, as defined in connection with account No. 769, "Amounts payable to affiliated companies," in the Uniform System of Accounts for Railroad Companies. If any such debt is evidenced by notes, each note should be separately shown in column (a). Entries outstanding at the close of the year. Show, also, in a footnote, particulars of interest charged to cost of property negotiable debt retired during the year, even though no portion of the issue remained.

Line No.	Name of creditor company (a)	Rate of interest (b)	Balance at beginning of year (c)	Balance at close of year (d)	Interest accrued during year (e)	Interest paid during year (f)
1	None	%	\$	\$	\$	\$
2						
3						
4						
5						
6	Total					

## 902. EQUIPMENT COVERED BY EQUIPMENT OBLIGATIONS

Give the particulars called for regarding the equipment obligations included in the balance outstanding in accounts Nos. 764, "Equipment obligations and other debt due within one year," and 766, "Equipment obligations," at the close of the year. In column (a) show the name by which the equipment obligation is designated and in column (b) show the classes of equipment and the number of units covered by the obligation together with other details of identification. In column (c) show current rate of interest, in column (d) show the contract price at which the equipment is acquired, and in column (e) the amount of cash price upon acceptance of the equipment.

Line No.	Designation of equipment obligation (a)	Description of equipment covered (b)	Current rate of interest (c)	Contract price of equipment acquired (d)	Cash paid on acceptance of equipment (e)	Actually outstanding at close of year (f)	Interest accrued during year (g)	Interest paid during year (h)
1	None		%	\$	\$	\$	\$	\$
2								
3								
4								
5								
6								
7								
8								
9								
10								



# GENERAL INSTRUCTIONS CONCERNING RETURNS IN SCHEDULES 1001 AND 1002

1. Schedules 1001 and 1002 should give particulars of stocks, bonds, other secured obligations, unsecured notes, and investment advances of other corporations held by respondent at the close of the year specifically as investments, including obligations of the United States, of a State or local government, or of an individual, so held, in accounts Nos. 715, "Sinking funds"; 716, "Capital and other reserve funds"; 721, "Investments in affiliated companies"; 722, "Other investments"; and 717, "Insurance and other funds"; investments made, disposed of, or written down during the year; and dividends and interest credited to income. Securities of affiliated companies are reportable in schedule No. 1001. Securities of non-affiliated companies are reportable in schedule No. 1002, however, investments included in account Nos. 715, 716 and 717 held by trustees in lieu of cash deposits required under the governing instrument are to be excluded from this schedule. If any advances reported are pledged, give particulars in a footnote. For definition of affiliated companies, see the rules governing account No. 721, "Investments in affiliated companies," in the Uniform System of Accounts for Railroad Companies.

2. These investments should be subdivided to show the book value pledged, unpledged, and held in fund accounts. Under "pledged" include the book value of securities recorded in accounts Nos. 721, "Investments in affiliated companies," and 722, "Other investments," which are deposited with some pledgee or other trustee, or held subject to the lien of a chattel mortgage, or subject to any other restriction or condition which makes them unavailable for general corporate purposes. "Unpledged" should include all securities held by or for the respondent free from any lien or restriction, recorded in the accounts mentioned above. Under "In sinking, insurance, and other funds" include the book value of securities recorded in accounts Nos. 715, "Sinking funds"; 716, "Capital and other reserve funds"; and 717, "Insurance and other funds."

3. List the investments in the following order and show a total for each group and each class of investments by account in numerical order:

(A) Stocks:

- (1) Carriers—active.
- (2) Carriers—inactive.
- (3) Noncarriers—active.
- (4) Noncarriers—inactive.

(B) Bonds (including U. S. Government Bonds):

(C) Other secured obligations:

(D) Unsecured notes:

(E) Investment advances:

4. The subclassification of classes (B), (C), (D), and (E) should be the same as that provided for class (A).

5. By carriers, as the term is here used, is meant companies owning or operating railroads, facilities auxiliary thereto such as bridges, ferries, union depots, and other terminal facilities, sleeping cars, parlor cars, dining cars, freight cars, stockyards, express service and facilities, electric railway highway motor vehicles, steamboats and other marine transportation equipment, pipe lines (other than those for transportation of water), and other instrumentalities devoted to the transportation of persons or property for hire. Telegraph and telephone companies are not meant to be included.

6. Noncarrier companies should, for the purposes of these schedules, include telephone companies, telegraph companies, mining companies, manufacturing companies, hotel companies, etc. Purely "holding companies" are to be classed as noncarrier companies, even though the securities held by such companies are largely or entirely those issued or assumed by carriers.

7. By an active corporation is meant one which maintains an organization for operating property or administering its financial affairs. An inactive corporation is one which has been practically absorbed in a controlling corporation, and which neither operates property nor administers its financial affairs; if it maintains an organization it does so only for the purpose of complying with legal requirements and maintaining title to property or franchises.

8. In case any adjustments in book values thereof have been made during the year, a detailed statement thereof should be given on page 38 of this form.

9. Classify the securities according to the classification given above, showing the subclass by means of letters and figures in columns (a) and (b). Indicate by means of an arbitrary mark in column (c) the obligation in support of which any security is pledged, mortgaged, or otherwise encumbered, giving names and other important particulars of such obligations in footnotes.

10. Entries in column (c) should show date of maturity of bonds and other evidences of indebtedness. Obligations of the same designation which mature serially may be reported as "Serially 19 \_\_\_\_ to 19 \_\_\_\_."

11. If the cost of any investment made during the year differs from the book value reported, explain the matter in a footnote. By "cost" is meant the consideration given minus accrued interest or dividends included therein.

12. These schedules should not include any securities issued or assumed by respondent.

## 1001. INVESTMENTS IN AFFILIATED COMPANIES (See page 15 for Instructions)

Line No.	Ac-count No.	Class No.	Name of issuing company and description of security held, also lien reference, if any	Extent of control	Investments at close of year	
					Book value of amount held at close of year:	
					Pledged (e)	Unpledged (f)
1	721 A(2)		McCloud River Trucking Company	100%		20,000
2	721 D(3)		Champion International Corporation	None		1,836,833
3						
4						
5						
6						
7						
8						
9						
10						

## 1002. OTHER INVESTMENTS (See page 15 for Instructions)

Line No.	Ac-count No.	Class No.	Name of issuing company or government and description of security held, also lien reference, if any	Investments at close of year	
				Book value of amount held at close of year:	
				Pledged (d)	Unpledged (e)
1			None		
2					
3					
4					
5					
6					
7					
8					
9					
10					
11					



## 1001. INVESTMENTS IN AFFILIATED COMPANIES—Concluded

Investments at close of year		Book value of investments made during year (i)	Investments disposed of or written down during year		Dividends or interest during year		Line No.
Book value of amount held at close of year			Book value* (j)	Selling price (k)	Rate (l)	Amount credited to income (m)	
In sinking, insurance, and other funds (g)	Total book value (h)						
\$	\$ 20,000	\$ None	\$ None	\$	%	\$ None	1
	1,836,833	100,000	None			125,166	2
							3
							4
							5
							6
							7
							8
							9
							10

## 1002. OTHER INVESTMENTS—Concluded

Investments at close of year		Book value of investments made during year (h)	Investments disposed of or written down during year		Dividends or interest during year		Line No.
Book value of amount held at close of year			Book value* (i)	Selling price (j)	Rate (k)	Amount credited to income (l)	
In sinking, insurance, and other funds (f)	Total book value (g)						
\$	\$ None	\$	\$	\$	%	\$	1
							2
							3
							4
							5
							6
							7
							8
							9
							10
							11

\*Identify all entries in this column which represent a reduction in the book value of securities by symbol and give full explanation in a footnote in each case.

**1003. INVESTMENTS IN COMMON STOCKS OF AFFILIATED COMPANIES**

## Undistributed Earnings From Certain Investments in Affiliated Companies

1. Report below the details of all investments in common stocks included in Account 721, Investments in Affiliated Companies, which qualify for the equity method under instruction 6-2, in the Uniform System of Accounts for Railroad Companies.
2. Enter in column (c) the amount necessary to retroactively adjust those investments qualifying for the equity method of accounting in accordance with instruction 6-2 (b)(11) of the Uniform System of Accounts for Railroad Companies.
3. Enter in column (d) the share of undistributed earnings (i.e., less dividends) or losses.
4. Enter in column (e) the amortization for the year of the excess of cost over equity in net assets (equity over cost) at date of acquisition. See instruction 6-2 (b)(4).
5. The total of column (g) must agree with column (b), line 21, schedule 200.
6. For definitions of "carrier" and "noncarrier," see general instructions 5 and 6 on page 15.

Line No.	Name of issuing company and description of security held (a)	Balance at beginning of year (b)	Adjustment for investments qualifying for equity method (c)	Equity in undistributed earnings (losses) during year (d)	Amortization during year (e)	Adjustment for investments disposed of or written down during year (f)	Balance at close of year (g)
1	Carriers: (List specifics for each company)	\$	\$	\$	\$	\$	\$
2	<i>None</i>						
3							
4							
5							
6							
7							
8							
9							
10							
11							
12							
13							
14							
15							
16							
17							
18	Total						
19	Noncarriers: (Show totals only for each column)						
20	Total (lines 18 and 19)						



NOTES AND REMARKS

# 1201. SECURITIES, ADVANCES, AND OTHER INTANGIBLES OWNED OR CONTROLLED THROUGH NONREPORTING CARRIER AND NONCARRIER SUBSIDIARIES

1. Give particulars of investments represented by securities and advances (including securities issued or assumed by respondent), and of other intangible property, indirectly owned or controlled by respondent through any subsidiary which does not report to the Commission under the provisions of Part 1 of the Interstate Commerce Act, without regard to any question of whether the company issuing the securities, or the obligor, is controlled by the subsidiary.

2. This schedule should include all securities, open account advances, and other intangible property owned or controlled by nonreporting companies shown in schedule 1001, as well as those owned or controlled by any other organization or individual whose action respondent is enabled to determine.

3. Investments in U. S. Treasury obligations may be combined in a single item.

Line No.	Class No.	Name of issuing company and security or other intangible thing in which investment is made (list on same line in second section and in same order as in first section)	Total book value of investments at close of the year	Book value of investments made during the year	Investments disposed of or written down during year	
					Book value (e)	Selling price (f)
1	A(2)	McCloud River Trucking Company	\$ 20,000	\$ None	\$ None	\$
2						
3						
4						
5						
6						
7						
8						
9						
10						
11						
12						
13						
14						
15						
16						
17						
18						
19						
20						
21						
22						
23						
24						

Line No.	Names of subsidiaries in connection with things owned or controlled through them					
	(g)					
1	None					
2						
3						
4						
5						
6						
7						
8						
9						
10						
11						
12						
13						
14						
15						
16						
17						
18						
19						
20						
21						



### 1302. DEPRECIATION BASE AND RATES—ROAD AND EQUIPMENT OWNED AND USED AND LEASED FROM OTHERS

1. Show in columns (b) and (c), for each primary account, the depreciation base used in computing the depreciation charges for the month of January and in column (c) and (d) show the depreciation base used in computing the depreciation charges for the month of December. In columns (d) and (e) show the composite rates used in computing the depreciation charges for the month of December, and on lines 29 and 37 of these columns show the composite percentage for all road and equipment accounts, respectively, ascertained by applying the primary account composite rates to the depreciation base used in computing the charges for December and dividing the total so computed by the total depreciation base for the same month. The depreciation base should not include the cost of equipment, used but not owned, when the rents therefor are included in the rent for equipment accounts Nos. 536 to 540, inclusive. It should include the cost of equipment owned and leased to others when the rents therefrom are included in the rent for equipment accounts Nos. 503 to 507, inclusive. The composite rates used should be those prescribed or otherwise authorized by the Commission, except that where the use of component rates has been authorized, the composite rates to be shown for the respective

primary accounts should be recomputed from the December charges developed by the use of the authorized rates. If any changes in rates were effective during the year, give full particulars in a footnote.

2. All leased properties may be combined and one composite rate computed for each primary account, or a separate schedule may be included for each such property.

3. Show in columns (e), (f), and (g), data applicable to property, used but not owned, when the rent therefor is included in account No. 542. Report data applicable to improvements to such property, the cost of which is included in account 732, in columns (b), (c) and (d).

4. If the depreciation base for accounts 1, 2, 1/2, 3, 5, and 39 includes nondepreciable property, a statement to that effect should be made in a footnote.

5. If depreciation accruals have been discontinued for any account, the depreciation base should be reported nevertheless in support of depreciation reserves. Authority for the discontinuance of accruals should be shown in a footnote indicating the account(s) affected.

Line No.	Account (a)	Owned and used			Leased from others		
		Depreciation base		Annual composite rate (percent) (d)	Depreciation base		Annual composite rate (percent) (g)
		At beginning of year (b)	At close of year (c)		At beginning of year (e)	At close of year (f)	
		\$	\$	%	\$	\$	%
	<b>ROAD</b>					None	
1	(1) Engineering	3,496	3,496	10			
2	(2) 1/2 Other right-of-way expenditures	219	219	10			
3	(3) Grading	22,545	22,545	10			
4	(5) Tunnels and subways						
5	(6) Bridges, trestles, and culverts	7,365	7,365	10			
6	(7) Elevated structures						
7	(13) Fences, snowsheds, and signs	735	735	10			
8	(16) Station and office buildings	6,961	6,961	10			
9	(17) Roadway buildings	56	56	10			
10	(18) Water stations						
11	(19) Fuel stations						
12	(20) Shops and enginehouses	12,961	12,961	10			
13	(21) Grain elevators						
14	(22) Storage warehouses						
15	(23) Wharves and docks						
16	(24) Coal and ore wharves						
17	(25) TOFC/COFC terminals	2,263	2,263	10			
18	(26) Communication systems						
19	(27) Signals and interlockers						
20	(29) Power plants						
21	(31) Power-transmission systems						
22	(35) Miscellaneous structures						
23	(37) Roadway machines	1,889	1,889	10			
24	(39) Public improvement—Construction	154	154	10			
25	(44) Shop machinery						
26	(45) Power-plant machinery						
27	All other road accounts						
28	Amortization (other than defense projects)						
29	Total road	58,644	58,644	10			
	<b>EQUIPMENT</b>						
30	(52) Locomotives						
31	(53) Freight-train cars						
32	(54) Passenger-train cars						
33	(55) Highway revenue equipment						
34	(56) Floating equipment						
35	(57) Work equipment	250	250	16.21			
36	(58) Miscellaneous equipment	250	250	16.21			
37	Total equipment	50,094	50,094				
38	Grand Total						

**1302. DEPRECIATION BASE AND RATES—ROAD AND EQUIPMENT OWNED AND USED AND LEASED FROM OTHERS**

1. Show in columns (b) and (e), for each primary account, the depreciation base used in computing the depreciation charges for the month of January and in columns (c) and (f) show the depreciation base used in computing the depreciation charges for the month of December; in columns (d) and (g) show the composite rates used in computing the depreciation charges for the month of December, and on lines 29 and 37 of these columns show the composite percentage for all road and equipment accounts, respectively, ascertained by applying the primary account composite rates to the depreciation base used in computing the charges for December and dividing the total so computed by the total depreciation base for the same month. The depreciation base should not include the cost of equipment, used but not owned, when the rents therefor are included in the rent for equipment accounts Nos. 536 to 540, inclusive. It should include the cost of equipment owned and leased to others when the rents therefrom are included in the rent for equipment accounts Nos. 503 to 507, inclusive. The composite rates used should be those prescribed or otherwise authorized by the Commission, except that where the use of component rates has been authorized, the composite rates to be shown for the respective

primary accounts should be recomputed from the December charges developed by the use of the authorized rates. If any changes in rates were effective during the year, give full particulars in a footnote.

2. All leased properties may be combined and one composite rate computed for each primary account, or a separate schedule may be included for each such property.

3. Show in columns (e), (f), and (g), data applicable to property, used but not owned, when the rent therefor is included in account No. 542. Report data applicable to improvements to such property, the cost of which is included in account 732, in columns (b), (c) and (d).

4. If the depreciation base for accounts 1, 2 1/2, 3, 5, and 39 includes nondepreciable property, a statement to that effect should be made in a footnote.

5. If depreciation accruals have been discontinued for any account, the depreciation base should be reported nevertheless in support of depreciation reserves. Authority for the discontinuance of accruals should be shown in a footnote indicating the account(s) affected.

Line No.	Account (a)	Owned and used			Leased from others		
		Depreciation base		Annual composite rate (percent) (d)	Depreciation base		Annual composite rate (percent) (g)
		At beginning of year (b)	At close of year (c)		At beginning of year (e)	At close of year (f)	
	<b>ROAD</b>	\$	\$	%	\$	\$	%
1	(1) Engineering						
2	(2) 1/2 Other right-of-way expenditures						
3	(3) Grading						
4	(5) Tunnels and subways						
5	(6) Bridges, trestles, and culverts						
6	(7) Elevated structures						
7	(13) Fences, snowsheds, and signs						
8	(16) Station and office buildings						
9	(17) Roadway buildings						
10	(18) Water stations						
11	(19) Fuel stations						
12	(20) Shops and enginehouses						
13	(21) Grain elevators						
14	(22) Storage warehouses						
15	(23) Wharves and docks						
16	(24) Coal and ore wharves						
17	(25) TOFC/COFC terminals						
18	(26) Communication systems						
19	(27) Signals and interlockers						
20	(29) Power plants						
21	(31) Power-transmission systems						
22	(35) Miscellaneous structures						
23	(37) Roadway machines						
24	(39) Public improvements—Construction						
25	(44) Shop machinery						
26	(45) Power-plant machinery						
27	All other road accounts						
28	Amortization (other than defense projects)	4,264,100	4,310,400				
29	Total road	4,264,100	4,310,400	See Note below			
	<b>EQUIPMENT</b>						
30	(52) Locomotives	1,056,818	1,056,818	6.07			
31	(53) Freight-train cars	45,939	45,939	4.92			
32	(54) Passenger-train cars	2,030	2,030	4.92			
33	(55) Highway revenue equipment						
34	(56) Floating equipment						
35	(57) Work equipment	69,776	69,776	3.80			
36	(58) Miscellaneous equipment	54,100	59,582	11.43			
37	Total equipment	1,228,663	1,234,145				
38	Grand Total	5,492,763	5,544,545				

Effective JAN. 1, 1955 AMORTIZATION ACCOUNTING WAS ESTABLISHED BASED ON THE LIFE OF KNOWN TIMBER RESERVES WITHIN THE AREA SERVED BY THE CARRIER. AUTHORITY FOR 1975 Chief Section of Accounting R.E. HAGEN letter dated 3/11/74 file ACA-CAW.



**1303. DEPRECIATION BASE AND RATES—ROAD AND EQUIPMENT LEASED TO OTHERS**

1. This schedule is to be used in cases where the related depreciation reserve is carried in the accounts of the respondent, and the rent therefrom is included in account No. 509.

2. Show in columns (b) and (c), for each primary account, the depreciation base used in computing the depreciation for the months of January and December, respectively, with respect to road and equipment owned by the respondent but leased to others, the depreciation charges for which are not includable in operating expenses of the respondent, but for which the depreciation reserve is recorded in the accounts of the respondent. If the base for road is other than the original cost or estimated original cost as found by the Commission's Bureau of Accounts, brought to a current date by the respondent from its Order No. 3 records and accounts, or is other than ledger value for equipment, a full explanation should be given.

3. In column (d) show the composite rates used in computing the depreciation for the month of December and on lines 28 and 36 of this column show the composite percentage for all road and equipment accounts, respectively, ascertained by applying the primary accounts composite rates to the depreciation base used in computing the depreciation for December and dividing the total so computed by the depreciation base.

4. If the depreciation base for accounts 1, 2 1/2, 3, 5, and 39 includes nondepreciable property, a statement to that effect should be made in a footnote.

5. If depreciation accruals have been discontinued for any account, the depreciation base should be reported nevertheless in support of depreciation reserves. Authority for the discontinuance of accruals should be shown in a footnote indicating the account(s) affected.

Line No.	Account (a)	Depreciation base		Annual composite rate (percent) (d)
		Beginning of year (b)	Close of year (c)	
		\$	\$	%
	<b>ROAD</b>			
1	(1) Engineering			
2	(2 1/2) Other right-of-way expenditures			
3	(3) Grading			
4	(5) Tunnels and subways			
5	(6) Bridges, trestles, and culverts			
6	(7) Elevated structures			
7	(13) Fences, snowsheds, and signs			
8	(16) Station and office buildings			
9	(17) Roadway buildings			
10	(18) Water stations			
11	(19) Fuel stations			
12	(20) Shops and enginehouses			
13	(21) Grain elevators			
14	(22) Storage warehouses			
15	(23) Wharves and docks			
16	(24) Coal and ore wharves			
17	(25) TOFC/COFC terminals			
18	(26) Communication systems			
19	(27) Signals and interlockers			
20	(29) Power plants			
21	(31) Power-transmission systems			
22	(35) Miscellaneous structures			
23	(37) Roadway machines			
24	(39) Public improvements—Construction			
25	(44) Shop machinery			
26	(45) Power-plant machinery			
27	All other road accounts			
28	Total road			
	<b>EQUIPMENT</b>			
29	(52) Locomotives			
30	(53) Freight-train cars			
31	(54) Passenger-train cars			
32	(55) Highway revenue equipment			
33	(56) Floating equipment			
34	(57) Work equipment			
35	(58) Miscellaneous equipment			
36	Total equipment			
37	Grand total			

## 1501. DEPRECIATION RESERVE—ROAD AND EQUIPMENT OWNED AND USED

1. Give the particulars called for hereunder with respect to credits and debits to account No. 735, "Accrued depreciation—Road and Equipment," during the year relating to road and equipment owned and used. This schedule should not include any entries for depreciation of equipment owned but not used, when the rents therefor are included in the rent for equipment accounts Nos. 536 to 540, inclusive. It should include entries for depreciation of equipment owned but not used when the rents therefrom are included in the rent for equipment accounts Nos. 503 to 507, inclusive. (See schedule 1502 for the reserve relating to road and equipment

owned but not used by the respondent.) If any entries are made for "Other credits" or "Other debits," state the facts occasioning such entries. A debit balance in column (b) or (g) for any primary account should be shown in red or designated "Dr."

2. If there is any inconsistency between the credits to the reserve as shown in column (c) and the charges to operating expenses, a full explanation should be given.

3. All credits or debits to the reserve representing amortization other than for defense projects, if a general amortization program has been authorized, should be entered on line 28.

Line No.	Account (a)	Balance at beginning of year (b)	Credits to reserve during the year		Debits to reserve during the year		Balance at close of year (g)
			Charges to operating expenses (c)	Other credits (d)	Retirements (e)	Other debits (f)	
		\$	\$	\$	\$	\$	\$
	<b>ROAD</b>						
1	(1) Engineering	1,077	350				1,427
2	(2 1/2) Other right-of-way expenditures	69	22				91
3	(3) Grading	6,770	2,255				9,025
4	(5) Tunnels and subways						
5	(6) Bridges, trestles, and culverts	2,460	736				3,196
6	(7) Elevated structures						
7	(13) Fences, snowsheds, and signs	232	73				305
8	(16) Station and office buildings	2,228	696				2,924
9	(17) Roadway buildings	19	5				24
10	(18) Water stations						
11	(19) Fuel stations						
12	(20) Shops and enginehouses	4,199	1,296				5,495
13	(21) Grain elevators						
14	(22) Storage warehouses						
15	(23) Wharves and docks						
16	(24) Coal and ore wharves						
17	(25) TOFC/COFC terminals	907	227				1,132
18	(26) Communication systems						
19	(27) Signals and interlockers						
20	(29) Power plants						
21	(31) Power-transmission systems						
22	(35) Miscellaneous structures	669	189				858
23	(37) Roadway machines	48	16				64
24	(39) Public improvements—Construction						
25	(44) Shop machinery*						
26	(45) Power-plant machinery*						
27	All other road accounts						
28	Amortization (other than defense projects)						
29	Total road	18,676	5,865				24,541
	<b>EQUIPMENT</b>						
30	(52) Locomotives	Dr. 1,807					Dr. 1,807
31	(53) Freight train cars	Dr. 1,160					Dr. 1,160
32	(54) Passenger train cars						
33	(55) Highway revenue equipment						
34	(56) Floating equipment	Dr. 190					Dr. 190
35	(57) Work equipment	Dr. 493	40				Dr. 453
36	(58) Miscellaneous equipment	Dr. 3,650	40				Dr. 3,610
37	Total equipment	5,100					5,100
38	Grand total	23,776	5,905				29,681

\*Chargeable to account 1223.



## 1501. DEPRECIATION RESERVE—ROAD AND EQUIPMENT OWNED AND USED

1. Give the particulars called for hereunder with respect to credits and debits to account No. 735, "Accrued depreciation—Road and Equipment," during the year relating to road and equipment owned and used. This schedule should not include any entries for depreciation of equipment, used but not owned, when the rents therefor are included in the rent for equipment accounts Nos. 536 to 540, inclusive. It should include entries for depreciation of equipment owned but not used when the rents therefrom are included in the rent for equipment accounts Nos. 503 to 507, inclusive. (See schedule 1502 for the reserve relating to road and equipment

owned but not used by the respondent.) If any entries are made for "Other credits" or "Other debits," state the facts occasioning such entries. A debit balance in column (b) or (g) for any primary account should be shown in red or designated "Dr."

2. If there is any inconsistency between the credits to the reserve as shown in column (c) and the charges to operating expenses, a full explanation should be given.

3. All credits or debits to the reserve representing amortization other than for defense projects, if a general amortization program has been authorized, should be entered on line 28.

Line No.	Account (a)	Balance at beginning of year (b)	Credits to reserve during the year		Debits to reserve during the year		Balance at close of year (g)
			Charges to operating expenses (c)	Other credits (d)	Retirements (e)	Other debits (f)	
	<b>ROAD</b>	\$	\$	\$	\$	\$	\$
1	(1) Engineering						
2	(2) 1/2) Other right-of-way expenditures						
3	(3) Grading						
4	(5) Tunnels and subways						
5	(6) Bridges, trestles, and culverts						
6	(7) Elevated structures						
7	(13) Fences, snowsheds, and signs						
8	(16) Station and office buildings						
9	(17) Roadway buildings						
10	(18) Water stations						
11	(19) Fuel stations						
12	(20) Shops and enginehouses						
13	(21) Grain elevators						
14	(22) Storage warehouses						
15	(23) Wharves and docks						
16	(24) Coal and ore wharves						
17	(25) TOFC/COFC terminals						
18	(26) Communication systems						
19	(27) Signals and interlockers						
20	(29) Power plants						
21	(31) Power-transmission systems						
22	(35) Miscellaneous structures						
23	(37) Roadway machines						
24	(39) Public improvements—Construction						
25	(44) Shop machinery*						
26	(45) Power-plant machinery*						
27	All other road accounts						
28	Amortization (other than defense projects)						
29	Total road	3,430,067	80,580				3,510,647
	<b>EQUIPMENT</b>						
30	(52) Locomotives	157,542	64,053				221,595
31	(53) Freight-train cars	55,960	2,261				58,221
32	(54) Passenger-train cars	325	365				690
33	(55) Highway revenue equipment						
34	(56) Floating equipment						
35	(57) Work equipment	38,264	2,652				40,916
36	(58) Miscellaneous equipment	32,336	5,682	800	5,751		33,067
37	Total equipment	284,427	75,013	800	5,751		354,489
38	Grand total	3,714,494	155,593	800	5,751		3,865,136

\*Chargeable to account 2223.

For Ahnapsee & Western Schedule 1501 see attached.

**1502. DEPRECIATION RESERVE—ROAD AND EQUIPMENT LEASED TO OTHERS**

1. This schedule is to be used in cases where the depreciation reserve is carried in the accounts of the respondent, and the rent therefrom is included in account No. 509.

2. Give the particulars called for hereunder with respect to credits and debits to account No. 735, "Accrued depreciation—Road and Equipment," during the year relating to road and equipment leased to others, the depreciation charges for which are not includable in operating ex-

penses of the respondent. (See schedule 1501 for the reserve relating to road and equipment owned and used by the respondent.)

3. If any entries are made for "Other credits" and "Other debits," state the facts occasioning such entries. A debit balance in columns (b) or (g) for any primary account should be shown in red or designated "Dr."

Line No.	Account (a)	Balance at beginning of year (b)	Credits to reserve during the year		Debits to reserve during the year		Balance at close of year (g)
			Charges to others (c)	Other credits (d)	Retirements (e)	Other debits (f)	
	<b>ROAD</b>	\$	\$	\$	\$	\$	\$
1	(1) Engineering						
2	(2 1/2) Other right-of-way expenditures						
3	(3) Grading						
4	(5) Tunnels and subways						
5	(6) Bridges, trestles, and culverts						
6	(7) Elevated structures						
7	(13) Fences, snowsheds, and signs						
8	(16) Station and office buildings						
9	(17) Roadway buildings						
10	(18) Water stations						
11	(19) Fuel stations						
12	(20) Shops and enginehouses						
13	(21) Grain elevators						
14	(22) Storage warehouses						
15	(23) Wharves and docks						
16	(24) Coal and ore wharves						
17	(25) TOFC/COFC terminals						
18	(26) Communication systems						
19	(27) Signals and interlockers						
20	(29) Power plants						
21	(31) Power-transmission systems						
22	(35) Miscellaneous structures						
23	(37) Roadway machines						
24	(39) Public improvements—Construction						
25	(44) Shop machinery						
26	(45) Power-plant machinery						
27	All other road accounts						
28	Total road						
	<b>EQUIPMENT</b>						
29	(52) Locomotives						
30	(53) Freight-train cars						
31	(54) Passenger-train cars						
32	(55) Highway revenue equipment						
33	(56) Floating equipment						
34	(57) Work equipment						
35	(58) Miscellaneous equipment						
36	Total equipment						
37	Grand total						



## 1503. DEPRECIATION RESERVE—ROAD AND EQUIPMENT LEASED FROM OTHERS

1. Give full particulars called for hereunder with respect to credits and debits to account No. 785, "Accrued depreciation—Leased property," during the year relating to road and equipment leased from others, the depreciation charges for which are includable in operating expenses of the respondent.

2. Show in column (c) amounts which were charged to operating expenses, and in column (f) show payments made to the lessor in settlement thereof. A full explanation should be given to all entries in columns (d) and (f).

3. Any inconsistency between the credits to the reserve as shown in column (c) and the charges to operating expenses should be fully explained.

4. Show in column (e) the debits to the reserve arising from retirements.

5. If settlement for depreciation is made currently between lessee and lessor, and no debits or credits to account No. 785 are made by the accounting company, show in column (c) the charges to operating expenses and in column (f) show payments made to the lessor in settlement thereof.

Line No.	Account (a)	Balance at beginning of year (b)	Credits to Reserve During The Year		Debits to Reserve During The Year		Balance at close of year (g)
			Charges to operating expenses (c)	Other credits (d)	Retirements (e)	Other debits (f)	
	<b>ROAD</b>	\$	\$	\$	\$	\$	\$
1	(1) Engineering						
2	(2 1/2) Other right-of-way expenditures						
3	(3) Grading						
4	(5) Tunnels and subways						
5	(6) Bridges, trestles, and culverts						
6	(7) Elevated structures						
7	(13) Fences, snowsheds, and signs						
8	(16) Station and office buildings						
9	(17) Roadway buildings						
10	(18) Water stations						
11	(19) Fuel stations						
12	(20) Shops and enginehouses						
13	(21) Grain elevators						
14	(22) Storage warehouses						
15	(23) Wharves and docks						
16	(24) Coal and ore wharves						
17	(25) TOFC/COFC terminals						
18	(26) Communication systems						
19	(27) Signals and interlocks						
20	(29) Power plants						
21	(31) Power-transmission systems						
22	(35) Miscellaneous structures						
23	(37) Roadway machines						
24	(39) Public improvements—Construction						
25	(44) Shop machinery*						
26	(45) Power-plant machinery*						
27	All other road accounts						
28	Total road						
	<b>EQUIPMENT</b>						
29	(52) Locomotives						
30	(53) Freight-train cars						
31	(54) Passenger-train cars						
32	(55) Highway revenue equipment						
33	(56) Floating equipment						
34	(57) Work equipment						
35	(58) Miscellaneous equipment						
36	Total Equipment						
37	Grand Total						

\*Chargeable to account 2223.

## 1605. AMORTIZATION OF DEFENSE PROJECTS—ROAD AND EQUIPMENT OWNED AND LEASED FROM OTHERS

1. Show in columns (b) to (e) the amount of base of road and equipment, property for which amortization reserve is provided in account No. 736, "Amortization of defense projects—Road and Equipment," of the respondent. If the amortization base is other than the ledger value stated in the investment account, a full explanation should be given.

2. Show in columns (f) to (i) the balance at the close of the year and all credits and debits during the year in reserve account No. 736, "Amortization of defense projects—Road and Equipment."

3. The information requested for "Road" by columns (b) through (i) may be shown by projects amounting to \$100,000 or more, or by single entries as "Total road" in line 21. If reported by projects, each project should be briefly described, stating kind.

location, and authorization date and number. Projects amounting to less than \$100,000 should be combined in a single entry designated "Minor items, each less than \$100,000."

4. Any amounts included in columns (b) and (f), and in column (h) affecting operating expenses, should be fully explained.

Line No.	Description of property or account (a)	BASE				RESERVE			
		Debits during year (b)	Credits during year (c)	Adjustments (d)	Balance at close of year (e)	Credits during year (f)	Debits during year (g)	Adjustments (h)	Balance at close of year (i)
	<b>ROAD:</b>	\$	\$	\$	\$	\$	\$	\$	\$
1									
2									
3									
4									
5									
6									
7									
8									
9									
10									
11									
12									
13									
14									
15									
16									
17									
18									
19									
20									
21	Total Road								
22	<b>EQUIPMENT:</b>								
23 (52)	Locomotives								
24 (53)	Freight-train cars								
25 (54)	Passenger-train cars								
26 (55)	Highway revenue equipment								
27 (56)	Floating equipment								
28 (57)	Work equipment								
29 (58)	Miscellaneous equipment								
30	Total equipment								
31	Grand Total								

*Note*



## 1607. DEPRECIATION RESERVE—MISCELLANEOUS PHYSICAL PROPERTY

Give particulars of the credits and debits during the year to account No. 738, "Accrued depreciation—Miscellaneous physical property," for each item or group of property for which depreciation was accrued; also the balances at the beginning of the year and at the close of the year in the reserve for each such item or group of property.

Show in column (f) the percentage of composite rate used by the respondent for computing the amount of depreciation credited to the account.

Each item amounting to \$50,000 or more should be stated; items less than \$50,000 may be combined in a single entry designated "Minor items, each less than \$50,000."

Line No.	Item (Kind of property and location) (a)	Balance at beginning of year (b)	Credits during year (c)	Debits during year (d)	Balance at close of year (e)	Rates (percent) (f)	Base (g)
1	Minor item less than \$50,000	\$ 14,125	\$ 1,500		\$ 15,625	% 6.54	\$ 22,936
2							
3							
4							
5							
6							
7							
8							
9							
10							
11							
12							
13	Total	14,125	1,500		15,625	6.54	22,936

## 1608. CAPITAL SURPLUS

Give an analysis in the form called for below of capital surplus accounts. In column (a) give a brief description of the item added or deducted; and in column (b) insert the contra account number to which the amount stated in column (c), (d), or (e) was charged or credited.

Line No.	Item (a)	Contra account number (b)	ACCOUNT NO.		
			794. Premiums and assessments on capital stock (c)	795. Paid-in surplus (d)	796. Other surplus (e)
1	Balance at beginning of year	XXXXXX	\$ None	\$	\$
2	Additions during the year (describe):				
3					
4					
5					
6	Total additions during the year	XXXXXX			
7	Deductions during the year (describe):				
8					
9					
10	Total deductions	XXXXXX			
11	Balance at close of year	XXXXXX			

## 1609. RETAINED INCOME—APPROPRIATED

Give an analysis in the form called for below of account No. 797, "Retained income—Appropriated."

Line No.	Class of appropriation (a)	Credits during year (b)	Debits during year (c)	Balance at close of year (d)
1	Additions to property through retained income	\$ None	\$	\$
2	Funded debt retired through retained income			
3	Sinking fund reserves			
4	Miscellaneous fund reserves			
5	Retained income—Appropriated (not specifically invested):			
6	Other appropriations (specify):			
7				
8				
9				
10				
11				
12	Total			

**1701. LOANS AND NOTES PAYABLE**

Give particulars of the various creditors and the character of the transactions involved in the current liability account No. 751, "Loans and notes payable."

List every item in excess of \$100,000, giving the information indicated in the column headings.

For creditors whose balances were severally less than \$100,000, a single entry may be made under a caption "Minor accounts, each less than \$100,000."

Entries in columns (g) and (h) should include interest accruals and interest payments on loans and notes payable retired during the year, even though no portion of the issue remained outstanding at the close of the year.

Line No.	Name of creditor (a)	Character of liability or of transaction (b)	Date of issue (c)	Date of maturity (d)	Rate of interest (e)	Balance at close of year (f)	Interest accrued during year (g)	Interest paid during year (h)
1	<i>None</i>				%	\$	\$	\$
2								
3								
4								
5								
6								
7								
8								
9	Total							

**1702. DEBT IN DEFAULT**

Give particulars for amounts included in Balance Sheet Account No. 768, "Debt in default," giving particulars for each security outstanding even though the amount be less than \$100,000.

Entries in columns (g) and (h) should include interest accruals and interest payments on matured funded debt retired during the year, even though no portion of the debt remained outstanding at the close of the year.

Line No.	Name of security (a)	Reason for nonpayment at maturity (b)	Date of issue (c)	Date of maturity (d)	Rate of interest (e)	Total par value actually outstanding at close of year (f)	Interest accrued during year (g)	Interest paid during year (h)
1	<i>None</i>				%	\$	\$	\$
2								
3								
4								
5								
6	Total							

**1703. OTHER DEFERRED CHARGES**

Give an analysis of the above-entitled account as of the close of the year, showing in detail each item or subaccount amounting to \$100,000 or more. Items less than \$100,000 may be combined into a single entry designated "Minor items, each less than \$100,000." In case the character of any item is not fully disclosed by the entries in the columns hereunder, make a full explanation in a footnote.

Line No.	Description and character of item or subaccount (a)	Amount at close of year (b)
1	<i>Minor items each less than \$100,000</i>	\$ <i>4,377</i>
2		
3		
4		
5		
6		
7		
8	Total	<i>4,377</i>

**1704. OTHER DEFERRED CREDITS**

Give an analysis of the above-entitled account as of the close of the year, showing in detail each item or subaccount amounting to \$100,000 or more. Items less than \$100,000 may be combined into a single entry designated "Minor items, each less than \$100,000." In case the character of any item is not fully disclosed by the entries in the columns hereunder, make a full explanation in a footnote.

Line No.	Description and character of item or subaccount (a)	Amount at close of year (b)
1	<i>Minor items each less than \$100,000</i>	\$ <i>463</i>
2		
3		
4		
5		
6		
7		
8	Total	<i>463</i>



## 1902. DIVIDEND APPROPRIATIONS

1. Give particulars of each dividend declared. For par value or nonpar stock, show in column (d) the respective total par value or total number of shares on which dividend was declared and the corresponding rate percent or per share in column (b) or (c). If any such dividend was payable in anything other than cash, explain the matter fully in a footnote. 2. If any obligation of any character has been incurred for the purpose of procuring funds for the payment of any dividend or for the purpose of replenishing the treasury of the respondent after payment of any dividend, give full particulars in a footnote. If any class of stock received a return not reportable in this schedule, state the particulars of the case in a footnote. 3. The sum of the dividends stated in column (e) should equal the amount shown in Schedule No. 305.

Line No.	Name of security on which dividend was declared (a)	Rate percent (par value stock) or rate per share (nonpar stock)		Total par value of stock or total number of shares or nonpar stock on which dividend was declared (d)	Dividends (account 623) (e)	Dates	
		Regular (b)	Extra (c)			Declared (f)	Payable (g)
1	<i>None</i>			\$	\$		
2							
3							
4							
5							
6							
7							
8							
9							
10							
11							
12							
13	Total						

## 2001. RAILWAY OPERATING REVENUES

1. State the railway operating revenues of the respondent for the year, classified in accordance with the Uniform System of Accounts for Railroad Companies. The proportion of joint traffic receipts belonging to other carriers should not be included.

2. Any unusual accruals involving substantial amounts included in column (b) should be fully explained in a footnote.

Line No.	Class of railway operating revenues (a)	Amount of revenue for the year (b)	Line No.	Class of railway operating revenues (a)	Amount of revenue for the year (b)
	<b>TRANSPORTATION—RAIL LINE</b>	\$		<b>INCIDENTAL</b>	\$
1	(101) Freight*	1,922,542	11	(131) Dining and buffet	
2	(102) Passenger*	5,500	12	(132) Hotel and restaurant	
3	(103) Baggage		13	(133) Station, train, and boat privileges	
4	(104) Sleeping car		14	(135) Storage—Freight	
5	(105) Parlor and chair car		15	(137) Demurrage	11,200
6	(108) Other passenger-train		16	(138) Communication	48
7	(109) Milk		17	(139) Grain elevator	
8	(110) Switching*		18	(141) Power	
9	(113) Water transfers		19	(142) Rents of buildings and other property	3,760
10	Total rail-line transportation revenue	1,928,042	20	(143) Miscellaneous	324
			21	Total incidental operating revenue	14,332
				<b>JOINT FACILITY</b>	
			22	(151) Joint facility—Cr	
			23	(152) Joint facility—Dr	
			24	Total joint facility operating revenue	
			25	Total railway operating revenues	1,942,374

\*Report hereunder the charges to these accounts representing payments made to others as follows:

26	1. For terminal collection and delivery services when performed in connection with line-haul transportation of freight on the basis of freight tariff rates	\$ None
27	2. For switching services when performed in connection with line-haul transportation of freight on the basis of switching tariffs and allowances out of freight rates, including the switching of empty cars in connection with a revenue movement	\$ None
	3. For substitute highway motor service in lieu of line-haul rail service performed under joint tariffs published by rail carriers (does not include traffic moved on joint rail-motor rates)	
28	(a) Payments for transportation of persons	\$ None
29	(b) Payments for transportation of freight shipments	\$ None

**2002. RAILWAY OPERATING EXPENSES**

1. State the railway operating expenses of the respondent for the year, classifying them in accordance with the Uniform System of Accounts for Railroad Companies.

2. Any unusual accruals involving substantial amounts included in column (b) should be fully explained in a footnote.

Line No.	Name of railway operating expense account (a)	Amount of operating expenses for the year (b)	Line No.	Name of railway operating expense account (a)	Amount of operating expenses for the year (b)
		\$			\$
	<b>MAINTENANCE OF WAY STRUCTURES</b>			<b>TRANSPORTATION—RAIL LINE</b>	
1	(2201) Superintendence	18,002	28	(2241) Superintendence and dispatching	45,562
2	(2202) Roadway maintenance	364,098	29	(2242) Station service	43,792
3	(2203) Maintaining structures	6,370	30	(2243) Yard employees	16,591
4	(2203½) Retirements—Road		31	(2244) Yard switching fuel	
5	(2204) Dismantling retired road property	224	32	(2245) Miscellaneous yard expenses	1,876
6	(2208) Road property—Depreciation	86,445	33	(2246) Operating joint yards and terminals—Dr	
7	(2209) Other maintenance of way expenses	70,796	34	(2247) Operating joint yards and terminals—Cr	
8	(2210) Maintaining joint tracks, yards and other facilities—Dr		35	(2248) Train employees	167,433
9	(2211) Maintaining joint tracks, yards, and other facilities—Cr		36	(2249) Train fuel	124,816
10	Total maintenance of way and structures	545,935	37	(2251) Other train expenses	30,180
	<b>MAINTENANCE OF EQUIPMENT</b>		38	(2252) Injuries to persons	12,559
11	(2221) Superintendence	34,558	39	(2253) Loss and damage	5,2397
12	(2222) Repairs to shop and power-plant machinery	3,864	40	(2254) Other casualty expenses	12,818
13	(2223) Shop and power-plant machinery—Depreciation		41	(2255) Other rail and highway transportation expenses	26,664
14	(2224) Dismantling retired shop and power-plant machinery		42	(2256) Operating joint tracks and facilities—Dr	
15	(2225) Locomotive repairs	100,960	43	(2257) Operating joint tracks and facilities—Cr	
16	(2226) Car and highway revenue equipment repairs	14,246	44	Total transportation—Rail line	482,052
17	(2227) Other equipment repairs	17,239		<b>MISCELLANEOUS OPERATIONS</b>	
18	(2228) Dismantling retired equipment		45	(2258) Miscellaneous operations	
19	(2229) Retirements—Equipment		46	(2259) Operating joint miscellaneous facilities—Dr	
20	(2234) Equipment—Depreciation	75,053	47	(2260) Operating joint miscellaneous facilities—Cr	
21	(2235) Other equipment expenses	18,736		<b>GENERAL</b>	
22	(2236) Joint maintenance of equipment expenses—Dr		48	(2261) Administration	101,431
23	(2237) Joint maintenance of equipment expenses—Cr		49	(2262) Insurance	4,471
24	Total maintenance of equipment	264,656	50	(2264) Other general expenses	39,112
	<b>TRAFFIC</b>		51	(2265) General joint facilities—Dr	
25	(2240) Traffic expenses	46,536	52	(2266) General joint facilities—Cr	
26			53	Total general expenses	145,014
27			54	Grand Total Railway Operating Expenses	1,484,193
55	Operating ratio (ratio of operating expenses to operating revenues), <u>76.41</u>			(percent. (Two decimal places required.)	

**2003. MISCELLANEOUS PHYSICAL PROPERTIES OPERATED DURING THE YEAR**

Give particulars of each class of miscellaneous physical property or plant operated during the year. Group the properties under the heads of the classes of operations to which they are devoted.

is that of ownership or whether the property is held under lease or other incomplete title. All peculiarities of title should be explained in a footnote.

The totals of columns (b), (c), and (d) should agree with the totals of accounts Nos. 502, "Revenue from Miscellaneous operations," 534, "Expenses of miscellaneous operations," and 535, "Taxes on miscellaneous operating property" in respondent's Income Account for the Year. If not, differences should be explained in a footnote.

In column (a) give the designation used in the respondent's records and the name of the town or city and State in which the property or plant is located, stating whether the respondent's title

Line No.	Designation and location of property or plant, character of business, and title under which held (a)	Total revenue during the year (Acct. 502) (b)	Total expenses during the year (Acct. 534) (c)	Total taxes applicable to the year (Acct. 535) (d)
1	<i>None</i>	\$	\$	\$
2				
3				
4				
5				
6				
7				
8				
9				
10				
11	Total			



## 2101. MISCELLANEOUS RENT INCOME

Line No.	Description of Property		Name of lessee (c)	Amount of rent (d)
	Name (a)	Location (b)		
1	<i>Houses, Land &amp; Office Rents</i>	<i>Mt. Shasta, McCloud &amp; Burney, Calif.</i>	<i>N/A</i>	<i>\$ 6,454</i>
2	<i>Land Leases &amp; Rents</i>	<i>Algoma, Wisconsin</i>		<i>1,650</i>
3				
4				
5				
6				
7				
8				
9	Total			<i>8,104</i>

## 2102. MISCELLANEOUS INCOME

Line No.	Source and character of receipt (a)	Gross receipts (b)	Expenses and other deductions (c)	Net miscellaneous income (d)
1	<i>Royalties from Lupton Gravel Pit</i>	<i>\$</i>	<i>\$</i>	<i>\$ 17,643</i>
2				
3				
4				
5				
6				
7				
8				
9	Total			<i>17,643</i>

## 2103. MISCELLANEOUS RENTS

Line No.	Description of Property		Name of lessor (c)	Amount charged to income (d)
	Name (a)	Location (b)		
1	<i>NONE</i>			<i>\$</i>
2				
3				
4				
5				
6				
7				
8				
9	Total			

## 2104. MISCELLANEOUS INCOME CHARGES

Line No.	Description and purpose of deduction from gross income (a)	Amount (b)
1	<i>Interest on freight claims</i>	<i>\$ 32</i>
2	<i>Use permits U.S. Forest Service</i>	<i>420</i>
3		
4		
5		
6		
7		
8		
9		
10	Total	<i>452</i>

## 2201. INCOME FROM NONOPERATING PROPERTY

Line No.	Designation (a)	Revenues or income (b)	Expenses (c)	Net income or loss (d)	Taxes (e)
1	Building acquired for warehousing plywood	\$ 25,200	\$ 25,466	\$ (266)	\$
2					
3					
4					
5					
6					
7	Total	25,200	25,466	(266)	

## 2202. MILEAGE OPERATED (ALL TRACKS)†

Give particulars called for concerning all tracks operated by respondent at the close of the year. Way switching tracks include station, team, industry, and other switching tracks for which no separate switching service is maintained. Yard switching tracks include classification, house, team, industry, and other tracks switched by yard locomotives in yards where separate switching services are maintained. Tracks belonging to an industry for which no rent is payable should not be reported. Switching and Terminal Companies report on line 6 only.

## 2203. MILEAGE OPERATED—BY STATES

Line Haul Railways show single track only.  
Switching and Terminal Companies show all tracks.

Line No.	Line in use (a)	Owned (b)	Proprietary companies (c)	Leased (d)	Operated under contract (e)	Operated under trackage rights (f)	Total operated (g)	State (a)	Owned (b)	Proprietary companies (c)	Leased (d)	Operated under contract (e)	Operated under trackage rights (f)	Total operated (g)
1	Single or first main track	108.20					108.20	WISCONSIN	13.75					13.75
2	Second and additional main tracks							CALIFORNIA	94.45					94.45
3	Passing tracks, cross-overs, and turn-outs	2.74					2.74							
4	Way switching tracks	8.51					8.51							
5	Yard switching tracks	3.69					3.69							
6	Total	128.14					128.14		Total 108.20					108.20

2215. Show, by States, mileage of tracks owned but not operated by respondent: First main track, NONE; second and additional main tracks, NONE; industrial tracks, NONE; yard track and sidings, NONE; total, all tracks, NONE.<sup>†</sup>

2216. Road is completed from (Line Haul Railways only) MT. SHASTA CALIF. & ALPINE WIS. to BARNESVILLE, CALIF. & LOS ANGELES, WIS.; Total distance, 94.45 + 13.75 miles.

2217. Road located at (Switching and Terminal Companies only) NONE.

2218. Gage of track 4 ft., 8 1/2 in., 2219 lb. per yard.

2220. Kind and number per mile of cross-ties Treated fir, 3100 per mile in California, 2880 per mile Wisconsin.

2221. State number of miles electrified: First main track, NONE; cross-overs, and turn-outs, NONE; way switching tracks, NONE; second and additional main tracks, NONE; yard switching tracks, NONE; passing tracks, NONE.

2222. Ties applied in replacement during year: Number of cross-ties, 9,000; average cost per M feet (B. M.), \$ 292.24 bridge ties, \$ 22,734; average cost per M feet (B. M.), \$ 10.21.

2223. Rail applied in replacement during year: Tons (2,000 pounds), 49,92; weight per yard, 60-90; average cost per ton, \$ 90.00.

\* Insert names of places.

† Mileage should be stated to the nearest whole mile.



**2301. RENTS RECEIVABLE**

Income from lease of road and equipment

Line No.	Road leased (a)	Location (b)	Name of lessee (c)	Amount of rent during year (d)
1	<i>None</i>			\$
2				
3				
4				
5			Total _____	

**2302. RENTS PAYABLE**

Rent for leased roads and equipment

Line No.	Road leased (a)	Location (b)	Name of lessor (c)	Amount of rent during year (d)
1	<i>None</i>			\$
2				
3				
4				
5			Total _____	

**2303. CONTRIBUTIONS FROM OTHER COMPANIES****2304. INCOME TRANSFERRED TO OTHER COMPANIES**

Line No.	Name of contributor (a)	Amount during year (b)	Line No.	Name of transferee (a)	Amount during year (b)
1	<i>None</i>	\$	1	<i>None</i>	\$
2			2		
3			3		
4			4		
5			5		
6	Total _____		6	Total _____	

**2305.** Describe fully all liens upon any of the property of the respondent at the close of the year, and all mortgages, deeds of trust, and other instruments whereby such liens were created. Describe also all property subject to the said several liens. This inquiry covers judgment liens, mechanics' liens, etc., as well as liens based on contract. If there were no liens of any character upon any of the property of the respondent at the close of the year, state that fact.

*None*

## 2401. EMPLOYEES, SERVICE, AND COMPENSATION

1. Give particulars of the average number of employees of various classes in the service of the respondent, of service rendered by such employees, and of compensation paid therefor during the year. Employees are to be counted and classified and their service and compensation reported in accordance with the Commission's Rules Governing the Classification of Railroad Employees and Reports of their Service and Compensation, effective January 1, 1951.

2. Averages called for in column (b) should be the average of twelve middle-of-month counts.

3. Pensioners rendering no service are not to be included in the count, nor is any compensation paid them to be included hereunder.

4. If any of the general officers served without compensation or were carried on the payrolls of another company, those facts should be stated in a footnote.

5. If any compensation was paid or is payable under labor awards of the current year, include the amount applicable to the current year in column (d) and show the portion applicable to prior years (back pay) in a footnote, by groups of employees. For purposes of this report, labor awards are intended to cover adjustments resulting from the decisions of Wage Boards and voluntary awards by the respondent incident thereto.

6. This schedule does not include old-age retirements, and unemployment insurance taxes.

Line No.	Classes of employees (a)	Average number of employees (b)	Total service hours (c)	Total compensation (d)	Remarks (e)
1	Total (executives, officials, and staff assistants)	6	12,097	\$ 114,719	
2	Total (professional, clerical, and general)	10	21,485	114,385	
3	Total (maintenance of way and structures)	24	41,710	230,706	
4	Total (maintenance of equipment and stores)	9	19,884	122,325	
5	Total (transportation—other than train, engine, and yard)	4	8,352	54,829	
6	Total (transportation—yardmasters, switch tenders, and hostlers)				
7	Total, all groups (except train and engine)	53	103,528	636,964	
8	Total (transportation—train and engine)	12	27,277	201,811	
9	Grand Total	65	130,805	838,775	

Amount of foregoing compensation (excluding back pay for prior years) that is chargeable to account No. 531, "Railway operating expenses": \$ 669,523

## 2402. CONSUMPTION OF FUEL BY MOTIVE-POWER UNITS

1. Show hereunder the quantities of the various kinds of fuel consumed by locomotives and motor or other self-propelled rail cars in the service of respondent during the year, and the

number of kilowatt-hours for such tractive equipment as was propelled by electricity. 2. The ton of 2,000 pounds should be used.

Line No.	Kind of service (a)	A. Locomotives (diesel, electric, steam, and other)					B. Rail motor cars (gasoline, oil-electric, etc.)		
		Diesel oil (gallons) (b)	Gasoline (gallons) (c)	Electricity (kilowatt-hours) (d)	Steam		Electricity (kilowatt-hours) (g)	Gasoline (gallons) (h)	Diesel oil (gallons) (i)
					Coal (tons) (e)	Fuel oil (gallons) (f)			
1	Freight	400,859							
2	Passenger								
3	Yard switching								
4	Total transportation								
5	Work train	3,500						7,131	
6	Grand total	404,359						7,131	
7	Total cost of fuel*	133,423		XXXXXX			XXXXXX	3,355	

\*Show cost of fuel charged to yard and train service (accounts Nos. 2244 and 2249). The cost stated for the various kinds of fuel should be the total charges in the accounts specified, including freight charges and handling expenses. The cost stated for electric current should be the total charges in the accounts enumerated. Fuel and power consumed by mixed and special trains that are predominantly freight should be included in freight service, but where the service of mixed or special trains is predominantly passenger, the fuel and power used should be included in passenger service.

*All diesel fuel purchased charged to account 394.*



## 2501. COMPENSATION OF OFFICERS, DIRECTORS, ETC.

Give the name, position, salary, and other compensation, such as bonus, commission, gift, reward, or fee, of each of the five persons named in Sections 5 and 6 of Schedule 101 of this report to whom the respondent paid the largest amount during the year covered by this report as compensation for current or past service over and above necessary expenses incurred in discharge of duties, and in addition, all other officers, directors, pensioners, or employees, if any, to whom the respondent similarly paid \$40,000 or more. If more convenient, this schedule may be filled out for a group of companies considered as one system and shown only in the report of the principal company in the system, with references thereto in the reports of the other companies. Any large "other compensation" should be explained in a footnote. If salary

of an individual was changed during the year, show salary before each change as well as at close of year. If an officer, director, etc., receives compensation from more than one transportation company (whether a subsidiary or not) or from a subsidiary company, reference to this fact should be made if his aggregate compensation amounts to \$40,000 or more and the detail as to division of the salary should be stated. By salary (column (c)) is meant the annual rate at which an employee is paid, rather than the amount actually paid for a part of a year when the salary is changed. Also when a 10 percent (or other percent) reduction is made, the net rate and not the basic rate should be shown.

Line No.	Name of person (a)	Title (b)	Salary per annum as of close of year (see instructions) (c)	Other compensation during the year (d)
1	<i>CARL T. HESTER</i>	<i>PRESIDENT</i>	\$ <i>0</i>	\$
2	<i>SIDNEY E. MUMF</i>	<i>VICE PRESIDENT - OPERATIONS</i>	<i>24,000</i>	
3	<i>GUIDO COTTINI</i>	<i>VICE PRESIDENT - SECY. &amp; TRAS.</i>	<i>17,500</i>	
4	<i>B. FERRARIS</i>	<i>CHIEF ACCTG. OFFICER &amp; ASST. SECY.</i>	<i>16,700</i>	
5				
6				
7				
8				
9				
10				
11				
12				
13				
14				

## 2502. PAYMENTS FOR SERVICES RENDERED BY OTHER THAN EMPLOYEES

In the form below give information concerning payments, fees, retainers, commissions, gifts, contributions, assessments, bonuses, pensions, subscriptions, allowances for expenses, or any form of payments amounting in the aggregate of \$20,000 or more during the year to any corporation, institution, association, firm, partnership, committee, or any person (other than one of respondent's employees covered in schedule 2501 in this annual report) for services or as a donation, except that with respect to contributions under \$20,000 which are made in common with other carriers under a joint arrangement in payment for the performance of services or as a donation, each such contribution shall be reported, irrespectively of the amount thereof, if the total amount paid by all contributors for the performance of the particular service is equal to the sum of \$20,000 or more.

To be included are, among others, payments, directly or indirectly, for legal, medical, engineering, advertising, valuation, accounting, statistical, financial, education, entertainment, charitable, advisory, defensive, detective, development, research, appraisal, registration, purchasing, architectural, and hospital services; payments for expert testimony and for handling wage disputes; and payments for services of banks, bankers, trust companies, insurance companies, brokers, trustees, promoters, solicitors, consultants, actuaries, investigators, inspectors, and efficiency engineers. Payments to the various railway associations, commissions,

committees, bureaus, boards, and other organizations maintained jointly by railways shall also be included. The enumeration of these kinds of payments should not be understood as excluding other payments for services not excluded below.

To be excluded are: Rent of buildings or other property, taxes payable to the Federal, State, or local Governments, payments for heat, light, power, telegraph, and telephone services, and payments to other carriers on the basis of lawful tariff charges or for the interchange of equipment between carriers, as well as other payments for services which both as to their nature and amount may reasonably be regarded as ordinary connected with the routine operation, maintenance or construction of a railroad, but any special and unusual payments for services should be reported. Payments of \$20,000 or more to organizations maintained jointly by railways with other railways are not to be excluded even if their services are regarded as routine.

If more convenient, this schedule may be filled out for a group of roads considered as one system and shown only in the report of the principal road in the system, with references thereto in the reports of the other roads.

If any doubt exists in the mind of the reporting officer as to the report-ability of any type of payment, request should be made for a ruling before filing this report.

Line No.	Name of recipient (a)	Nature of service (b)	Amount of payment (c)
1	<i>None</i>		\$ <i>0</i>
2			
3			
4			
5			
6			
7			
8			
9			
10			
11			
12			
13			
14			
Total			

## 2601. STATISTICS OF RAIL-LINE OPERATIONS. (For Road Haul Traffic Only)

Give the various statistical items called for concerning the rail-line operations of respondent's road during the year. Motor car and trailer miles, if any, should be included. Highway traffic to be excluded. Locomotive unit-miles should include all miles made by each locomotive unit. Use 150 pounds as the average weight per passenger and four tons as the average weight of contents of each head-end car.

Line No.	Item (a)	Freight trains (b)	Passenger trains (c)	Total transportation service (d)	Work trains (e)
1	Average mileage of road operated (whole number required) —	108		108	XXXXXX
	<b>Train-miles</b>				
2	Total (with locomotives) —	48,133	366	48,499	994
3	Total (with motorcars) —				
4	Total train-miles —	48,133	366	48,499	994
	<b>Locomotive unit-miles</b>				
5	Road service —	77,054	366	77,420	XXXXXX
6	Train switching —	14,186		14,186	XXXXXX
7	Yard switching —	5,364		5,364	XXXXXX
8	Total locomotive unit-miles —	96,604	366	96,970	XXXXXX
	<b>Car-miles</b>				
9	Loaded freight cars —	344,035		344,035	XXXXXX
10	Empty freight cars —	307,165		307,165	XXXXXX
11	Caboose —	48,135		48,135	XXXXXX
12	Total freight car-miles —	699,335		699,335	XXXXXX
13	Passenger coaches —		1,708	1,708	XXXXXX
14	Combination passenger cars (mail, express, or baggage, etc., with passenger) —				XXXXXX
15	Sleeping and parlor cars —				XXXXXX
16	Dining, grill and tavern cars —				XXXXXX
17	Head-end cars —				XXXXXX
18	Total (lines 13, 14, 15, 16 and 17) —		1,708	1,708	XXXXXX
19	Business cars —				XXXXXX
20	Crew cars (other than cabooses) —				XXXXXX
21	Grand total car-miles (lines 12, 18, 19 and 20) —	699,335	1,708	701,043	XXXXXX
	<b>Revenue and nonrevenue freight traffic</b>				
22	Tons—revenue freight —	XXXXXX	XXXXXX	419,452	XXXXXX
23	Tons—nonrevenue freight —	XXXXXX	XXXXXX	1,088	XXXXXX
24	Total tons—revenue and nonrevenue freight —	XXXXXX	XXXXXX	420,540	XXXXXX
25	Ton-miles—revenue freight —	XXXXXX	XXXXXX	16,078,911	XXXXXX
26	Ton-miles—nonrevenue freight —	XXXXXX	XXXXXX	30,000	XXXXXX
27	Total ton-miles—revenue and nonrevenue freight —	XXXXXX	XXXXXX	16,098,911	XXXXXX
	<b>Revenue passenger traffic</b>				
28	Passengers carried—revenue —	XXXXXX	XXXXXX	None	XXXXXX
29	Passenger-miles—revenue —	XXXXXX	XXXXXX	None	XXXXXX

## NOTES AND REMARKS



## 2602. REVENUE FREIGHT CARRIED DURING THE YEAR (For Road Haul Traffic Only)

1. Give the particulars called for concerning the commodities carried by the respondent during the year, the revenue from which is includible in account No. 101, *Freight*, on the basis of the 2-digit codes named in 49 C.F.R. 123.52, by Order of September 13, 1963. In stating the number of tons received from connecting carriers (c), include all connecting carriers, whether rail or water and whether the freight is received directly or indirectly (as through elevators).

2. Under Order of December 16, 1964, traffic involving less than three shippers reportable in any one commodity class may be excluded from this schedule, but must be submitted unbound in a separate schedule supplemental to this one and marked *Supplemental*. Extra copies of Schedule 2602 may be obtained upon request to the Interstate Commerce Commission, Bureau of Accounts, Washington, D.C. 20423. If a supplemental schedule is filed, check the space provided at the bottom of this schedule. Supplemental reports will be withheld from public inspection.

3. Particulars for Codes 01 to 46 inclusive, should include all traffic moved in lots of 10,000 pounds or more. Forwarder traffic includes freight shipped by or consigned to any forwarder holding a permit under part IV of the Interstate Commerce Act. Code 47 should include all traffic moved in lots of less than 10,000 pounds.

4. *Gross freight revenue* means respondent's gross freight revenue without adjustment for absorption or corrections.

Line No.	Commodity Description (a)	Code No.	Revenue freight in tons (2,000 pounds)			Gross freight revenue (dollars) (e)
			Originating on respondent's road (b)	Received from connecting carriers (c)	Total carried (d)	
1	Farm products	01	330		330	1,418
2	Forest products	08	28		28	378
3	Fresh fish and other marine products	09				
4	Metallic ores	10				
5	Coal	11				
6	Crude petro, nat gas, & nat gsln	13				
7	Nonmetallic minerals, except fuels	14	4,320	2,048	6,368	10,126
8	Ordnance and accessories	19				
9	Food and kindred products	20	116	4,665	4,781	20,202
10	Tobacco products	21				
11	Textile mill products	22				
12	Apparel & other finished tex prod inc knit	23				
13	Lumber & wood products, except furniture	24	357,750	45,295	403,045	1,854,096
14	Furniture and fixtures	25				
15	Pulp, paper and allied products	26				
16	Printed matter	27				
17	Chemicals and allied products	28		1,925	1,925	4,702
18	Petroleum and coal products	29		13	13	61
19	Rubber & miscellaneous plastic products	30		1,711	1,711	8,747
20	Leather and leather products	31				
21	Stone, clay, glass & concrete prod	32		496	496	3,089
22	Primary metal products	33				
23	Fabr metal prod, exc ordn, machy & transp	34		87	87	373
24	Machinery, except electrical	35	419	242	661	9,016
25	Electrical machy, equipment & supplies	36				
26	Transportation equipment	37	25		25	358
27	Instr, phot & opt gd, watches & clocks	38				
28	Miscellaneous products of manufacturing	39				
29	Waste and scrap materials	40		40	40	251
30	Miscellaneous freight shipments	41				
31	Containers, shipping, returned empty	42				
32	Freight forwarder traffic	44				
33	Shipper Assn or similar traffic	45				
34	Misc mixed shipment exc fwdr & shpr assn	46				
35	Total, carload traffic		362,988	56,522	419,510	1,912,817
36	Small packaged freight shipments	47	59	154	213	9,725
37	Total, carload & lcl traffic		363,047	56,676	419,723	1,922,542

☒ This report includes all commodity statistics for the period covered. ☒

☐ A supplemental report has been filed covering traffic involving less than three shippers reportable in any one commodity code.

☐ Supplemental Report NOT OPEN TO PUBLIC INSPECTION.

## ABBREVIATIONS USED IN COMMODITY DESCRIPTIONS

Assn	Association	Inc	Including	Nat	Natural	Prd	Products
Exc	Except	Instr	Instruments	Opt	Optical	Shpr	Shipper
Fabr	Fabricated	LCL	Less than carload	Ordn	Ordnance	Tex	Textile
Fwcr	Forwarder	Machy	Machinery	Petro	Petroleum	Transp	Transportation
Gd	Goods	Misc	Miscellaneous	Phot	Photographic		
Gsln	Gasoline						

## 2701. SWITCHING AND TERMINAL TRAFFIC AND CAR STATISTICS

[For Switching or Terminal Companies Only]

Give particulars of cars handled during the year. With respect to the term "cars handled" it should be observed that, when applied to switching operations, the movement of a car from the point at which a switching company receives it, whether loaded or empty, to the point where it is loaded or unloaded or delivered to another connecting line is to be counted as one car handled. The return of a car, whether loaded or empty, from the point where it is loaded or unloaded, to the point of delivery is to be counted as one car handled. No incidental movement is to be considered, unless such incidental movement involves the receipt of additional revenue. When applied to terminal operations, such as union station, bridge, ferry, or other joint facility terminal operations, the term "cars handled" includes all cars for which facilities are furnished.

The number of locomotive-miles in yard-switching service should be computed in accordance with account No. 816, "Yard switching locomotive-miles."

Line No.	Item (a)	Switching operations (b)	Terminal operations (c)	Total (d)
<b>FREIGHT TRAFFIC</b>				
1	Number of cars handled earning revenue—loaded <i>NONE</i>			
2	Number of cars handled earning revenue—empty			
3	Number of cars handled at cost for tenant companies—loaded			
4	Number of cars handled at cost for tenant companies—empty			
5	Number of cars handled not earning revenue—loaded			
6	Number of cars handled not earning revenue—empty			
7	Total number of cars handled			
<b>PASSENGER TRAFFIC</b>				
8	Number of cars handled earning revenue—loaded <i>NONE</i>			
9	Number of cars handled earning revenue—empty			
10	Number of cars handled at cost for tenant companies—loaded			
11	Number of cars handled at cost for tenant companies—empty			
12	Number of cars handled not earning revenue—loaded			
13	Number of cars handled not earning revenue—empty			
14	Total number of cars handled			
15	Total number of cars handled in revenue service (items 7 and 14)			
16	Total number of cars handled in work service			

Number of locomotive-miles in yard-switching service: Freight \_\_\_\_\_, passenger \_\_\_\_\_

*NONE*



## 2801. INVENTORY OF EQUIPMENT

## INSTRUCTIONS

1. Give particulars of each of the various classes of equipment which respondent owned or leased during the year.

2. In column (c) give the number of units of equipment purchased, built in company shops, or otherwise acquired.

3. Units leased to others for a period of one year or more are reportable in column (d); units temporarily out of respondent's service and rented to others for less than one year are to be included in column (e). Units retired from service for a period less than one year should not be included in column (f). Units installed during the year and subsequently leased to others for a year or more should be shown as added in column (c), as retired in column (d), and included in column (i).

4. For reporting purposes, a "locomotive unit" is a self-propelled vehicle generating or converting energy into motion, and designed solely for moving other equipment. (A locomotive tender should be considered as a part of the locomotive unit.) A "self-propelled car" is a rail motor car propelled by electric motors receiving power from third rail or overhead, or internal combustion engines located on the car itself. Trailers equipped for use only in trains of cars that are self-propelled are to be included as self-propelled equipment.

5. A "Diesel" unit includes all units propelled by diesel internal combustion engines irrespective of final drive, and whether power may at times be supplied from an external conductor. An "Electric" unit includes all units which receive electric power from an overhead

contact wire or third rail, and use the power to drive one or more electric motors that propel the vehicle. An "Other" unit includes all units other than diesel or electric, e.g., steam gas turbine. Show the types of other units, service and number, as appropriate, in a brief description sufficient for positive identification.

6. Column (h) should show aggregate capacity for all units reported in column (g), as follows: For locomotive units, report the manufacturers' rated horsepower (the maximum continuous power output from the diesel engine or engines delivered to the main generator or generators for tractive purposes), or tractive effort of steam locomotive units; for freight-train cars report the nominal capacity (in tons of 2,000 lbs.) as provided for in Rule 86 of the AAR Code of Rules Governing Cars in Interchange. Convert the capacity of tank cars to capacity in tons of the commodity which the car is intended to carry customarily; for passenger-train cars report the number of passenger seats available for revenue service, counting one passenger to each berth in sleeping cars.

7. Freight-train car type codes shown in column (a) correspond to the AAR Multilevel Per Diem Master List. Dashes are used in appropriate places to permit a single code to represent several car type codes. Passenger-train car types and service equipment car types correspond to AAR Mechanical Division designations. Descriptions of car codes and designations are published in *The Official Railway Equipment Register*.

## UNITS OWNED, INCLUDED IN INVESTMENT ACCOUNT, AND LEASED FROM OTHERS

Line No.	Item  (a)	Units in service of respondent at beginning of year (b)	Number added during year (c)	Number retired during year (d)	Number at close of year			Aggregate capacity of units reported in col. (g) (See ins. 6) (h)	Number leased to others at close of year (i)
					Owned and used (e)	Leased from others (f)	Total in service of respondent (e+f) (g)		
LOCOMOTIVE UNITS									
1	Diesel	4			4		4	(h.p.) 8000	
2	Electric								
3	Other								
4	Total (lines 1 to 3)	4			4		4	XXXXXX	
FREIGHT-TRAIN CARS									
5	Box-general service (A-20, A-30, A-40, A-50, all B (except B080) L070, R-00, R-01, R-06, R-07)							(tons)	
6	Box-special service (A-00, A-10, B080)								
7	Gondola (All G, J-00, all C, all E)								
8	Hopper-open top (all H, J-10, all K)								
9	Hopper-covered (L-5)								
10	Tank (all T)	2			2		2	36	
11	Refrigerator-mechanical (R-04, R-10, R-11, R-12)								
12	Refrigerator-non-mechanical (R-02, R-03, R-05, R-08, R-09, R-13, R-14, R-15, R-16, R-17)								
13	Stock (all S)								
14	Autorack (F-5, F-6)								
15	Flat (all F (except F-5, F-6, F-7, F-8), L-2, L-3)	7			7		7	280	
16	Flat-TOFC (F-7, F-8)								
17	All other (L-0, L-1, L-4, L080, L090)	9			9		9	316	
18	Total (lines 5 to 17)	3			3		3	XXXXXX	
19	Caboose (all N)	12			12		12	XXXXXX	
20	Total (lines 18 and 19)							(seating capacity)	
PASSENGER-TRAIN CARS NON-SELF-PROPELLED									
21	Coaches and combined cars (PA, PB, PBO, all class C, except CSB)	2			2		2	100	
22	Parlor, sleeping, dining cars (PBC, PC, PL, PO, PS, PT, PAS, PDS, all class D, PD)								
23	Non-passenger carrying cars (all class B, CSB, PSA, IA, all class M)	2			2		2	100	
24	Total (lines 21 to 23)								

**2801. INVENTORY OF EQUIPMENT—Concluded****Units Owned, Included in Investment Account, and Leased From Others**

Line No.	Item (a)	Units in service of respondent at beginning of year (b)	Number added during year (c)	Number retired during year (d)	Number at close of year			Aggregate capacity of units reported in col. (g) (See ins. 6) (h)	Number leased to others at close of year (i)
					Owned and used (e)	Leased from others (f)	Total in service of respondent (e+f) (g)		
	<b>Passenger-Train Cars—Continued</b>								
	<b>Self-Propelled Rail Motorcars</b>							(Seating capacity)	
25	Electric passenger cars (EC, EP, ET) _____								
26	Internal combustion rail motorcars (ED, EG) _____								
27	Other self-propelled cars (Specify types) _____								
28	Total (lines 25 to 27) _____								
29	Total (lines 24 and 28) _____	2			2		2	100	
	<b>Company Service Cars</b>								
30	Business cars (PV) _____							XXXX	
31	Boarding outfit cars (MWX) _____							XXXX	
32	Derrick and snow removal cars (MWK, MWU, MWV, MWV) _____	5			5		5	XXXX	
33	Dump and ballast cars (MWB, MWD) _____	4			4		4	XXXX	
34	Other maintenance and service equipment cars _____	5			5		5	XXXX	
35	Total (lines 30 to 34) _____	14			14		14	XXXX	
36	Grand total (lines 20, 29, and 35) _____	28			28		28	XXXX	
	<b>Floating Equipment</b>								
37	Self-propelled vessels (Tugboats, car ferries, etc.) _____							XXXX	
38	Non-self-propelled vessels (Car floats, lighters, etc.) _____							XXXX	
39	Total (lines 37 and 38) _____							XXXX	

**2900. IMPORTANT CHANGES DURING THE YEAR**

Hereunder state the following matters, numbering the statements in accordance with the inquiries, and if no changes of the character below indicated occurred during the year, state that fact. Changes in mileage should be stated to the nearest hundredth of a mile. If any changes reportable in this schedule occurred under authority granted by the Commission in certificates of convenience and necessity, issued under paragraphs (18) to (22) of section 1 of the Interstate Commerce Act or otherwise, specific reference to such authority should in each case be made by docket number or otherwise, as may be appropriate.

1. All portions of road put in operation or abandoned, giving (a) termini, (b) length of road, and (c) dates of beginning operations or of abandonment.\*

2. All other important physical changes, including herein all new tracks built.\*

3. All leaseholds acquired or surrendered, giving (a) dates, (b) length of terms, (c) names of parties, (d) rents, and (e) other conditions.

4. All agreements for trackage rights acquired or surrendered, giving (a) dates, (b) length of terms, (c) names of parties, (d) rents, and (e) other conditions.

5. All consolidations, mergers, and reorganizations effected, giving particulars.

6. All stocks issued, giving (a) purposes for which issued, (b) names of stocks, and (c) amounts issued, and describing (d) the actual consideration realized, giving (e) amounts and (f) values; give similar information concerning all stocks retired (if any).

7. All funded debt issued, giving (a) purposes for which issued, (b) names of securities and (c) amounts issued, and describing (d) the actual consideration realized, giving (e) amounts and (f) values; also give particulars concerning any funded debt paid or otherwise retired, stating (a) date acquired, (b) date retired or canceled, (c) par value of amount retired.

8. All other important financial changes.

9. All changes in and all additions to franchise rights, describing fully (a) the actual consideration given therefor, and stating (b) the parties from whom acquired; if no consideration was given, state that fact.

10. In case the respondent has not yet begun operation, and no construction has been carried on during the year, state fully the reasons therefor.

11. All additional matters of fact (not elsewhere provided for) which the respondent may desire to include in its report.

\*If returns under items 1 and 2 include any first main track owned by respondent representing new construction or permanent abandonment give the following particulars:

Miles of road constructed \_\_\_\_\_

Miles of road abandoned \_\_\_\_\_

The item "Miles of road constructed" is intended to show the mileage of first main track laid to extend respondent's road, and should not include tracks relocated and tracks laid to shorten the distance between two points, without serving any new territory.



## VERIFICATION

The foregoing report must be verified by the oath of the officer having control of the accounting of the respondent. It should be verified, also, by the oath of the president or other chief officer of the respondent, unless the respondent states on the last preceding page of this report that such chief officer has no control over the accounting of the respondent. The oath required may be taken before any person authorized to administer an oath by the laws of the State in which the same is taken.

## OATH

(To be made by the officer having control of the accounting of the respondent)

State of CALIFORNIACounty of Siskiyou

ss:

B. FERRARIS

(Insert here the name of the affiant)

makes oath and says that he is Chief Acctg. Officer, Asst. Secty.-Treas.

(Insert here the official title of the affiant)

of McCloud River Railroad Company

(Insert here the exact legal title or name of the respondent)

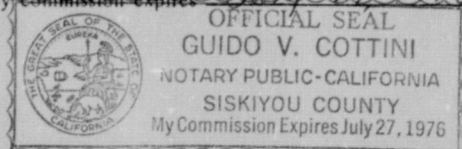
that it is his duty to have supervision over the books of account of the respondent and to control the manner in which such books are kept; that he knows that such books have, during the period covered by the foregoing report, been kept in good faith in accordance with the accounting and other orders of the Interstate Commerce Commission, effective during the said period; that he has carefully examined the said report, and to the best of his knowledge and belief the entries contained in the said report have, so far as they relate to matters of account, been accurately taken from the said books of account and are in exact accordance therewith; that he believes that all other statements of fact contained in the said report are true, and that the said report is a correct and complete statement of the business and affairs of the above-named respondent during the period

of time from and including JAN. 1, 1975, to and including Dec. 31, 1975

B. Ferraris  
(Signature of affiant)

Subscribed and sworn to before me, a Notary Public in and for the State and

county above named, this 26<sup>th</sup> day of March, 1976

My commission expires July 27, 1976

Guido V. Cottini  
(Signature of officer authorized to administer oaths)

## SUPPLEMENTAL OATH

P. O. Box 116, McCloud, CA. 96057 (By the president or other chief officer of the respondent)

State of CALIFORNIACounty of Siskiyou

ss:

S. E. Muma

(Insert here the name of the affiant)

makes oath and says that he is Vice President

(Insert here the official title of the affiant)

of McCloud River Railroad Company

(Insert here the exact legal title or name of the respondent)

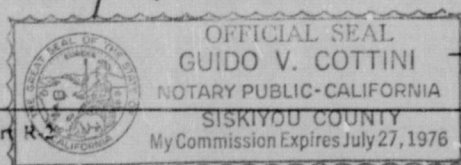
that he has carefully examined the foregoing report; that he believes that all statements of fact contained in the said report are true, and that the said report is a correct and complete statement of the business and affairs of the above-named respondent and the operation of its property during

the period of time from and including JAN. 1, 1975, to and including Dec. 31, 1975

S. E. Muma  
(Signature of affiant)

Subscribed and sworn to before me, a Notary Public in and for the State and

county above named, this 26<sup>th</sup> day of March, 1976

My commission expires July 27, 1976

Guido V. Cottini  
(Signature of officer authorized to administer oaths)

Railroad Annual Report

### Correspondence

[illegible][illegible]



Approved by GAC  
B-180230 (R0339)

**Schedule 10000.—COMPETITIVE BIDDING — CLAYTON ANTITRUST ACT**

Section 10 of the Clayton Antitrust Act (15 U.S.C. 20) states that "no common carrier engaged in commerce shall have any dealings in securities, supplies or other articles of commerce, or shall make or have any contracts for construction or maintenance of any kind, to the amount of more than \$50,000, in the aggregate, in any one year, with another corporation, firm, partnership or association when the said common carrier shall have upon its board of directors or as its president, manager or as its purchasing or selling officer, or agent in the particular transaction, any person who is at the same time a director, manager, or purchasing or selling officer of, or who has any substantial interest in, such other corporation, firm, partnership or association, unless and except such purchases shall be made from, or such dealings shall be made with, the bidder whose bid is the most favorable to such common

carrier, to be ascertained by competitive bidding under regulations to be prescribed by rule or otherwise by the Interstate Commerce Commission." The specification for competitive bids is found in the Code of Federal Regulations, Part 1010-Competitive Bids through Part 1010.7 - Carriers Subject to the Interstate Commerce Act.

To ensure that this section of the Clayton Antitrust Act and the Commission's regulations are being complied with, all carriers required to file this report should complete this schedule. In column (g), identify the company awarded the bid by including company name and address, name and title of respondent officers, directors, selling officer, purchasing officer and/or general manager that has an affiliation with the seller.

Line No.	Nature of bid (a)	Date Published (b)	Contract number (c)	No. of bidders (d)	Method of awarding bid (e)	Date filed with the Commission (f)	Company awarded bid (g)
1	None						
2							
3							
4							
5							
6							
7							
8							
9							
10							
11							
12							
13							
14							
15							
16							
17							
18							
19							
20							
21							
22							
23							
24							
25							
26							
27							
28							
29							
30							

## FILL IN THIS PAGE ONLY IF YOU ARE FILING THIS REPORT WITH A STATE COMMISSION

## 701. ROAD AND EQUIPMENT PROPERTY

1. Give particulars of changes in accounts Nos. 731, "Road and equipment property" and 732, "Improvements on leased property," classified in accordance with the Uniform System of Accounts for Railroad Companies.

2. Credit items in the entries should be fully explained.

3. Report on line 35 amounts not includable in the primary road accounts. The items re-

ported should be briefly identified and explained in a footnote. Amounts should be reported on this line only under special circumstances, usually after permission is obtained from the Commission for exceptions to prescribed accounting. Reference to such authority should be made when explaining the amounts reported. Respondents must not make arbitrary changes to the printed stub or column heading without specific authority from the Commission.

Line No.	Account (a)	Balance at beginning of year		Total expenditures during the year		Balance at close of year	
		Entire line (b)	State (c)	Entire line (d)	State (e)	Entire line (f)	State (g)
1	(1) Engineering						
2	(2) Land for transportation purposes						
3	(2 1/2) Other right-of-way expenditures						
4	(3) Grading						
5	(5) Tunnels and subways						
6	(6) Bridges, trestles, and culverts						
7	(7) Elevated structures						
8	(8) Ties						
9	(9) Rails						
10	(10) Other track material						
11	(11) Ballast						
12	(12) Track laying and surfacing						
13	(13) Fences, snow sheds, and signs						
14	(16) Station and office buildings						
15	(17) Roadway buildings						
16	(18) Water stations						
17	(19) Fuel stations						
18	(20) Shops and enginehouses						
19	(21) Grain elevators						
20	(22) Storage warehouses						
21	(23) Wharves and docks						
22	(24) Coal and ore wharves						
23	(25) TOFC/COFC terminals						
24	(26) Communication systems						
25	(27) Signals and interlockers						
26	(29) Powerplants						
27	(31) Power-transmission systems						
28	(35) Miscellaneous structures						
29	(37) Roadway machines						
30	(38) Roadway small tools						
31	(39) Public improvements—Construction						
32	(43) Other expenditures—Road						
33	(44) Shop machinery						
34	(45) Powerplant machinery						
35	Other (specify & explain)						
36	Total expenditures for road						
37	(52) Locomotives						
38	(53) Freight-train cars						
39	(54) Passenger-train cars						
40	(55) Highway revenue equipment						
41	(56) Floating equipment						
42	(57) Work equipment						
43	(58) Miscellaneous equipment						
44	Total expenditures for equipment						
45	(71) Organization expenses						
46	(76) Interest during construction						
47	(77) Other expenditures—General						
48	Total general expenditures						
49	Total						
50	(80) Other elements of investment						
51	(90) Construction work in progress						
52	Grand total						



**FILL IN THIS PAGE ONLY IF YOU ARE FILING THIS REPORT WITH A STATE COMMISSION**

**2002. RAILWAY OPERATING EXPENSES**

1. State the railway operating expenses of the respondent for the year, classifying them in accordance with the Uniform System of Accounts for Railroad Companies.  
 2. Any unusual accruals involving substantial amounts included in columns (b), (c), (e), and (f), should be fully explained in a footnote.

Line No.	Name of railway operating expense account (a)	Amount of operating expenses for the year		Line No.	Name of railway operating expense account (a)	Amount of operating expenses for the year	
		Entire line (b)	State (c)			Entire line (b)	State (c)
	<b>MAINTENANCE OF WAY AND STRUCTURES</b>	\$	\$			\$	\$
1	(2201) Superintendence			32	(2247) Operating joint yards and terminals—Cr		
2	(2202) Roadway maintenance			33	(2248) Train employees		
3	(2203) Maintaining structures			34	(2249) Train fuel		
4	(2203 1/2) Retirements—Road			35	(2251) Other train expenses		
5	(2204) Dismantling retired road property			36	(2252) Injuries to persons		
6	(2208) Road Property—Depreciation			37	(2253) Loss and damage		
7	(2209) Other maintenance of way expenses			38	(2254) Other casualty expenses		
8	(2210) Maintaining joint tracks, yards, and other facilities—Dr			39	(2255) Other rail and highway transportation expenses		
9	(2211) Maintaining joint tracks, yards, and other facilities—Cr			40	(2256) Operating joint tracks and facilities—Dr		
10	Total maintenance of way and struc			41	(2257) Operating joint tracks and facilities—Cr		
	<b>MAINTENANCE OF EQUIPMENT</b>			42	Total transportation—Rail line		
11	(2221) Superintendence				<b>MISCELLANEOUS OPERATIONS</b>		
12	(2222) Repairs to shop and power-plant machinery			43	(2258) Miscellaneous operations		
13	(2223) Shop and power-plant machinery—Depreciation			44	(2259) Operating joint miscellaneous facilities—Dr		
14	(2224) Dismantling retired shop and power-plant machinery			45	(2260) Operating joint miscellaneous facilities—Cr		
15	(2225) Locomotive repairs			46	Total miscellaneous operating		
16	(2226) Car and highway revenue equipment repairs				<b>GENERAL</b>		
17	(2227) Other equipment repairs			47	(2261) Administration		
18	(2228) Dismantling retired equipment			48	(2262) Insurance		
19	(2229) Retirements—Equipment			49	(2264) Other general expenses		
20	(2234) Equipment—Depreciation			50	(2265) General joint facilities—Dr		
21	(2235) Other equipment expenses			51	(2266) General joint facilities—Cr		
22	(2236) Joint maintenance of equipment expenses—Dr			52	Total general expenses		
23	(2237) Joint maintenance of equipment expenses—Cr				<b>RECAPITULATION</b>		
24	Total maintenance of equipment			53	Maintenance of way and structures		
	<b>TRAFFIC</b>			54	Maintenance of equipment		
25	(2240) Traffic expenses			55	Traffic expenses		
	<b>TRANSPORTATION—RAIL LINE</b>			56	Transportation—Rail line		
26	(2241) Superintendence and dispatching			57	Miscellaneous operations		
27	(2242) Station service			58	General expenses		
28	(2243) Yard employees			59	Grand total railway operating expense		
29	(2244) Yard switching fuel						
30	(2245) Miscellaneous yard expenses						
31	(2246) Operating joint yard and terminals—Dr						
60	Operating ratio (ratio of operating expenses to operating revenues) _____ percent. (Two decimal places required.)						

**FILL IN THIS PAGE ONLY IF YOU ARE FILING THIS REPORT WITH A STATE COMMISSION**

**2003. MISCELLANEOUS PHYSICAL PROPERTIES OPERATED DURING THE YEAR**

Give particulars of each class of miscellaneous physical property or plant operated during the year. Group the properties under the heads of the classes of operations to which they are devoted.

In column (a) give the designation used in the respondent's records and the name of the town or city and State in which the property or plant is located, stating whether the respondent's

title is that of ownership or whether the property is held under lease or other incomplete title. All peculiarities of title should be explained in a footnote.

The totals of columns (b), (c), and (d) should agree with the totals of accounts Nos. 502, "Revenue from miscellaneous operations," 534, "Expenses of miscellaneous operations," and 535, "Taxes on miscellaneous operating property" in respondent's Income Account for the Year. If not, differences should be explained in a footnote.

Line No.	Designation and location of property or plant, character of business, and title under which held (a)	Total revenue during the year (Acct. 502) (b)	Total expenses during the year (Acct. 534) (c)	Total taxes applicable to the year (Acct. 535) (d)
1		\$	\$	\$
2				
3				
4				
5				
6				
7				
8				
9				
10				
11				
12	Total			

**2301. SUMMARY STATEMENT OF TRACK MILEAGE WITHIN THE STATE AND OF TITLES THERETO AT CLOSE OF YEAR\***

Line No.	Item (a)	Line operated by respondent							
		Class 1: Line owned		Class 2: Line of proprietary companies		Class 3: Line operated under lease		Class 4: Line operated under contract	
		Added during year (b)	Total at end of year (c)	Added during year (d)	Total at end of year (e)	Added during year (f)	Total at end of year (g)	Added during year (h)	Total at end of year (i)
1	Miles of road								
2	Miles of second main track								
3	Miles of all other main tracks								
4	Miles of passing tracks, crossovers, and turnouts								
5	Miles of way switching tracks								
6	Miles of yard switching tracks								
7	All tracks								

Line No.	Item (j)	Line operated by respondent				Line owned but not operated by respondent	
		Class 5: Line operated under trackage rights		Total line operated		Added during year (o)	Total at end of year (p)
		Added during year (k)	Total at end of year (l)	At beginning of year (m)	At close of year (n)		
1	Miles of road						
2	Miles of second main track						
3	Miles of all other main tracks						
4	Miles of passing tracks, crossovers, and turnouts						
5	Miles of way switching tracks—Industrial						
6	Miles of way switching tracks—Other						
7	Miles of yard switching tracks—Industrial						
8	Miles of yard switching tracks—Other						
9	All tracks						

\*Entries in columns headed "Added during the year" should show *net* increases.



**FILL IN THIS PAGE ONLY IF YOU ARE FILING THIS REPORT WITH A STATE COMMISSION**

**2302. RENTS RECEIVABLE**

**Income from lease of road and equipment**

Line No.	Road leased (a)	Location (b)	Name of lessee (c)	Amount of rent during year (d)
1				\$
2				
3				
4				
5			Total	

**2303. RENTS PAYABLE**

**Rent for leased roads and equipment**

Line No.	Road leased (a)	Location (b)	Name of lessor (c)	Amount of rent during year (d)
1				\$
2				
3				
4				
5			Total	

**2304. CONTRIBUTIONS FROM OTHER COMPANIES**

**2305. INCOME TRANSFERRED TO OTHER COMPANIES**

Line No.	Name of contributor (a)	Amount during year (b)	Name of transferee (c)	Amount during year (d)
1		\$		\$
2				
3				
4				
5				
6		Total	Total	

# INDEX

	Page No.		Page No.
Affiliated companies—Amounts payable to	14	Miscellaneous—Income	29
Investments in	16-17	Charges	29
Amortization of defense projects—Road and equipment owned and leased from others	24	Physical property	4
Balance sheet	4-5	Physical properties operated during year	28
Capital stock	11	Rent income	29
Surplus	25	Rents	29
Car statistics	36	Motor rail cars owned or leased	38
Changes during the year	38	Net income	8
Compensating balances and short term borrowing arrangements	10B	Oath	39
Compensation of officers and directors	33	Obligations—Equipment	14
Consumption of fuel by motive-power units	32	Officers—Compensation of	33
Contributions from other companies	31	General of corporation, receiver or trustee	2
Debt—Funded, unmatured	11	Operating expenses—Railway	28
In default	26	Revenues—Railway	27
Depreciation base and rates—Road and equipment owned and used and leased from others	19	Ordinary income	8
Leased to others	20	Other deferred credits	26
Reserve—Miscellaneous physical property	25	Charges	26
Road and equipment leased from others	23	Investments	16-17
To others	22	Passenger train cars	37-38
Owned and used	21	Payments for services rendered by other than employees	33
Directors	2	Property (See Investments)	
Compensation of	33	Proprietary companies	14
Dividend appropriations	27	Purposes for which funded debt was issued or assumed	11
Elections and voting powers	3	Capital stock was authorized	11
Employees, Service, and Compensation	32	Rail motor cars owned or leased	38
Equipment—Classified	37-38	Rails applied in replacement	30
Company service	38	Railway operating expenses	28
Covered by equipment obligations	14	Revenues	27
Leased from others—Depreciation base and rates	19	Tax accruals	10A
Reserve	23	Receivers' and trustees' securities	11
To others—Depreciation base and rates	20	Rent income, miscellaneous	29
Reserve	22	Rents—Miscellaneous	29
Locomotives	37	Payable	31
Obligations	14	Receivable	31
Owned and used—Depreciation base and rates	19	Retained income—Appropriated	25
Reserve	21	Unappropriated	10
Or leased not in service of respondent	37-38	Revenue freight carried during year	35
Inventory of	37-38	Revenues—Railway operating	27
Expenses—Railway operating	28	From nonoperating property	30
Of nonoperating property	30	Road and equipment property—Investment in	13
Extraordinary and prior period items	8	Leased from others—Depreciation base and rates	19
Floating equipment	38	Reserve	23
Freight carried during year—Revenue	35	To others—Depreciation base and rates	20
Train cars	37	Reserve	22
Fuel consumed by motive-power units	32	Owned—Depreciation base and rates	19
Cost	32	Reserve	21
Funded debt unmatured	11	Used—Depreciation base and rates	19
Gage of track	30	Reserve	21
General officers	2	Operated at close of year	30
Identity of respondent	2	Owned but not operated	30
Important changes during year	38	Securities (See Investment)	
Income account for the year	7-9	Services rendered by other than employees	33
Charges, miscellaneous	29	Short-term borrowing arrangements—compensating balances	10B
From nonoperating property	30	Special deposits	10C
Miscellaneous	29	State Commission schedules	41-44
Rent	29	Statistics of rail-line operations	34
Transferred to other companies	31	Switching and terminal traffic and car	36
Inventory of equipment	37-38	Stock outstanding	11
Investments in affiliated companies	16-17	Reports	3
Miscellaneous physical property	4	Security holders	3
Road and equipment property	13	Voting power	3
Securities owned or controlled through nonreporting subsidiaries	18	Stockholders	3
Other	16-17	Surplus, capital	25
Investments in common stock of affiliated companies	17A	Switching and terminal traffic and car statistics	36
Loans and notes payable	26	Tax accruals—Railway	10A
Locomotive equipment	37	Ties applied in replacement	30
Mileage operated	30	Tracks operated at close of year	30
Owned but not operated	30	Unmatured funded debt	11
		Verification	39
		Voting powers and elections	3
		Weight of rail	30