

534050

ANNUAL REPORT 1975 CLASS 2 RR 1 of 1
MINNESOTA DAKOTA & WESTERN RY CO.

534050

Ø

R-2
CLASS II RAILROADS

annual report

U.S. DEPARTMENT OF COMMERCE
INTERSTATE COMMERCE COMMISSION
RECEIVED

ADMINISTRATIVE SERVICES
MAIL BRANCH

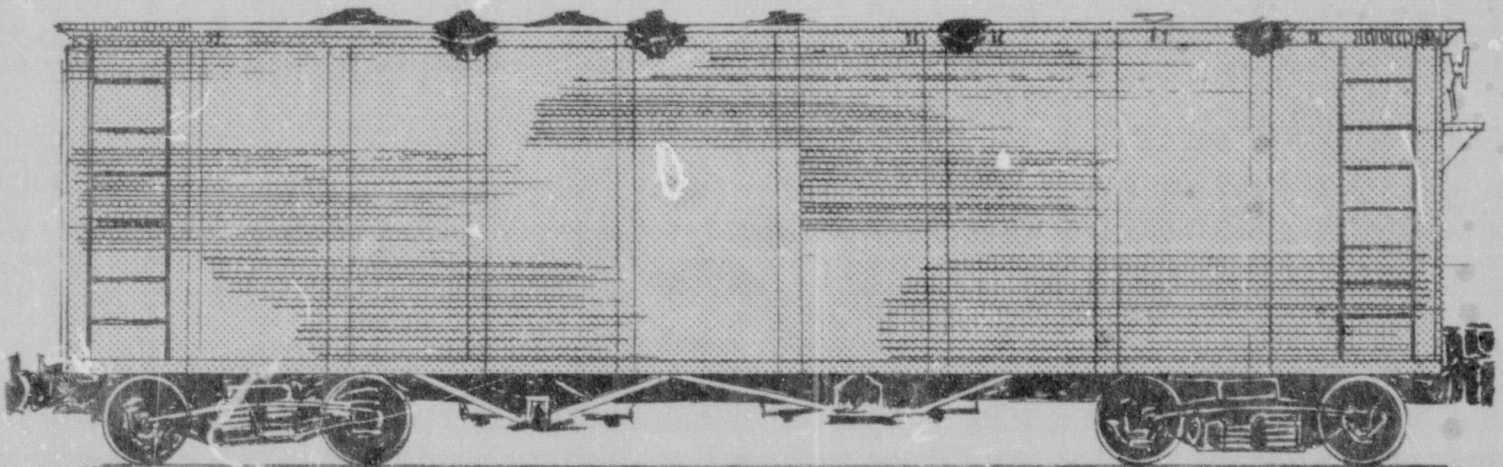
P. O. BOX 50
BOISE, IDAHO 83728

125002405 MINNESOTA 2 534050
MINNESOTA *Dakota* & WESTERN RY. CO.
P O BOX 200
BOISE IDAHO 83701

CLT L.H.

Correct name and address if different than shown.

Full name and address of reporting carrier.
(Use mailing label on original, copy in full on duplicate.)



to the
Interstate Commerce Commission
FOR THE YEAR ENDED DECEMBER 31, 1975

NOTICE

1. This Form for annual report should be filled out in triplicate and two copies returned to the Interstate Commerce Commission, Bureau of Accounts, Washington, D.C. 20423, by March 31 of the year following that for which the report is made. Attention is specially directed to the following provisions of Part I of the Interstate Commerce Act:

Sec. 20. (1) The Commission is hereby authorized to require annual, periodical, or special reports from carriers, lessors, * * * as defined in this section, to prescribe the manner and form in which such reports shall be made, and to require from such carriers, lessors, * * * specific and full, true, and correct answers to all questions upon which the Commission may deem information to be necessary, classifying such carriers, lessors, * * * as it may deem proper for any of these purposes. Such annual reports shall give an account of the affairs of the carrier, lessor, * * * in such form and detail as may be prescribed by the Commission.

(2) Said annual reports shall contain all the required information for the period of twelve months ending on the 31st day of December in each year, unless the Commission shall specify a different date, and shall be made out under oath and filed with the Commission at its office in Washington within three months after the close of the year for which report is made, unless additional time be granted in any case by the Commission.

(7) (b). Any person who shall knowingly and willfully make, cause to be made, or participate in the making of, any false entry in any annual or other report required under the section to be filed, * * * or shall knowingly or willfully file with the Commission any false report or other document, shall be deemed guilty of a misdemeanor and shall be subject, upon conviction in any court of the United States of competent jurisdiction, to a fine of not more than five thousand dollars or imprisonment for not more than two years, or both such fine and imprisonment. * * *

(7) (c). Any carrier or lessor, * * * or any officer, agent, employee, or representative thereof, who shall fail to make and file an annual or other report with the Commission within the time fixed by the Commission, or to make specific and full, true, and correct answer to any question within thirty days from the time it is lawfully required by the Commission so to do, shall forfeit to the United States the sum of one hundred dollars for each and every day it shall continue to be in default with respect thereto.

(8). As used in this section * * * the term "carrier" means a common carrier subject to this part, and includes a receiver or trustee of such carrier; and the term "lessor" means a person owning a railroad, a water line, or a pipe line, leased to and operated by a common carrier subject to this part, and includes a receiver or trustee of such lessor. * * *

The respondent is further required to send to the Bureau of Accounts, immediately upon preparation, two copies of its latest annual report to stockholders. See scheduled 108, page 3.

2. The instructions in this Form should be carefully observed, and each question should be answered fully and accurately, whether it has been answered in a previous annual report or not. Except in cases where they are specifically authorized, cancellations, arbitrary check marks, and the like should not be used either as partial or as entire answers to inquiries. If any inquiry, based on a preceding inquiry in the present report form is, because of the answer rendered to such preceding inquiry, inapplicable to the person or corporation in whose behalf the report is made, such notation as "Not applicable, see page—, schedule (or line) number—" should be used in answer thereto, giving precise reference to the portion of the report showing the facts which make the inquiry inapplicable. Where the word "none" truly and completely states the fact, it should be given as the answer to any particular inquiry or any particular portion of an inquiry. Where dates are called for, the month and day should be stated as well as the year. Customary abbreviations may be used in stating date.

3. Every annual report should, in all particulars, be complete in itself, and references to the returns of former years should not be made to take the place of required entries except as herein otherwise specifically directed or authorized.

4. If it be necessary or desirable to insert additional statements, typewritten or other, in a report, they should be legibly made on durable paper and, wherever practicable, on sheets not larger than a page of the Form. Inserted sheets should be securely attached preferably at the inner margin, attachment by pins or clips is insufficient.

5. All entries should be made in a permanent black ink. Those of a contrary character should be indicated in parentheses. Items of an unusual character should be indicated by appropriate symbols and footnote.

6. Money items except averages, throughout the annual report form should be shown in WHOLE DOLLARS adjusted to accord with footings. Totals for amounts reported in subsidiary accounts included in supporting schedules must be in agreement with related primary accounts.

7. Each respondent should make its annual report to this Commission in triplicate, retaining one copy in its files for reference in correspondence with regard to such report becomes necessary. For this reason three copies of the Form are sent to each corporate respondent.

8. Railroad corporations, mainly distinguished as operating companies and lessor companies, are for the purpose of report to Interstate Commerce Commission divided into classes. An operating company is one whose officers direct the business of transportation a whose books contain operating as well as financial accounts, and lessor company, the property of which being leased to and operated another company, is one that maintains a separate legal existence a keeps financial but not operating accounts. In making reports, lessor companies use Annual Report Form R-4.

Operating companies (including switching and terminal) are broadly classified, with respect to their operating revenues, according to the following general definitions:

Class I companies are those having annual operating revenues of \$5,000,000 or more. For class, Annual Report Form R-1 is provided.

Class II companies are those having annual operating revenues below \$5,000,000. For class, Annual Report Form R-2 is provided.

In applying this classification to any switching or terminal company which is operated as a joint facility of owning or tenant railways, sum of the annual railway operating revenues, the joint facility income, and the returns to joint facility credit accounts in operating expenses, shall be used in determining its class.

Switching and terminal companies are further classified as:

Class S1. Exclusively switching. This class of companies includes all those performing switching service only, whether for joint account or for revenue.

Class S2. Exclusively terminal. This class of companies includes all companies performing terminal truckage or terminal facilities only, such as union passenger or freight station stockyards, etc., for which a charge is made, whether operated for joint account or for revenue. In case a bridge or ferry is a part of the facilities operated by a terminal company, it should be included under this heading.

Class S3. Both switching and terminal. Companies which perform both a switching and terminal service. This class of companies includes all companies whose operations cover switching and terminal service, as defined above.

Class S4. Bridge and ferry. This class of companies is confined to those whose operations are limited to bridges and ferries exclusively.

Class S5. Mixed. Companies performing primarily a switching or a terminal service, but which also conduct a regular freight or passenger traffic. The revenues of this class of companies include, in addition to switching or terminal revenues, those derived from local passenger service, local freight service, participation in through movement of freight or passenger traffic, other transportation operations, and operations other than transportation.

9. Except where the context clearly indicates some other meaning, the following terms when used in this Form have the meanings below stated:

COMMISSION means the Interstate Commerce Commission.
RESPONDENT means the person or corporation in whose behalf report is made.
THE YEAR means the year ended December 31 for which the report is made.
THE CLOSE OF THE YEAR means the close of business on December 31 of the year for which the report is made; or, in case report is made for a shorter period than one year, it means the close of the period covered by the report.
THE BEGINNING OF THE YEAR means the beginning of business on January 1 of the year for which the report is made; or, in case the report is made for a shorter period than one year, it means the beginning of the period covered by the report.
PRECEDING YEAR means the year ended December 31 of the year preceding the year for which the report is made.
THE UNIFORM SYSTEM means Part 1201 of Title 49, Code of Federal Regulations, as amended.

10. All companies using this Form should complete all schedules with the following exceptions, which should severally be completed by the companies to which they are applicable:

Schedules restricted to Switching and Terminal Companies	Schedules restricted to the other than Switching and Terminal Companies
Schedule 2217	Schedule 2
Schedule 2701	Schedule 2

ANNUAL REPORT

OF

Minnesota, Dakota & Western Railway Company

(Full name of the respondent)

FOR THE

YEAR ENDED DECEMBER 31, 1975

Name, official title, telephone number, and office address of officer in charge of correspondence with the Commission regarding this report:

(Name) Robert H. Schwarz (Title) President

(Telephone number) 208 384-7212
(Area code) (Telephone number)

(Office address) P. O. Box 50 Boise, Idaho 83728
(Street and number, City, State, and ZIP code)

SPECIAL NOTICE

The attention of the respondent is directed below to certain particulars, if any, in which this report form differs from the corresponding form for the preceding year. It should be understood that mention is not made of necessary substitutions of dates or, in general, such other things as simple modifications intended to make requirements clearer, other minor adjustments, and typographical corrections.

Page 4: Schedule 200. Comparative General Balance Sheet - Assets

Provision has been made for reporting accrued depreciation of improvements on leased property.

Page 5: Schedule 200. Comparative General Balance Sheet - Liability Side

Provision has been made for reporting treasury stock.

Page 10B: Schedule 202. Compensating Balances and Short-Term Borrowing Arrangements

Page 10C: Schedule 203. Special Deposits

These are new schedules providing for reporting of compensating balances and certain short-term borrowing arrangements between carriers and financial institutions.

Page 27: Schedule 2001. Railway Operating Revenues

Reference to accounts 106, Mail, and 107, Express, have been eliminated from this schedule.

Page 30: Schedule 2202. Mileage Operated (All Tracks)

Schedule 2215. Mileage of Tracks Owned But Not Operated by Respondent

Footnote instruction has been revised to require reporting mileage in whole miles rather than in hundredths.

TABLE OF CONTENTS

	Schedule No.	Page
Identity of Respondent-----	101	2
Stockholders-----	107	3
Stockholders Reports-----	108	3
Comparative General Balance Sheet-----	200	4
Income Account For The Year-----	300	7
Retained Income—Unappropriated-----	305	10
Railway Tax Accruals-----	350	10A
Compensating Balances and Short-Term Borrowing Arrangements-----	202	10B
Special Deposits-----	203	10C
Funded Debt Unmatured-----	670	11
Capital Stock-----	690	11
Receivers' and Trustees' Securities-----	695	11
Road and Equipment Property-----	701	13
Proprietary Companies-----	801	14
Amounts Payable To Affiliated Companies-----	901	14
Equipment Covered By Equipment Obligations-----	902	14
General Instructions Concerning Returns In Schedules 1001 and 1002-----	-----	15
Investments In Affiliated Companies-----	1001	16
Other Investments-----	1002	16
Investments in Common Stocks of Affiliated Companies-----	1003	17A
Securities, Advances, and Other Intangibles owned or controlled Through Nonreporting Carrier and Noncarrier Subsidiaries-----	1201	18
Depreciation Base and Rates—Road and Equipment Owned And Used And Leased From Others-----	1302	19
Depreciation Base and Rates—Road and Equipment Leased to Others-----	1303	20
Depreciation Reserve—Road and Equipment Owned And Used-----	1501	21
Depreciation Reserve—Road and Equipment Leased To Others-----	1502	22
Depreciation Reserve—Road and Equipment Leased From Others-----	1503	23
Amortization of Defense Projects-----	1605	24
Depreciation Reserve—Misc. Physical Property-----	1607	25
Capital Surplus-----	1608	25
Retained Income—Appropriated-----	1609	25
Loans and Notes Payable-----	1701	26
Debt in Default-----	1702	26
Other Deferred Charges-----	1703	26
Other Deferred Credits-----	1704	26
Dividend Appropriations-----	1902	27
Railway Operating Revenues-----	2001	27
Railway Operating Expenses-----	2002	28
Misc. Physical Properties-----	2002	28
Misc. Rent Income-----	2003	28
Misc. Rents-----	2102	29
Misc. Income Charges-----	2103	29
Income From Nonoperating Property-----	2104	29
Mileage Operated—All Tracks-----	2202	30
Mileage Operated—By States-----	2203	30
Rents Receivable-----	2301	31
Rents Payable-----	2302	31
Contributions From Other Companies-----	2303	31
Income Transferred To Other Companies-----	2304	31
Employees, Service, And Compensation-----	2401	32
Consumption Of Fuel By Motive—Power Units-----	2402	32
Compensation of Officers, Directors, Etc.-----	2501	33
Payments For Services Rendered By Other Than Employees-----	2502	33
Statistics of Rail—Line Operations-----	2601	34
Revenue Freight Carried During The Year-----	2602	35
Switching And Terminal Traffic and Car Statistics-----	2701	36
Inventory of Equipment-----	2801	37
Important Changes During The Year-----	2900	38
Verification-----	-----	39
Memoranda-----	-----	40
Correspondence-----	-----	40
Corrections-----	-----	40
Filed With A State Commission:		
Road and Equipment Property-----	701	41
Railway Operating Expenses-----	2002	42
Misc. Physical Properties-----	2003	42
Statement of Track Mileage-----	2301	43
Rents Receivable-----	2302	43
Rents Payable-----	2303	43
Contributions From Other Companies-----	2304	43
Income Transferred To Other Companies-----	2305	43
Index-----	-----	-----

101. IDENTITY OF RESPONDENT

1. Give the exact name* by which the respondent was known in law at the close of the year Minnesota, Dakota & Western Railway Company
2. State whether or not the respondent made an annual report to the Interstate Commerce Commission for the preceding year, or for any part thereof. If so, in what name was such report made? Minnesota, Dakota & Western Railway Company
3. If any change was made in the name of the respondent during the year, state all such changes and the dates on which they were made NONE
4. Give the location (including street and number) of the main business office of the respondent at the close of the year P. O. Box 50 Boise, Idaho 83728
5. Give the titles, names, and office addresses of all general officers of the respondent at the close of the year. If there are receivers who are recognized as in the controlling management of the road, give also their names and titles, and the location of their offices.

Line No.	Title of general officer (a)	Name and office address of person holding office at close of year (b)
1	President	Robert H. Schwarz P. O. Box 50 Boise, Idaho 83728
2	Vice president	T. C. Basterash P. O. Box 19 Int'l Falls, Mn. 56649
3	Secretary & V.P.	J. E. Clute P. O. Box 50 Boise, Idaho 83728
4	Treasurer & V.P.	E. W. Cleary P. O. Box 50 Boise, Idaho 83728
5	Controller or auditor	Rev. L. Dorman P. O. Box 50 Boise, Idaho 83728
6	Attorney or general counsel	
7	General manager & V.P.	Robert W. Walters P. O. Box 50 Boise, Idaho 83728
8	General superintendent	
9	General freight agent	
10	General passenger agent	
11	General land agent	
12	Chief engineer	
13		

6. Give the names and office addresses of the several directors of the respondent at the close of the year, and the dates of expiration of their respective terms.

Line No.	Name of director (a)	Office address (b)	Term expires (c)
14	J. E. Clute	P.O.Box 50, Boise, Idaho 83728	April 12, 1976
15			
16			
17			
18			
19			
20			
21			
22			
23			

7. Give the date of incorporation of the respondent Oct. 31, 1902 8. State the character of motive power used Diesel-Electric
9. Class of switching and terminal company Not Applicable

10. Under the laws of what Government, State, or Territory was the respondent organized? If more than one, name all. Give reference to each statute and all amendments thereof, effected during the year. If previously effected, show the year(s) of the report(s) setting forth detail. If in bankruptcy, give court of jurisdiction and dates of beginning of receivership or trusteeship and of appointment of receivers or trustees Title one of Chapter 34 of the general status of 1894 and the State of Minnesota and the amendments thereto.

11. State whether or not any corporation or association or group of corporations had, at the close of the year, the right to name the major part of the board of directors, managers, or trustees of the respondent; and if so, give the names of all such corporations and state whether such right was derived through (a) title to capital stock or other securities issued or assumed by the respondent, (b) claims for advances of funds made for the construction of the road and equipment of the respondent, or (c) express agreement or some other source Yes - By title of capital stock issued to respondent.

12. Give hereunder a history of the respondent from its inception to date, showing all consolidations, mergers, reorganizations, etc., and if a consolidated or merging corporation give like particulars for all constituent and subconstituent corporations. Describe also the course of construction of the road of the respondent, and its financing Railway property was constructed by Minn. & Ont. Paper and stock issued in payment thereto. On June 7, 1965 Boise Cascade Corp, a non-carrier corp, organized under the laws of Delaware, thru application with the I.C.C. acquired control of the carrier.

107. STOCKHOLDERS

Give the names of the 30 security holders of the respondent who, at the date of the latest closing of the stock book or compilation of list of stockholders of the respondent (if within 1 year prior to the actual filing of this report), had the highest voting power in the respondent, showing for each his address, the number of votes which he would have had a right to cast on that date had a meeting then been in order, and the classification of the number of votes to which he was entitled, with respect to securities held by him, such securities

being classified as common stock, second preferred stock, first preferred stock, and other securities, stating in a footnote the names of such other securities (if any). If any such holder held in trust, give (in a footnote) the particulars of the trust. In the case of voting trust agreements give, as supplemental information on page 38, the names and addresses of the 30 largest holders of the voting trust certificates and the amount of their individual holdings. *If the stock book was not closed or the list of stockholders compiled within such year, show such 30 security holders as of the close of the year.*

Line No.	Name of security holder (a)	Address of security holder (b)	Number of votes to which security holder was entitled (c)	NUMBER OF VOTES, CLASSIFIED WITH RESPECT TO SECURITIES ON WHICH BASED			Other securities with voting power (g)
				Stocks			
				Common (d)	PREFERRED Second (e) First (f)		
1	Boise Cascade Corp.	P. O. Box 7747	5,000	5,000			
2		Boise, Idaho 83707					
3							
4							
5							
6							
7							
8							
9							
10							
11							
12							
13							
14							
15							
16							
17							
18							
19							
20							
21							
22							
23							
24							
25							
26							
27							
28							
29							
30							

Footnotes and Remarks

108. STOCKHOLDERS REPORTS

1. The respondent is required to send to the Bureau of Accounts, immediately upon preparation, two copies of its latest annual report to stockholders.

Check appropriate box:

☐ Two copies are attached to this report.

☐ Two copies will be submitted _____ (date)

☒ No annual report to stockholders is prepared.

200. COMPARATIVE GENERAL BALANCE SHEET—ASSETS

For instructions covering this schedule, see the text pertaining to General Balance Sheet Accounts in the Uniform System of Accounts for Railroad Companies. The entries in this balance sheet should be consistent with those in the supporting schedules on the pages indicated. The entries in column (c) should be restated to conform with the accounting requirements followed in column (b). The entries in the short column (a2) should be deducted from those in column (a1) in order to obtain corresponding entries for column (b). All contra entries hereunder should be indicated in parenthesis.

Line No.	Account or item (a)	Balance at close of year (b)	Balance at beginning of year (c)
CURRENT ASSETS		\$	\$
1	(701) Cash	13,650	30,692
2	(702) Temporary cash investment		
3	(703) Special deposits (p. 10B)	1,000	1,000
4	(704) Loans and notes receivable		
5	(705) Traffic, car, service and other balances—Dr.	46,618	1,335
6	(706) Net balance receivable from agents and conductors	337,444	229,321
7	(707) Miscellaneous accounts receivable	727,975	242,554
8	(708) Interest and dividends receivable		
9	(709) Accrued accounts receivable	26,685	42,895
10	(710) Working fund advances		100
11	(711) Prepayments	44,864	44,864
12	(712) Material and supplies	108,501	76,291
13	(713) Other current assets	532	555
14	(714) Deferred income tax charges (p. 10A)		
15	Total current assets	1,307,269	669,607
SPECIAL FUNDS		(a1) Total book assets at close of year	(a2) Respondent's own issued included in (a1)
16	(715) Sinking funds		
17	(716) Capital and other reserve funds		
18	(717) Insurance and other funds		
19	Total special funds		
INVESTMENTS			
20	(721) Investments in affiliated companies (pp. 16 and 17)		
21	Undistributed earnings from certain investments in account 721 (p. 17A)		
22	(722) Other investments (pp. 16 and 17)		
23	(723) Reserve for adjustment of investment in securities—Credit		
24	Total investments (accounts 721, 722 and 723)		
PROPERTIES			
25	(731) Road and equipment property: Road	979,149	1,244,147
26	Equipment	957,215	963,377
27	General expenditures	1,367	7,343
28	Other elements of investment		
29	Construction work in progress	155,134	35,120
30	Total (p. 13)	2,092,865	2,249,987
31	(732) Improvements on leased property: Road		
32	Equipment		
33	General expenditures		
34	Total (p. 12)		
35	Total transportation property (accounts 731 and 732)	2,092,865	2,249,987
36	(733) Accrued depreciation—Improvements on leased property	(582,305)	(574,921)
37	(735) Accrued depreciation—Road and equipment (pp. 21 and 22)		
38	(736) Amortization of defense projects—Road and Equipment (p. 24)		
39	Recorded depreciation and amortization (accounts 733, 735 and 736)	(582,305)	(574,921)
40	Total transportation property less recorded depreciation and amortization (line 35 less line 39)	1,510,560	1,675,066
41	(737) Miscellaneous physical property		
42	(728) Accrued depreciation—Miscellaneous physical property (p. 25)		
43	Miscellaneous physical property less recorded depreciation (account 737 less 738)		
44	Total properties less recorded depreciation and amortization (line 40 plus line 43)	1,510,560	1,675,066

Note.—See page 6 for explanatory notes, which are an integral part of the Comparative General Balance Sheet.

For compensating balances not legally restricted, see Schedule 202.

190. COMPARATIVE GENERAL BALANCE SHEET—ASSETS—Continued

Line No.	Account or item (a)	Balance at close of year (b)	Balance at beginning of year (c)
OTHER ASSETS AND DEFERRED CHARGES		\$	\$
45	(741) Other assets		
46	(742) Unamortized discount on long-term debt		
47	(743) Other deferred charges (p. 26)	3,692	3,092
48	(744) Accumulated deferred income tax charges (p. 10A)		
49	Total other assets and deferred charges	3,692	3,092
50	TOTAL ASSETS	2,821,521	2,347,765

200 COMPARATIVE GENERAL BALANCE SHEET—LIABILITIES AND SHAREHOLDERS' EQUITY

For instructions covering this schedule, see the text pertaining to General Balance Sheet Accounts in the Uniform System of Accounts for Railroad Companies. The entries in this balance sheet should be consistent with those in the supporting schedules on the pages indicated. The entries in column (c) should be restated to conform with the account requirements followed in column (b). The entries in short column (a1) should reflect total book liability at close of year. The entries in the short column (a2) should be deducted from those in column (a1) in order to obtain corresponding entries for column (b). All contra entries hereunder should be indicated in parenthesis.

Line No.	Account or item (a)	Balance at close of year (b)	Balance at beginning of year (c)
CURRENT LIABILITIES		\$	\$
51	(751) Loans and notes payable (p. 26)	372,289	260,512
52	(752) Traffic car service and other balances-Cr.	37,658	41,188
53	(753) Audited accounts and wages payable	8,058	12,348
54	(754) Miscellaneous accounts payable		
55	(755) Interest matured unpaid		
56	(756) Dividends matured unpaid		
57	(757) Unmatured interest accrued		
58	(758) Unmatured dividends declared	29,974	36,802
59	(759) Accrued accounts payable		
60	(760) Federal income taxes accrued	50,611	45,988
61	(761) Other taxes accrued		
62	(762) Deferred income tax credits (p. 10A)	413,368	286,845
63	(763) Other current liabilities	911,958	683,683
64	Total current liabilities (exclusive of long-term debt due within one year)		
LONG-TERM DEBT DUE WITHIN ONE YEAR		(a1) Total issued	(a2) Held by or for respondent
65	(764) Equipment obligations and other debt (pp. 11 and 14)		
LONG-TERM DEBT DUE AFTER ONE YEAR		(a1) Total issued	(a2) Held by or for respondent
66	(765) Funded debt unmaturing (p. 11)		
67	(766) Equipment obligations (p. 14)		
68	(767) Receivers' and Trustees' securities (p. 11)		
69	(768) Debt in default (p. 26)	2,087,415	1,579,448
70	(769) Accounts payable to affiliated companies (p. 14)	2,087,415	1,579,448
71	Total long-term debt due after one year		
RESERVES			
72	(771) Pension and welfare reserves	2,342	2,621
73	(772) Insurance reserves		
74	(774) Casualty and other reserves		
75	Total reserves	2,342	2,621
OTHER LIABILITIES AND DEFERRED CREDITS			
76	(781) Interest in default		
77	(782) Other liabilities		
78	(783) Unamortized premium on long-term debt		
79	(784) Other deferred credits (p. 26)	28,175	4,761
80	(785) Accrued liability—Leased property (p. 23)		
81	(786) Accumulated deferred income tax credits (p. 10A)	28,175	4,761
82	Total other liabilities and deferred credits		
SHAREHOLDERS' EQUITY		(a1) Total issued	(a2) Nominally issued securities
Capital stock (Par or stated value)			
83	(791) Capital stock issued: Common stock (p. 11)	500,000	500,000
84	Preferred stock (p. 11)		
85	Total	500,000	500,000
86	(792) Stock liability for conversion		
87	(793) Discount on capital stock		
88	Total capital stock	500,000	500,000
Capital surplus			
89	(794) Premiums and assessments on capital stock (p. 25)		
90	(795) Paid-in-surplus (p. 25)		
91	(796) Other capital surplus (p. 25)		
92	Total capital surplus		

Continued on page 5A

200. COMPARATIVE GENERAL BALANCE SHEET—LIABILITIES AND SHAREHOLDERS' EQUITY—Continued

		<i>Retained income</i>	
93	(197) Retained income—Appropriated (p. 25) —————		
94	(198) Retained income—Unappropriated (p. 10) —————	(708,369)	(422,748)
95	Total retained income —————	(708,369)	(422,748)
		TREASURY STOCK	
96	(198.5) Less-Treasury stock —————		
97	Total shareholders' equity —————	(208,369)	77,252
98	TOTAL LIABILITIES AND SHAREHOLDERS' EQUITY	2,821,521	2,347,765

Note.—See page 6 for explanatory notes, which are an integral part of the Comparative General Balance Sheet.

COMPARATIVE GENERAL BALANCE SHEET—EXPLANATORY NOTES

The notes listed below are provided for the purpose of disclosing supplementary information concerning matters which have an important effect on the financial condition of the carrier. The carrier shall give the particulars called for herein and where there is nothing to report, insert the word, "None"; and in addition thereto shall enter in separate notes with suitable particulars other matters involving material amounts of the character commonly disclosed in financial statements under generally accepted accounting and reporting principles, except as shown in other schedules. This includes explanatory statements explaining (1) the procedure in accounting for pension funds including payments to trustees and recording in the accounts pension costs, indicating whether or not consistent with the prior year, and state the amount, as nearly as practicable, of unfunded past service cost; (2) service interruption insurance policies and indicate the amount of indemnity to which respondent will be entitled for work stoppage losses and the maximum amount of additional premium respondent may be obligated to pay in the event such losses are sustained by other railroads; (3) particulars concerning obligations for stock purchase options granted to officers and employees; and (4) what entries have been made for net income or retained income restricted under provisions of mortgages and other arrangements.

1. Show under the estimated accumulated tax reductions realized during current and prior years under section 168 (formerly section 124—A) and under section 167 of the Internal Revenue Code because of accelerated amortization of emergency facilities and accelerated depreciation of other facilities and also depreciation deductions resulting from the use of the new guideline lives, since December 31, 1961, pursuant to Revenue Procedure 62-21 in excess of recorded depreciation. The amount to be shown in each case is the net accumulated reductions in taxes realized less subsequent increases in taxes due to expired or lower allowances for amortization or depreciation as a consequence of accelerated allowances in earlier years. Also, show the estimated accumulated net income tax reduction realized since December 31, 1961, because of the investment tax credit authorized in the Revenue Act of 1962. In the event provision has been made in the accounts through appropriations of surplus or otherwise for the contingency of increase in future tax payments, the amounts thereof and the accounting performed should be shown.

(a) Estimated accumulated net reduction in Federal income taxes since December 31, 1949, because of accelerated amortization of emergency facilities in excess of recorded depreciation under section 168 (formerly section 124-A) of the Internal Revenue Code NONE

(b) Estimated accumulated savings in Federal income taxes resulting from computing book depreciation under Commission rules and computing tax depreciation using the items listed below _____ \$ **NONE**

—Accelerated depreciation since December 31, 1953, under section 167 of the Internal Revenue Code.

—Guideline lives since December 31, 1961, pursuant to Revenue Procedure 62-21.

—Guideline lives under Class Life System (Asset Depreciation Range) since December 31, 1970, as provided in the Revenue Act of 1971.

(c) Estimated accumulated net income tax reduction utilized since December 31, 1961, because of the investment tax credit authorized in the Revenue Act of 1962, as amended _____ \$ **NONE**

(d) Estimated accumulated net reduction in Federal income taxes because of accelerated amortization of certain rolling stock since December 31, 1969, under provisions of Section 184 of the Internal Revenue Code _____ \$ **NONE**

(e) Estimated accumulated net reduction of Federal income taxes because of amortization of certain rights-of-way investment since December 31, 1969, under the provisions of Section 18 of the Internal Revenue Code \$ NONE

2. Amount of accrued contingent interest on funded debt recorded in the balance sheet:

NONE

NONE

3. As a result of dispute concerning the recent increase in per diem rates for use of freight cars interchanged, settlement of disputed amounts has been deferred awaiting final disposition of the matter. The amounts in dispute for which settlement has been deferred are as follows:

Item	As recorded in books			Amount not recorded
	Amount in dispute	Account Nos.		
		Debit	Credit	
Per diem receivable	\$			\$ NONE
Per diem payable				
Net amount	\$	XXXXXXXX	XXXXXXXX	\$ NONE

4. Amount (estimated, if necessary) of net income, or retained income which has to be provided for capital expenditures, and for sinking and other funds pursuant to provisions of reorganization plans, mortgages, deeds of trust, or other contracts _____ \$ **NONE**

5. Estimated amount of future earnings which can be realized before paying Federal income taxes because of unused and available net operating loss carryover on January 1 of the year following that for which the report is made _____ \$ **NONE**

300. INCOME ACCOUNT FOR THE YEAR

1. Give the Income Account of the respondent for the year in accordance with the rules prescribed in the Uniform System of Accounts for Railroad Companies. All contra entries hereunder should be indicated in parentheses.

2. Any unusual accruals involving substantial amounts included in column (b) on lines 7 to 57, inclusive, should be fully explained in a footnote.

3. Line 28 includes only dividends from investments accounted for under the cost method. Line 34 includes only dividends accounted for under the equity method. Line 35 includes the undistributed earnings from investments accounted for under the equity method. Line 36 represents the earnings (losses) of investee companies accounted for under the equity method.

Line No.	Item (a)	Amount for current year (b)
	ORDINARY ITEMS	\$
	OPERATING INCOME	
	RAILWAY OPERATING INCOME	
1	(501) Railway operating revenues (p. 27)	1,168,073
2	(531) Railway operating expenses (p. 28)	1,241,941
3	Net revenue from railway operations	(73,868)
4	(532) Railway tax accruals	214,518
5	(533) Provision for deferred taxes	(288,386)
6	Railway operating income	
	RENT INCOME	
7	(503) Hire of freight cars and highway revenue equipment—Credit balance	14,369
8	(504) Rent from locomotives	46,800
9	(505) Rent from passenger-train cars	
10	(506) Rent from floating equipment	
11	(507) Rent from work equipment	
12	(508) Joint facility rent income	
13	Total rent income	61,169
	RENTS PAYABLE	
14	(536) Hire of freight cars and highway revenue equipment—Debit balance	
15	(537) Rent for locomotives	
16	(538) Rent for passenger-train cars	
17	(539) Rent for floating equipment	
18	(540) Rent for work equipment	
19	(541) Joint facility rents	
20	Total rents payable	61,169
21	Net rents (line 13 less line 20)	(227,217)
22	Net railway operating income (lines 6,21)	
	OTHER INCOME	
23	(502) Revenues from miscellaneous operations (p. 28)	
24	(509) Income from lease of road and equipment (p. 31)	
25	(510) Miscellaneous rent income (p. 29)	13,923
26	(511) Income from nonoperating property	
27	(512) Separately operated properties—Profit	
28	(513) Dividend income (from investments under cost only)	
29	(514) Interest income	22,800
30	(516) Income from sinking and other reserve funds	
31	(517) Release of premiums on funded debt	
32	(518) Contributions from other companies (p. 31)	
33	(519) Miscellaneous income (p. 29)	6,291
34	Dividend income (from investments under equity only)	
35	Undistributed earnings (losses)	
36	Equity in earnings (losses) of affiliated companies (lines 34,35)	
37	Total other income	43,014
38	Total income (lines 22,37)	(184,203)
	MISCELLANEOUS DEDUCTIONS FROM INCOME	
39	(534) Expenses of miscellaneous operations (p. 28)	
40	(535) Taxes on miscellaneous operating property (p. 28)	
41	(543) Miscellaneous rents (p. 29)	2,400
42	(544) Miscellaneous tax accruals	
43	(545) Separately operated properties—Loss	

300. INCOME ACCOUNT FOR THE YEAR—Continued

Line No.	Item (a)	Amount for current year (b)
44	(549) Maintenance of investment organization _____	\$
45	(550) Income transferred to other companies (p. 31) _____	
46	(551) Miscellaneous income charges (p. 29) _____	
47	Total miscellaneous deductions _____	2,400
48	Income available for fixed charges (lines 38, 47) _____	(186,603)
FIXED CHARGES		
49	(542) Rent for leased roads and equipment _____	
	(546) Interest on funded debt:	
50	(a) Fixed interest not in default _____	
51	(b) Interest in default _____	
52	(547) Interest on unfunded debt _____	99,018
53	(548) Amortization of discount on funded debt _____	
54	Total fixed charges _____	99,018
55	Income after fixed charges (lines 48, 54) _____	(285,621)
OTHER DEDUCTIONS		
	(546) Interest on funded debt:	
56	(c) Contingent interest _____	
57	Ordinary income (lines 55, 56) _____	(285,621)
EXTRAORDINARY AND PRIOR PERIOD ITEMS		
58	(570) Extraordinary items—Net Credit (Debit) (p. 9) _____	
59	(580) Prior period items—Net Credit (Debit)(p. 9) _____	
60	(590) Income taxes on extraordinary and prior period items—Debit (Credit) (p. 9) _____	
61	(591) Provision for deferred taxes—Extraordinary and prior period items _____	
62	Total extraordinary and prior period items—Credit (Debit) _____	
63	Net income transferred to Retained Income—Unappropriated (lines 57, 62) _____	(285,621)

NOTE.—See page 9 for explanatory notes which are an integral part of the Income Account for the Year.

300. INCOME ACCOUNT FOR THE YEAR—EXPLANATORY NOTES

The space below is provided for the purpose of disclosing additional information concerning items of income for the current year. Each carrier shall give the particulars of items herein. Enter in separate notes with suitable explanation, amounts included in income accounts in connection with any unusual and material accrual or change-over in accounting practice and other matters of the character commonly disclosed in financial statements under generally accepted accounting and reporting principles. Minor items which have no consequential effect on net income for the year need not be reported. If carrier has nothing to report, insert the word "None." The explanation of items included in accounts 570, "Extraordinary items"; 580, "Prior period items"; and 590 "Income taxes on extraordinary and prior period items" are to be disclosed in notes and remarks section below.

- 64 Indicate method elected by carrier, as provided in the Revenue Act of 1971, to account for the investment tax credit.
 Flow-through _____ Deferral _____ NONE
- 65 If flow-through method was elected, indicate net decrease (or increase) in tax accrual because of investment tax credit \$ _____
- 66 If deferral method was elected, indicate amount of investment tax credit utilized as a reduction of tax liability for current year _____ \$ NONE
- 67 Deduct amount of current year's investment tax credit applied to reduction of tax liability but deferred for accounting purposes _____ (\$ NONE)
- 68 Balance of current year's investment tax credit used to reduce current year's tax accrual _____ \$ NONE
- 69 Add amount of prior year's deferred investment tax credits being amortized and used to reduce current year's tax accrual _____ \$ NONE
- 70 Total decrease in current year's tax accrual resulting from use of investment tax credits _____ \$ NONE
- 71 In accordance with Docket No. 34178 (Sub-No. 2), show below the effect of deferred taxes on prior years net income as reported in annual reports to the Commission. Debit amounts in column (b) and (d), and credit amounts in column (c) should be indicated by parentheses.

Year (a)	Net income as reported (b)	Provision for deferred taxes (c)	Adjusted net income (d)
1973	\$	\$	\$
1972			
1971			

NOTES AND REMARKS

305. RETAINED INCOME—UNAPPROPRIATED

1. Show hereunder the items of the Retained Income Accounts of the respondent for the year, classified in accordance with the Uniform System of Accounts for Railroad Companies.

2. All contra entries hereunder should be indicated in parentheses.

3. Indicate under "Remarks" the amount of assigned Federal income tax consequences, accounts 606 and 616.

4. Segregate in column (c) all amounts applicable to the equity in undistributed earnings (losses) of affiliated companies based on the equity method of accounting.

5. Line 2 (line 6 if debit balance), column (c), should agree with line 35, column (b), schedule 300. The total of columns (b) and (c), lines 2 and 6, should agree with line 63, column (b), schedule 300.

6. Include in column (b) only amounts applicable to Retained Income exclusive of any amounts included in column (c).

Line No.	Item	Retained income—Unappropriated	Equity in undistributed earnings (losses) of affiliated companies
	(a)	(b)	(c)
1	Balances at beginning of year _____	\$ (422,748)	\$ _____
	CREDITS		
2	(602) Credit balance transferred from income _____		
3	(606) Other credits to retained income† _____		
4	(622) Appropriations released _____		
5	Total _____		
	DEBITS		
6	(612) Debit balance transferred from income _____	285,621	
7	(616) Other debits to retained income _____		
8	(620) Appropriations for sinking and other reserve funds _____		
9	(621) Appropriations for other purposes _____		
10	(623) Dividends _____		
11	Total _____	285,621	
12	Net increase (decrease) during year (Line 5 minus line 11) _____	(285,621)	
13	Balances at close of year (Lines 1 and 12) _____	(708,369)	
14	Balance from line 13 (c) _____		XXXXXX
15	Total unappropriated retained income and equity in undistributed earnings (losses) of affiliated companies at end of year _____	(708,369)	XXXXXX
	Remarks		
16	Amount of assigned Federal income tax consequences: Account 606 _____		XXXXXX
17	Account 616 _____		XXXXXX

†Show principal items in detail.

350. RAILWAY TAX ACCRUALS

1. In Sections A and B show the particulars called for with respect to net accruals of taxes on railroad property and U.S. Government taxes charged to account 532, "Railway tax accruals" of the respondent's Income account for the year.

2. In Section C show an analysis and distribution of Federal income taxes.

A. Other than U.S. Government Taxes			B. U.S. Government Taxes		
Line No.	Name of State (a)	Amount (b)	Kind of tax (a)	Amount (b)	Line No.
1	Minn. Gross Earnings Tax	\$ 59,338	Income taxes:	\$	
2			Normal tax and surtax		11
3			Excess profits		12
4			Total—Income taxes		13
5			Old-age retirement	145,647	14
6			Unemployment insurance	9,310	15
7			All other United States Taxes	223	16
8			Total—U.S. Government taxes	155,180	17
9			Grand Total—Railway Tax Accruals		
10	Total—Other than U.S. Government Taxes	59,338	(account 532)	214,518	18

C. Analysis of Federal Income Taxes

1. In column (a) are listed the particulars which most often cause a differential between taxable income and pretax accounting income. Other particulars which cause such a differential should be listed under the caption "Other", including State and other taxes deferred if computed separately. Minor items each less than \$100,000 may be combined in a single entry under "Other".

2. Indicate in column (b) the beginning of the year total of accounts 714, 744, 762 and 786 applicable to each particular item in column (a).

3. Indicate in column (c) the net change in accounts 714, 744, 762 and 786 for the net tax effect of timing differences originating and reversing in the current accounting period.

4. Indicate in column (d) any adjustments, as appropriate, including adjustments to eliminate or reinstate deferred tax effects (credits or debits) due to applying or recognizing a loss carry-forward or a loss carry-back.

5. The total of line 28 in columns (c) and (d) should agree with the total of the contra charges (credits) to account 533, provision for deferred taxes, and account 591, provision for deferred taxes—extraordinary and prior period items, for the current year.

6. Indicate in column (e) the cumulative total of columns (b), (c), and (d). The total of column (e) must agree with the total of accounts 714, 744, 762 and 786.

Line No.	Particulars (a)	Beginning of Year Balance (b)	Net Credits (Charges) for Current Year (c)	Adjustments (d)	End of Year Balance (e)
19	Accelerated depreciation, Sec. 167 I.R.C.: Guideline lives pursuant to Rev. Proc. 62-21				NONE
20	Accelerated amortization of facilities Sec. 168 I.R.C.				
21	Accelerated amortization of rolling stock, Sec. 184 I.R.C.				
22	Amortization of rights of way, Sec. 185 I.R.C.				
23	Other (Specify)				
24					
25					
26					
27	Investment tax credit				
28	TOTALS				

Notes and Remarks

Schedule 202.—COMPENSATING BALANCES AND SHORT-TERM BORROWING ARRANGEMENTS

Using the following notes as a guideline, show the requirements of compensating balances and short-term borrowing arrangements. Footnote disclosure is required even though the arrangement is not reduced to writing.

1. Disclose compensating balances not legally restricted, lines of credit used and unused, average interest rate of short-term borrowings outstanding at balance sheet date, maximum amount of outstanding borrowings during the period and the weighted average rate of those borrowings.
2. Time deposits and certificates of deposit where not included elsewhere as part of compensating balances should be disclosed.
3. Compensating balance arrangements need only be disclosed for the latest fiscal year.
4. Compensating balances under an agreement which legally restricts the use of such funds should be included in Schedule 203, account 703, Special deposits.
5. Compensating balance arrangements are sufficiently material to require disclosure or segregation when the aggregate of written and oral agreement balances amount to 15 percent or more of liquid assets (current cash balanced, restricted and unrestricted plus marketable securities).
6. When a carrier is not in compliance with a compensating balance requirement that fact should be disclosed along with stated and possible sanctions whenever such possible sanctions may be immediate (not vague or unpredictable) and material.

Schedule 203.—SPECIAL DEPOSITS

Show separately each cash deposit of \$10,000 or more reflected in account 703 at the close of the year. Items of less than \$10,000 may be combined in a single entry and described as "Minor items less than \$10,000."

Line No.	Purpose of deposit (a)	Balance at close of year (b)
	Interest special deposits:	5
1		
2		
3		
4		
5		
6	Total	
	Dividend special deposits:	
7		
8		
9		
10		
11		
12	Total	
	Miscellaneous special deposits:	
13	Minor items less than \$10,000	1,000
14		
15		
16		
17		
18	Total	1,000
	Compensating balances legally restricted:	
19		
20		
21		
22		
23		
24	Total	

NOTES AND REMARKS

670. FUNDED DEBT UNMATURED

Give particulars of the various issues of securities in accounts Nos. 764, "Equipment obligations and other debt due within one year" (excluding equipment obligations), and of this report, securities are considered to be *actually issued* when sold to a bona fide purchaser for a valuable consideration, and such purchaser holds free from control by the issuer. "Funded debt unmatured" at close of the year. Funded debt, as here used, comprises all obligations maturing later than one year after date of issue in accordance with the instructions in the Uniform System of Accounts for Railroad Companies. Show interest accrued on funded debt reacquired, matured during the year, even though no portion of the issue is outstanding at the close of the year.

Line No.	Name and character of obligation (a)	Nominal date of issue (b)	Interest provisions		Total amount actually issued (h)	Required and held by or for respondent (Identify pledged securities by symbol "P") (i)	Interest during year	
			Rate percent annum (d)	Dates due maturity (c)			Accrued (k)	Actually paid (l)
1			NONE		\$	\$	\$	\$
2								
3								
4								
					Total			

Actually issued, \$

Funded debt canceled: Nominally issued, \$

Purpose for which issue was authorized:

690. CAPITAL STOCK

Give the particulars called for concerning the several classes and issues of capital stocks of the respondent outstanding at the close of the year, and make all necessary explanations in footnotes. For definition of securities *actually issued* and *actually outstanding* see instructions for schedule 670. It should be noted that section 20a of the Interstate Commerce Act makes it unlawful for a carrier to

Line No.	Class of stock (a)	Date issue was authorized (b)	Par value per share (c)	Authorized (d)	Authenticated (e)	Par value of par value or shares of nonpar stock		Actually outstanding at close of year	
						Nominally issued and held by or for respondent (Identify pledged securities by symbol "P") (f)	Total amount actually issued (g)	Reacquired and held by or for respondent (Identify pledged securities by symbol "P") (h)	Par value of par-value stock (i)
1	Common	2-26-17	\$ 100	1,000,000	500,000	500,000	\$ 500,000	NONE	\$ 500,000
2									
3									
4									

Par value of par value or book value of nonpar stock canceled: Nominally issued, \$

NONE

Actually issued, \$

NONE

Amount of receipts outstanding at the close of the year for installments received on subscriptions for stocks

Purpose for which issue was authorized: In payment of Minnesota and Ontario Paper Company for construction of property.

The total number of stockholders at the close of the year was One (1)

695. RECEIVERS' AND TRUSTEES' SECURITIES

Give particulars of evidences of indebtedness issued and payment of equipment obligations assumed by receivers and trustees under orders of a court as provided for in account No. 767, "Receivers' and trustees' securities." For definition of securities *actually issued* and *actually outstanding*, see instructions for schedule 670.

Line No.	Name and character of obligation (a)	Nominal date of issue (b)	Date of maturity (c)	Interest provisions		Total par value authorized (f)	Total par value held by or for respondent at close of year		Interest during year	
				Rate percent annum (d)	Dates due maturity (e)		Nominally issued (g)	Nominally outstanding (h)	Accrued (j)	Actually paid (k)
1						\$	\$	\$	\$	\$
2										
3										
4										
						Total				

By the State Board of Railroad Commissioners, or other public authority, if any, having control over the issue of securities; if no public authority has such control, state the purpose and amounts as authorized by the board of directors and approved by stockholders.

701. ROAD AND EQUIPMENT PROPERTY

1. Give particulars of changes during the year in accounts 731, "Road and equipment property," and 732, "Improvements on leased property," classified in accordance with the Uniform System of Accounts for Railroad Companies.

2. Gross charges during the year should include disbursements made for the specific purpose of purchasing, constructing, and equipping new lines, extensions of old lines, and for additions and betterments. Both the debit and credit involved in each transfer, adjustment, or clearance, between road and equipment accounts, should be included in columns (c) and (d), as may be appropriate, depending on the nature of the item. Adjustments in excess of \$100,000 should be

explained. All changes made during the year should be analyzed by primary accounts.

3. Report on line 35 amounts not includable in the primary road accounts. The items reported should be briefly identified and explained in a footnote on page 12. Amounts should be reported on this line only under special circumstances, usually after permission is obtained from the Commission for exceptions to prescribed accounting. Reference to such authority should be made when explaining the amounts reported. Respondents must not make arbitrary changes to the printed stub or column headings without specific authority from the Commission.

Line No.	Account (a)	Balance at beginning of year (b)	Gross charges during year (c)	Credits for property retired during year (d)	Balance at close of year (e)
1	(1) Engineering	\$ 39,668	\$ 12,500	\$ 3,879	\$ 48,289
2	(2) Land for transportation purposes	7,750			7,750
3	(2 1/2) Other right-of-way expenditures	-			-
4	(3) Grading	29,642		17,703	11,939
5	(5) Tunnels and subways	-			-
6	(6) Bridges, trestles, and culverts	353,922			353,922
7	(7) Elevated structures	-			-
8	(8) Ties	77,861		46,502	31,359
9	(9) Rails	129,702	29,266	98,534	60,434
10	(10) Other track material	153,252	4,686	94,014	63,924
11	(11) Ballast	57,912		34,588	23,324
12	(12) Track laying and surfacing	107,231	14,734	64,043	57,922
13	(13) Fences, snowsheds, and signs	919			919
14	(16) Station and office buildings	38,812			38,812
15	(17) Roadway buildings	30,507			30,507
16	(18) Water stations	-			-
17	(19) Fuel stations	7,926			7,926
18	(20) Shops and enginehouses	81,641			81,641
19	(21) Grain elevators	-			-
20	(22) Storage warehouses	-			-
21	(23) Wharves and docks	-			-
22	(24) Coal and ore wharves	-			-
23	(25) TOFC/COFC terminals	-			-
24	(26) Communication systems	16,740	29,964	16,740	29,964
25	(27) Signals and interlockers	15,105			15,105
26	(29) Power plants	-			-
27	(31) Power-transmission systems	3,929			3,929
28	(35) Miscellaneous structures	-			-
29	(37) Roadway machines	52,144	16,165		68,309
30	(38) Roadway small tools	330			330
31	(39) Public improvements—Construction	14,350			14,350
32	(43) Other expenditures—Road	-			-
33	(44) Shop machinery	24,804	3,690		28,494
34	(45) Power-plant machinery	-			-
35	Other (specify and explain)				
36	Total Expenditures for Road	1,244,147	111,005	376,003	979,149
37	(52) Locomotives	255,304	34,056		289,360
38	(53) Freight-train cars	698,044		40,218	657,826
39	(54) Passenger-train cars				
40	(55) Highway revenue equipment				
41	(56) Floating equipment				
42	(57) Work equipment	4,423			4,423
43	(58) Miscellaneous equipment	5,606			5,606
44	Total Expenditures for Equipment	963,377	34,056	40,218	957,215
45	(71) Organization expenses	2,566		2,056	510
46	(76) Interest during construction	4,777		3,920	857
47	(77) Other expenditures—General				
48	Total General Expenditures	7,343		5,976	1,367
49	Total	2,214,867	145,061	422,197	1,937,731
50	(80) Other elements of investment				
51	(90) Construction work in progress	35,120	120,014		155,134
52	Grand Total	2,249,987	265,075	422,197	2,092,865

801. PROPRIETARY COMPANIES

Give particulars called for regarding each inactive proprietary corporation of the include such line when the actual title to all of the outstanding stocks or obligations rests in a corporation controlled by or controlling the respondent, but in the case of any such respondent (i.e., one of whose outstanding stocks or obligations are held by or for the respondent without any accounting to the said proprietary corporation). It may also

Line No.	Name of proprietary company (a)	MILEAGE OWNED BY PROPRIETARY COMPANY					Investment in transportation property (accounts Nos. 731 and 732) (g)	Capital stock (account No. 791) (b)	Unmatured funded debt (account No. 765) (i)	Debt in default (account No. 768, (account No. 769) (k)	Amounts payable to affiliated companies (account No. 769) (k)
		Road (b)	Second and additional main tracks (c)	Passing tracks, crossovers, and turnouts (d)	Way switching tracks (e)	Yard switching tracks (f)					
1					NONE						
2											
3											
4											
5											

901. AMOUNTS PAYABLE TO AFFILIATED COMPANIES

Give full particulars of the amounts payable by the respondent to affiliated companies, debt is evidenced by notes, each note should be separately shown in column (a). Entries as defined in connection with account No. 769, "Amounts payable to affiliated companies," in the Uniform System of Accounts for Railroad Companies. If any such negotiable debt retired during the year, even though no portion of the issue remained outstanding at the close of the year. Show, also, in a footnote, particulars of interest charged to cost of property

Line No.	Name of creditor company (a)	Balance at beginning of year (c)	Balance at close of year (d)	Interest accrued during year (e)	Interest paid during year (f)
1	Boise Cascade Corporation	\$ 1,579,448	\$ 2,087,415	\$ 99,017.36	\$ 99,017.36
2					
3					
4					
5					
6	Total	1,579,448	2,087,415	99,017.36	99,017.36

902. EQUIPMENT COVERED BY EQUIPMENT OBLIGATIONS

Give the particulars called for regarding the equipment obligations included in the (a) show the name by which the equipment obligation is designated and in column (b) in column (d) show the contract price at which the equipment is acquired, and in column balance outstanding in accounts Nos. 764, "Equipment obligations and other debt due within one year," and 766, "Equipment obligations," at the close of the year. In column (c) show current rate of interest, together with other details of identification. In column (e) show current rate of interest, in column (f) show the amount of cash price upon acceptance of the equipment.

Line No.	Description of equipment obligation (a)	Description of equipment covered (b)	Current rate of interest (c)	Contract price of equipment acquired (d)	Cash paid on acceptance of equipment (e)	Actually outstanding at close of year (f)	Interest accrued during year (g)	Interest paid during year (h)
1		NONE						
2								
3								
4								
5								
6								
7								
8								
9								
10								

GENERAL INSTRUCTIONS CONCERNING RETURNS IN SCHEDULES 1001 AND 1002

1. Schedules 1001 and 1002 should give particulars of stocks, bonds, other secured obligations, unsecured notes, and investment advances of other corporations held by respondent at the close of the year specifically as investments, including obligations of the United States, of a State or local government, or of an individual, so held, in accounts Nos. 715, "Sinking funds"; 716, "Capital and other reserve funds"; 721, "Investments in affiliated companies"; 722, "Other investments"; and 717, "Insurance and other funds"; investments made, disposed of, or written down during the year; and dividends and interest credited to income. Securities of affiliated companies are reportable in schedule No. 1001. Securities of non-affiliated companies are reportable in schedule No. 1002, however, investments included in account Nos. 715, 716 and 717 held by trustees in lieu of cash deposits required under the governing instrument are to be excluded from this schedule. If any advances reported are pledged, give particulars in a footnote. For definition of affiliated companies, see the rules governing account No. 721, "Investments in affiliated companies," in the Uniform System of Accounts for Railroad Companies.

2. These investments should be subdivided to show the book value pledged, unpledged, and held in fund accounts. Under "pledged" include the book value of securities recorded in accounts Nos. 721, "Investments in affiliated companies," and 722, "Other investments," which are deposited with some pledgee or other trustee, or held subject to the lien of a chattel mortgage, or subject to any other restriction or condition which makes them unavailable for general corporate purposes. "Unpledged" should include all securities held by or for the respondent free from any lien or restriction, recorded in the accounts mentioned above. Under "In sinking, insurance, and other funds" include the book value of securities recorded in accounts Nos. 715, "Sinking funds"; 716, "Capital and other reserve funds"; and 717, "Insurance and other funds."

3. List the investments in the following order and show a total for each group and each class of investments by accounts in numerical order:

(A) Stocks:

- (1) Carriers—active.
- (2) Carriers—inactive.
- (3) Noncarriers—active.
- (4) Noncarriers—inactive.

(B) Bonds (including U. S. Government Bonds):

(C) Other secured obligations:

(D) Unsecured notes:

(E) Investment advances:

4. The subclassification of classes (B), (C), (D), and (E) should be the same as that provided for class (A).

5. By carriers, as the term is here used, is meant companies owning or operating railroads, facilities auxiliary thereto such as bridges, ferries, union depots, and other terminal facilities, sleeping cars, parlor cars, dining cars, freight cars, stockyards, express service and facilities, electric railway highway motor vehicles, steamboats and other marine transportation equipment, pipe lines (other than those for transportation of water), and other instrumentalities devoted to the transportation of persons or property for hire. Telegraph and telephone companies are not meant to be included.

6. Noncarrier companies should, for the purposes of these schedules, include telephone companies, telegraph companies, mining companies, manufacturing companies, hotel companies, etc. Purely "holding companies" are to be classed as noncarrier companies, even though the securities held by such companies are largely or entirely those issued or assumed by carriers.

7. By an active corporation is meant one which maintains an organization for operating property or administering its financial affairs. An inactive corporation is one which has been practically absorbed in a controlling corporation, and which neither operates property nor administers its financial affairs; if it maintains an organization it does so only for the purpose of complying with legal requirements and maintaining title to property or franchises.

8. In case any adjustments in book values thereof have been made during the year, a detailed statement thereof should be given on page 38 of this form.

9. Classify the securities according to the classification given above, showing the subclass by means of letters and figures in columns (a) and (b). Indicate by means of an arbitrary mark in column (c) the obligation in support of which any security is pledged, mortgaged, or otherwise encumbered, giving names and other important particulars of such obligations in footnotes.

10. Entries in column (c) should show date of maturity of bonds and other evidences of indebtedness. Obligations of the same designation which mature serially may be reported as "Serially 15 _____ to 19. _____"

11. If the cost of any investment made during the year differs from the book value reported, explain the matter in a footnote. By "cost" is meant the consideration given minus accrued interest or dividends included therein.

12. These schedules should not include any securities issued or assumed by respondent.

NONE

1001. INVESTMENTS IN AFFILIATED COMPANIES (See page 15 for Instructions)

Line No.	Ac-count No.	Class No.	Name of issuing company and description of security held, also lien reference, if any	Extent of control	Investments at close of year	
					Book value of amount held at close of year	
					Pledged	Unpledged
	(a)	(b)	(c)	(d)	(e)	(f)
1			NONE	%		
2						
3						
4						
5						
6						
7						
8						
9						
10						

1002. OTHER INVESTMENTS (See page 15 for Instructions)

Line No.	Ac-count No.	Class No.	Name of issuing company or government and description of security held, also lien reference, if any	Investments at close of year	
				Book value of amount held at close of year	
				Pledged	Unpledged
	(a)	(b)	(c)	(d)	(e)
1			NONE		
2					
3					
4					
5					
6					
7					
8					
9					
10					
11					

1001. INVESTMENTS IN AFFILIATED COMPANIES—Concluded

Investments at close of year		Book value of investments made during year (i)	Investments disposed of or written down during year		Dividends or interest during year		Line No.
Book value of amount held at close of year			Book value* (j)	Selling price (k)	Rate (l)	Amount credited to income (m)	
In sinking, insurance, and other funds (g)	Total book value (h)						
\$	\$	\$ NONE	\$	\$	%	\$	1
							2
							3
							4
							5
							6
							7
							8
							9
							10

1002. OTHER INVESTMENTS—Concluded

Investments at close of year		Book value of investments made during year (h)	Investments disposed of or written down during year		Dividends or interest during year		Line No.
Book value of amount held at close of year			Book value* (i)	Selling price (j)	Rate (k)	Amount credited to income (l)	
In sinking, insurance, and other funds (f)	Total book value (g)						
\$	\$	\$ NONE	\$	\$	%	\$	1
							2
							3
							4
							5
							6
							7
							8
							9
							10
							11

*Identify all entries in this column which represent a reduction in the book value of securities by symbol and give full explanation in a footnote in each case.

1003. INVESTMENTS IN COMMON STOCKS OF AFFILIATED COMPANIES

Undistributed Earnings From Certain Investments in Affiliated Companies

1. Report below the details of all investments in common stocks included in Account 721, Investments in Affiliated Companies, which qualify for the equity method under instruction 6-2, in the Uniform System of Accounts for Railroad Companies.
2. Enter in column (c) the amount necessary to retroactively adjust those investments qualifying for the equity method of accounting in accordance with instruction 6-2 (b)(11) of the Uniform System of Accounts for Railroad Companies.
3. Enter in column (d) the share of undistributed earnings (i.e., less dividends) or losses.
4. Enter in column (e) the amortization for the year of the excess of cost over equity in net assets (equity over cost) at date of acquisition. See instruction 6-2 (b)(4).
5. The total of column (g) must agree with column (b), line 21, schedule 200.
6. For definitions of "carrier" and "noncarrier," see general instructions 5 and 6 on page 15.

Line No.	Name of issuing company and description of security held (a)	Balance at beginning of year (b)	Adjustment for investments qualifying for equity method (c)	Equity in undistributed earnings (losses) during year (d)	Amortization during year (e)	Adjustment for investments disposed of or written down during year (f)	Balance at close of year (g)
1	Carriers: (List specifics for each company)	\$	\$	\$	\$	\$	\$
2	NONE						
3							
4							
5							
6							
7							
8							
9							
10							
11							
12							
13							
14							
15							
16							
17							
18	Total						
19	Noncarriers: (Show totals only for each column)						
20	Total (lines 18 and 19)						

NOTES AND REMARKS

1201. SECURITIES, ADVANCES, AND OTHER INTANGIBLES OWNED OR CONTROLLED THROUGH NONREPORTING CARRIER AND NONCARRIER SUBSIDIARIES

1. Give particulars of investments represented by securities and advances (including securities issued or assumed by respondent), and of other intangible property, indirectly owned or controlled by respondent through any subsidiary which does not report to the Commission under the provisions of Part I of the Interstate Commerce Act, without regard to any question of whether the company issuing the securities, or the obligor, is controlled by the subsidiary.

2. This schedule should include all securities, open account advances, and other intangible property owned or controlled by nonreporting companies shown in schedule 1001, as well as those owned or controlled by any other organization or individual whose action respondent is enabled to determine.

3. Investments in U. S. Treasury obligations may be combined in a single item.

Line No.	Class No.	Name of issuing company and security or other intangible thing in which investment is made (list on same line in second section and in same order as in first section)	Total book value of investments at close of the year	Book value of investments made during the year	Investments disposed of or written down during year	
					Book value (e)	Selling price (f)
1		NONE	\$	\$	\$	\$
2						
3						
4						
5						
6						
7						
8						
9						
10						
11						
12						
13						
14						
15						
16						
17						
18						
19						
20						
21						
22						
23						
24						

Line No.	Names of subsidiaries in connection with things owned or controlled through them
1	NONE
2	
3	
4	
5	
6	
7	
8	
9	
10	
11	
12	
13	
14	
15	
16	
17	
18	
19	
20	
21	

1302. DEPRECIATION BASE AND RATES—ROAD AND EQUIPMENT OWNED AND USED AND LEASED FROM OTHERS

1. Show in columns (b) and (c), for each primary account, the depreciation base used in computing the depreciation charges for the month of January and in columns (c) and (f) show the depreciation base used in computing the depreciation charges for the month of December; in columns (d) and (g) show the composite rates used in computing the depreciation charges for the month of December, and on lines 29 and 37 of these columns show the composite percentage for all road and equipment accounts, respectively, ascertained by applying the primary account composite rates to the depreciation base used in computing the charges for December and dividing the total so computed by the total depreciation base for the same month. The depreciation base should not include the cost of equipment, used but not owned, when the rents therefor are included in the rent for equipment accounts Nos. 536 to 540, inclusive. It should include the cost of equipment owned and leased to others when the rents therefrom are included in the rent for equipment accounts Nos. 503 to 507, inclusive. The composite rates used should be those prescribed or otherwise authorized by the Commission, except that where the use of component rates has been authorized, the composite rates to be shown for the respective

primary accounts should be recomputed from the December charges developed by the use of the authorized rates. If any changes in rates were effective during the year, give full particulars in a footnote.

2. All leased properties may be combined and one composite rate computed for each primary account, or a separate schedule may be included for each such property.

3. Show in columns (e), (f), and (g), data applicable to property, used but not owned, when the rent therefor is included in account No. 542. Report data applicable to improvements to such property, the cost of which is included in account 732, in columns (b), (c) and (d).

4. If the depreciation base for accounts 1, 2 1/2, 3, 5, and 39 includes nondepreciable property, a statement to that effect should be made in a footnote.

5. If depreciation accruals have been discontinued for any account, the depreciation base should be reported nevertheless in support of depreciation reserves. Authority for the discontinuance of accruals should be shown in a footnote indicating the account(s) affected.

Line No.	Account (a)	Owned and used			Leased from others		
		Depreciation base		Annual composite rate (percent) (d)	Depreciation base		Annual composite rate (percent) (g)
		At beginning of year (b)	At close of year (c)		At beginning of year (e)	At close of year (f)	
		\$	\$	%	\$	\$	%
	ROAD						
1	(1) Engineering	39,667	48,289	1.00			
2	(2 1/2) Other right-of-way expenditures						
3	(3) Grading	29,642	11,939	0.15			
4	(5) Tunnels and subways						
5	(6) Bridges, trestles, and culverts	353,922	353,922	2.65			
6	(7) Elevated structures						
7	(13) Fences, snowsheds, and signs	919	919	2.90			
8	(16) Station and office buildings	38,812	38,812	2.60			
9	(17) Roadway buildings	30,507	30,507	2.65			
10	(18) Water stations						
11	(19) Fuel stations	7,926	7,926	4.00			
12	(20) Shops and enginehouses	81,641	81,641	2.45			
13	(21) Grain elevators						
14	(22) Storage warehouses						
15	(23) Wharves and docks						
16	(24) Coal and ore wharves						
17	(25) TOFC/COFC terminals						
18	(26) Communication systems	16,740	29,964	10.00			
19	(27) Signals and interlockers	15,105	15,105	4.00			
20	(29) Power plants						
21	(31) Power-transmission systems	3,929	3,929	3.95			
22	(35) Miscellaneous structures						
23	(37) Roadway machines	52,144	68,309	8.60			
24	(39) Public improvements—Construction	14,350	14,350	4.00			
25	(44) Shop machinery	24,804	28,494	2.70			
26	(45) Power-plant machinery						
27	All other road accounts						
28	Amortization (other than defense projects)						
29	Total road	710,108	734,106	3.69			
	EQUIPMENT						
30	(52) Locomotives	255,304	289,360	3.88			
31	(53) Freight-train cars	698,044	657,826	3.42			
32	(54) Passenger-train cars						
33	(55) Highway revenue equipment						
34	(56) Floating equipment						
35	(57) Work equipment	4,423	4,423	3.22			
36	(58) Miscellaneous equipment	5,606	5,606	17.65			
37	Total equipment	963,377	957,215	7.04			
38	Grand Total	1,673,485	1,691,321	4.43			

1303. DEPRECIATION BASE AND RATES—ROAD AND EQUIPMENT LEASED TO OTHERS

1. This schedule is to be used in cases where the related depreciation reserve is carried in the accounts of the respondent, and the rent therefrom is included in account No. 509.

2. Show in columns (b) and (c), for each primary account, the depreciation base used in computing the depreciation for the months of January and December, respectively, with respect to road and equipment owned by the respondent but leased to others, the depreciation charges for which are not includable in operating expenses of the respondent, but for which the depreciation reserve is recorded in the accounts of the respondent. If the base for road is other than the original cost or estimated original cost as found by the Commission's Bureau of Accounts, brought to a current date by the respondent from its Order No. 3 records and accounts, or is other than ledger value for equipment, a full explanation should be given.

3. In column (d) show the composite rates used in computing the depreciation for the month of December and on lines 28 and 36 of this column show the composite percentage for all road and equipment accounts, respectively, ascertained by applying the primary accounts composite rates to the depreciation base used in computing the depreciation for December and dividing the total so computed by the depreciation base.

4. If the depreciation base for accounts 1, 2 1/2, 3, 5, and 39 includes nondepreciable property, a statement to that effect should be made in a footnote.

5. If depreciation accruals have been discontinued for any account, the depreciation base should be reported nevertheless in support of depreciation reserves. Authority for the discontinuance of accruals should be shown in a footnote indicating the account(s) affected.

Line No.	Account (a)	Depreciation base		Annual composite rate (percent) (d)
		Beginning of year (b)	Close of year (c)	
		\$	\$	%
	ROAD			
	NONE			
1	(1) Engineering			
2	(2 1/2) Other right-of-way expenditures			
3	(3) Grading			
4	(5) Tunnels and subways			
5	(6) Bridges, trestles, and culverts			
6	(7) Elevated structures			
7	(13) Fences, snowsheds, and signs			
8	(16) Station and office buildings			
9	(17) Roadway buildings			
10	(18) Water stations			
11	(19) Fuel stations			
12	(20) Shops and enginehouses			
13	(21) Grain elevators			
14	(22) Storage warehouses			
15	(23) Wharves and docks			
16	(24) Coal and ore wharves			
17	(25) TOFC/COFC terminals			
18	(26) Communication systems			
19	(27) Signals and interlockers			
20	(29) Power plants			
21	(31) Power-transmission systems			
22	(35) Miscellaneous structures			
23	(37) Roadway machines			
24	(39) Public improvements—Construction			
25	(44) Shop machinery			
26	(45) Power-plant machinery			
27	All other road accounts			
28	Total road			
	EQUIPMENT			
	NONE			
29	(52) Locomotives			
30	(53) Freight-train cars			
31	(54) Passenger-train cars			
32	(55) Highway revenue equipment			
33	(56) Floating equipment			
34	(57) Work equipment			
35	(58) Miscellaneous equipment			
36	Total equipment			
37	Grand total			

1501. DEPRECIATION RESERVE—ROAD AND EQUIPMENT OWNED AND USED

1. Give the particulars called for hereunder with respect to credits and debits to account No. 735, "Accrued depreciation—Road and Equipment," during the year relating to road and equipment owned and used. This schedule should not include any entries for depreciation of equipment, used but not owned, when the rents therefor are included in the rent for equipment accounts Nos. 536 to 540, inclusive. It should include entries for depreciation of equipment owned but not used when the rents therefrom are included in the rent for equipment accounts Nos. 503 to 507, inclusive. (See schedule 1502 for the reserve relating to road and equipment

owned but not used by the respondent.) If any entries are made for "Other credits" or "Other debits," state the facts occasioning such entries. A debit balance in column (b) or (g) for any primary account should be shown in red or designated "Dr."

2. If there is any inconsistency between the credits to the reserve as shown in column (c) and the charges to operating expenses, a full explanation should be given.

3. All credits or debits to the reserve representing amortization other than for defense projects, if a general amortization program has been authorized, should be entered on line 28.

Line No.	Account (a)	Balance at beginning of year (b)	Credits to reserve during the year		Debits to reserve during the year		Balance at close of year (g)
			Charges to operating expenses (c)	Other credits (d)	Retirements (e)	Other debits (f)	
	ROAD	\$	\$	\$	\$	\$	\$
1	(1) Engineering	(1,168)	380		1,006		(1,794)
2	(2 1/2) Other right-of-way expenditures	1,018	44				1,062
3	(3) Grading						
4	(4) Tunnels and subways						
5	(6) Bridges, trestles, and culverts	31,509	13,075				44,584
6	(7) Elevated structures						
7	(13) Fences, snowsheds, and signs	314	27				341
8	(16) Station and office buildings	35,188	1,009				36,197
9	(17) Roadway buildings	5,391	808				6,199
10	(18) Water stations						
11	(19) Fuel stations	7,946					7,946
12	(20) Shops and enginehouses	63,143	2,000				65,143
13	(21) Grain elevators						
14	(22) Storage warehouses						
15	(23) Wharves and docks						
16	(24) Coal and ore wharves						
17	(25) TOFC/COFC terminals						
18	(26) Communication systems	4,902	2,335		14,640		(7,403)
19	(27) Signals and interlockers	(2,612)	604				(2,008)
20	(29) Power plants						
21	(31) Power-transmission systems	155	156				311
22	(35) Miscellaneous structures						
23	(37) Roadway machines	37,371	5,098				42,469
24	(39) Public improvements—Construction	9,162	574				9,736
25	(44) Shop machinery*	22,012	385				22,397
26	(45) Power-plant machinery*						
27	All other road accounts						
28	Amortization (other than defense projects)						
29	Total road	214,331	26,495		15,646		225,180
	EQUIPMENT						
30	(52) Locomotives	230,947	9,906				240,853
31	(53) Freight-train cars	118,647	26,848		40,219		105,276
32	(54) Passenger-train cars						
33	(55) Highway revenue equipment						
34	(56) Floating equipment						
35	(57) Work equipment	4,351					4,351
36	(58) Miscellaneous equipment	6,645					6,645
37	Total equipment	360,590	36,754		40,219		357,125
38	Grand total	574,921	63,249		55,865		582,305

*Chargeable to account 2223.

1502. DEPRECIATION RESERVE—ROAD AND EQUIPMENT LEASED TO OTHERS

1. This schedule is to be used in cases where the depreciation reserve is carried in the accounts of the respondent, and the rent therefrom is included in account No. 509.

2. Give the particulars called for hereunder with respect to credits and debits to account No. 735, "Accrued depreciation—Road and Equipment," during the year relating to road and equipment leased to others, the depreciation charges for which are not includable in operating ex-

penses of the respondent. (See schedule 1501 for the reserve relating to road and equipment owned and used by the respondent.)

3. If any entries are made for "Other credits" and "Other debits," state the facts occasioning such entries. A debit balance in columns (b) or (g) for any primary account should be shown in red or designated "Dr."

Line No.	Account (a)	Balance at beginning of year (b)	Credits to reserve during the year		Debits to reserve during the year		Balance at close of year (g)
			Charges to others (c)	Other credits (d)	Retirements (e)	Other debits (f)	
	ROAD	\$	\$ NONE	\$	\$	\$	\$
1	(1) Engineering						
2	(2 1/2) Other right-of-way expenditures						
3	(3) Grading						
4	(5) Tunnels and subways						
5	(6) Bridges, trestles, and culverts						
6	(7) Elevated structures						
7	(13) Fences, snow sheds, and signs						
8	(16) Station and office buildings						
9	(17) Roadway buildings						
10	(18) Water stations						
11	(19) Fuel stations						
12	(20) Shops and enginehouses						
13	(21) Grain elevators						
14	(22) Storage warehouses						
15	(23) Wharves and docks						
16	(24) Coal and ore wharves						
17	(25) TOFC/COFC terminals						
18	(26) Communication systems						
19	(27) Signals and interlockers						
20	(29) Power plants						
21	(31) Power-transmission systems						
22	(35) Miscellaneous structures						
23	(37) Roadway machines						
24	(39) Public improvements—Construction						
25	(44) Shop machinery						
26	(45) Power-plant machinery						
27	All other road accounts						
28	Total road						
	EQUIPMENT		\$ NONE				
29	(52) Locomotives						
30	(53) Freight-train cars						
31	(54) Passenger-train cars						
32	(55) Highway revenue equipment						
33	(56) Floating equipment						
34	(57) Work equipment						
35	(58) Miscellaneous equipment						
36	Total equipment						
37	Grand total						

1503. DEPRECIATION RESERVE—ROAD AND EQUIPMENT LEASED FROM OTHERS

1. Give full particulars called for hereunder with respect to credits and debits to account No. 785, "Accrued depreciation—Leased property," during the year relating to road and equipment leased from others, the depreciation charges for which are includable in operating expenses of the respondent.

2. Show in column (c) amounts which were charged to operating expenses, and in column (f) show payments made to the lessor in settlement thereof. A full explanation should be given to all entries in columns (d) and (f).

3. Any inconsistency between the credits to the reserve as shown in column (c) and the charges to operating expenses should be fully explained.

4. Show in column (e) the debits to the reserve arising from retirements.

5. If settlement for depreciation is made currently between lessee and lessor, and no debits or credits to account No. 785 are made by the accounting company, show in column (c) the charges to operating expenses and in column (f) show payments made to the lessor in settlement thereof.

Line No.	Account (a)	Balance at beginning of year (b)	Credits to Reserve During The Year		Debits to Reserve During The Year		Balance at close of year (g)
			Charges to operating expenses (c)	Other credits (d)	Retirements (e)	Other debits (f)	
	ROAD	\$	\$	\$	\$	\$	\$
1	(1) Engineering		NONE				
2	(2 1/2) Other right-of-way expenditures						
3	(3) Grading						
4	(5) Tunnels and subways						
5	(6) Bridges, trestles, and culverts						
6	(7) Elevated structures						
7	(13) Fences, snowsheds, and signs						
8	(16) Station and office buildings						
9	(17) Roadway buildings						
10	(18) Water stations						
11	(19) Fuel stations						
12	(20) Shops and enginehouses						
13	(21) Grain elevators						
14	(22) Storage warehouses						
15	(23) Wharves and docks						
16	(24) Coal and ore wharves						
17	(25) TOFC/COFC terminals						
18	(26) Communication systems						
19	(27) Signals and interlocks						
20	(29) Power plants						
21	(31) Power-transmission systems						
22	(35) Miscellaneous structures						
23	(37) Roadway machines						
24	(39) Public improvements—Construction						
25	(44) Shop machinery*						
26	(45) Power-plant machinery*						
27	All other road accounts						
28	Total road						
	EQUIPMENT		NONE				
29	(52) Locomotives						
30	(53) Freight-train cars						
31	(54) Passenger-train cars						
32	(55) Highway revenue equipment						
33	(56) Floating equipment						
34	(57) Work equipment						
35	(58) Miscellaneous equipment						
36	Total Equipment						
37	Grand Total						

*Chargeable to account 2223.

1605. AMORTIZATION OF DEFENSE PROJECTS—ROAD AND EQUIPMENT OWNED AND LEASED FROM OTHERS

1. Show in columns (b) to (e) the amount of base of road and equipment property for which amortization reserve is provided in account No. 736, "Amortization of defense projects—Road and Equipment" of the respondent. If the Amortization base is other than the ledger value stated in the investment account, a full explanation should be given.

2. Show in columns (f) to (i) the balance at the close of the year and all credits and debits during the year in reserve account No. 736, "Amortization of defense projects—Road and Equipment."
3. The information requested for "Road" by columns (b) through (i) may be shown by projects amounting to \$100,000 or more, or by single entries as "Total road" in line 21. If reported by projects, each project should be briefly described, stating kind,

location, and authorization date and number. Projects amounting to less than \$100,000 should be combined in a single entry designated "Minor items, each less than \$100,000."
4. Any amounts included in columns (b) and (f), and in column (h) affecting operating expenses, should be fully explained.

Line No.	Description of property or account (a)	BASE				RESERVE			
		Debits during year (b)	Credits during year (c)	Adjustments (d)	Balance at close of year (e)	Credits during year (f)	Debits during year (g)	Adjustments (h)	Balance at close of year (i)
	ROAD:	\$	\$ NONE	\$	\$	\$	\$	\$	\$
1									
2									
3									
4									
5									
6									
7									
8									
9									
10									
11									
12									
13									
14									
15									
16									
17									
18									
19									
20									
21	Total Road								
22	EQUIPMENT:		\$ NONE						
23	(52) Locomotives								
24	(53) Freight-train cars								
25	(54) Passenger-train cars								
26	(55) Highway revenue equipment								
27	(56) Floating equipment								
28	(57) Work equipment								
29	(58) Miscellaneous equipment								
30	Total equipment								
31	Grand Total								

1607. DEPRECIATION RESERVE—MISCELLANEOUS PHYSICAL PROPERTY

Give particulars of the credits and debits during the year to account No. 738, "Accrued depreciation—Miscellaneous physical property," for each item or group of property for which depreciation was accrued; also the balances at the beginning of the year and at the close of the year in the reserve for each such item or group of property.

Show in column (f) the percentage of composite rate used by the respondent for computing the amount of depreciation credited to the account.

Each item amounting to \$50,000 or more should be stated; items less than \$50,000 may be combined in a single entry designated "Minor items, each less than \$50,000."

Line No.	Item (Kind of property and location) (a)	Balance at beginning of year (b)	Credits during year (c)	Debits during year (d)	Balance at close of year (e)	Rates (percent) (f)	Loss (g)
1	NONE	\$	\$	\$	\$	%	\$
2							
3							
4							
5							
6							
7							
8							
9							
10							
11							
12							
13	Total						

1608. CAPITAL SURPLUS

Give an analysis in the form called for below of capital surplus accounts. In column (a) give a brief description of the item added or deducted, and in column (b) insert the contra account number to which the amount stated in column (c), (d), or (e) was charged or credited.

Line No.	Item (a)	Contra account number (b)	ACCOUNT NO.		
			794. Premiums and assessments on capital stock (c)	795. Paid-in surplus (d)	796. Other surplus (e)
1	Balance at beginning of year	XXXXXX	\$	\$	\$
	Additions during the year (describe):				
2					
3					
4					
5					
6	Total additions during the year	XXXXXX			
	Deductions during the year (describe):				
7					
8					
9					
10	Total deductions	XXXXXX			
11	Balance at close of year	XXXXXX			

1609. RETAINED INCOME—APPROPRIATED

Give an analysis in the form called for below of account No. 797, "Retained income—Appropriated."

Line No.	Class of appropriation (a)	Credits during year (b)	Debits during year (c)	Balance at close of year (d)
1	NONE	\$	\$	\$
2	Additions to property through retained income			
3	Funded debt retired through retained income			
4	Sinking fund reserves			
5	Miscellaneous fund reserves			
6	Retained income—Appropriated (not specifically invested)			
7	Other appropriations (specify):			
8				
9				
10				
11				
12	Total			

1701. LOANS AND NOTES PAYABLE

Give particulars of the various creditors and the character of the transactions involved in the current liability account No. 751, "Loans and notes payable." List every item in excess of \$100,000, giving the information indicated in the column headings.

For creditors whose balances were severally less than \$100,000, a single entry may be made under a caption "Minor accounts, each less than \$100,000."

Entries in columns (g) and (h) should include interest accruals and interest payments on loans and notes payable retired during the year, even though no portion of the issue remained outstanding at the close of the year.

Line No.	Name of creditor (a)	Character of liability or of transaction (b)	Date of issue (c)	Date of maturity (d)	Rate of interest (e)	Balance at close of year (f)	Interest accrued during year (g)	Interest paid during year (h)
		NONE			%	\$	\$	\$
1								
2								
3								
4								
5								
6								
7								
8								
9	Total							

1702. DEBT IN DEFAULT

Give particulars for amounts included in Balance Sheet Account No. 768, "Debt in default," giving particulars for each security outstanding even though the amount be less than \$100,000.

Entries in columns (g) and (h) should include interest accruals and interest payments on matured funded debt retired during the year, even though no portion of the debt remained outstanding at the close of the year.

Line No.	Name of security (a)	Reason for nonpayment at maturity (b)	Date of issue (c)	Date of maturity (d)	Rate of interest (e)	Total par value actually outstanding at close of year (f)	Interest accrued during year (g)	Interest paid during year (h)
		NONE			%	\$	\$	\$
1								
2								
3								
4								
5								
6	Total							

1703. OTHER DEFERRED CHARGES

Give an analysis of the above-entitled account as of the close of the year, showing in detail each item or subaccount amounting to \$100,000 or more. Items less than \$100,000 may be combined into a single entry designated "Minor items, each less than \$100,000." In case the character of any item is not fully disclosed by the entries in the columns hereunder, make a full explanation in a footnote.

Line No.	Description and character of item or subaccount (a)	Amount at close of year (b)
1	Minor items each less than \$100,000	\$ 3,692
2		
3		
4		
5		
6		
7		
8	Total	3,692

1704. OTHER DEFERRED CREDITS

Give an analysis of the above-entitled account as of the close of the year, showing in detail each item or subaccount amounting to \$100,000 or more. Items less than \$100,000 may be combined into a single entry designated "Minor items, each less than \$100,000." In case the character of any item is not fully disclosed by the entries in the columns hereunder, make a full explanation in a footnote.

Line No.	Description and character of item or subaccount (a)	Amount at close of year (b)
1	Minor items each less than \$100,000	\$ 28,175
2		
3		
4		
5		
6		
7		
8	Total	28,175

1902. DIVIDEND APPROPRIATIONS

1. Give particulars of each dividend declared. For par value or nonpar stock, show in column (d) the respective total par value or total number of shares on which dividend was declared and the corresponding rate percent or per share in column (b) or (c). If any such dividend was payable in anything other than cash, explain the matter fully in a footnote. 2. If any obligation of any character has been incurred for the purpose of procuring funds for the payment of any dividend or for the purpose of replenishing the treasury of the respondent after payment of any dividend, give full particulars in a footnote. If any class of stock received a return not reportable in this schedule, state the particulars of the case in a footnote. 3. The sum of the dividends stated in column (e) should equal the amount shown in Schedule No. 305.

Line No.	Name of security on which dividend was declared (a)	Rate percent (par value stock) or rate per share (nonpar stock)		Total par value of stock or total number of shares of nonpar stock on which dividend was declared (d)	Dividends (account 623) (e)	Dates	
		Regular (b)	Extra (c)			Declared (f)	Payable (g)
1	NONE			\$	\$		
2							
3							
4							
5							
6							
7							
8							
9							
10							
11							
12							
13	Total						

2001. RAILWAY OPERATING REVENUES

1. State the railway operating revenues of the respondent for the year, classified in accordance with the Uniform System of Accounts for Railroad Companies. The proportion of joint traffic receipts belonging to other carriers should not be included.
2. Any unusual accruals involving substantial amounts included in column (b) should be fully explained in a footnote.

Line No.	Class of railway operating revenues (a)	Amount of revenue for the year (b)	Line No.	Class of railway operating revenues (a)	Amount of revenue for the year (b)
	TRANSPORTATION—RAIL LINE	\$ 862,107		INCIDENTAL	\$
1	(101) Freight*		11	(131) Dining and buffet	
2	(102) Passenger*		12	(132) Hotel and restaurant	
3	(103) Baggage		13	(133) Station, train, and boat privileges	
4	(104) Sleeping car		14	(135) Storage—Freight	
5	(105) Parlor and chair car		15	(137) Demurrage	85,015
6	(108) Other passenger train		16	(138) Communication	
7	(109) Milk		17	(139) Grain elevator	
8	(110) Switching*	91,860	18	(141) Power	
9	(113) Water transfers		19	(142) Rents of buildings and other property	8,160
10	Total rail-line transportation revenue	953,967	20	(143) Miscellaneous	120,931
			21	Total incidental operating revenue	214,106
				JOINT FACILITY	
			22	(151) Joint facility—Cr	
			23	(152) Joint facility—Dr	
			24	Total joint facility operating revenue	
			25	Total railway operating revenues	1,168,073

*Report hereunder the charges to these accounts representing payments made to others as follows:

26	1. For terminal collection and delivery services when performed in connection with line-haul transportation of freight on the basis of freight tariff rates	\$ NONE
27	2. For switching services when performed in connection with line-haul transportation of freight on the basis of switching tariffs and allowances out of freight rates, including the switching of empty cars in connection with a revenue movement	\$ NONE
	3. For substitute highway motor service in lieu of line-haul rail service performed under joint tariffs published by rail carriers (does not include traffic moved on joint rail-motor rates):	
28	(a) Payments for transportation of persons	\$ NONE
29	(b) Payments for transportation of freight shipments	\$ NONE

2002. RAILWAY OPERATING EXPENSES

1. State the railway operating expenses of the respondent for the year, classifying them in accordance with the Uniform System of Accounts for Railroad Companies.

2. Any unusual accruals involving substantial amounts included in column (b) should be fully explained in a footnote.

Line No.	Name of railway operating expense account (a)	Amount of operating expenses for the year (b)	Line No.	Name of railway operating expense account (a)	Amount of operating expenses for the year (b)
	MAINTENANCE OF WAY STRUCTURES	\$		TRANSPORTATION—RAIL LINE	\$
1	(2201) Superintendence	19,658	28	(2241) Superintendence and dispatching	28,070
2	(2202) Roadway maintenance	46,221	29	(2242) Station service	86,788
3	(2203) Maintaining structures	7,167	30	(2243) Yard employees	302,338
4	(2203½) Retirements—Road		31	(2244) Yard switching fuel	15,192
5	(2204) Dismantling retired road property		32	(2245) Miscellaneous yard expenses	59,654
6	(2208) Road property—Depreciation	26,495	33	(2246) Operating joint yards and terminals—Dr	
7	(2209) Other maintenance of way expenses	51,004	34	(2247) Operating joint yards and terminals—Cr	
8	(2210) Maintaining joint tracks, yards and other facilities—Dr		35	(2248) Train employees	96,081
9	(2211) Maintaining joint tracks, yards, and other facilities—Cr		36	(2249) Train fuel	5,858
10	Total maintenance of way and structures	150,545	37	(2251) Other train expenses	21,779
	MAINTENANCE OF EQUIPMENT	28,564	38	(2252) Injuries to persons	
11	(2221) Superintendence	1,359	39	(2253) Loss and damage	629
12	(2222) Repairs to shop and power-plant machinery		40	(2254) Other casualty expenses	14,771
13	(2223) Shop and power-plant machinery—Depreciation		41	(2255) Other rail and highway transportation expenses	46,322
14	(2224) Dismantling retired shop and power-plant machinery		42	(2256) Operating joint tracks and facilities—Dr	
15	(2225) Locomotive repairs	77,880	43	(2257) Operating joint tracks and facilities—Cr	
16	(2226) Car and highway revenue equipment repairs	79,987	44	Total transportation—Rail line	677,482
17	(2227) Other equipment repairs	6,509		MISCELLANEOUS OPERATIONS	
18	(2228) Dismantling retired equipment	4,127	45	(2258) Miscellaneous operations	
19	(2229) Retirements—Equipment	1,591	46	(2259) Operating joint miscellaneous facilities—Dr	
20	(2234) Equipment—Depreciation	36,754	47	(2260) Operating joint miscellaneous facilities—Cr	
21	(2235) Other equipment expenses	32,716		GENERAL	
22	(2236) Joint maintenance of equipment expenses—Dr		48	(2261) Administration	74,515
23	(2237) Joint maintenance of equipment expenses—Cr		49	(2262) Insurance	1,772
24	Total maintenance of equipment	269,487	50	(2264) Other general expenses	62,589
	TRAFFIC	5,551	51	(2265) General joint facilities—Dr	
25	(2240) Traffic expenses		52	(2266) General joint facilities—Cr	
26			53	Total general expenses	138,876
27			54	Grand Total Railway Operating Expenses	1,241,941
55	Operating ratio (ratio of operating expenses to operating revenues),	106.32		percent. (Two decimal places required.)	

2003. MISCELLANEOUS PHYSICAL PROPERTIES OPERATED DURING THE YEAR

Give particulars of each class of miscellaneous physical property or plant operated during the year. Group the properties under the heads of the classes of operations to which they are devoted.

is that of ownership or whether the property is held under lease or other incomplete title. All peculiarities of title should be explained in a footnote.

The totals of columns (b), (c), and (d) should agree with the totals of accounts Nos. 502, "Revenue from Miscellaneous operations," 534, "Expenses of miscellaneous operations," and 535, "Taxes on miscellaneous operating property" in respondent's Income Account for the Year. If not, differences should be explained in a footnote.

In column (a) give the designation used in the respondent's records and the name of the town or city and State in which the property or plant is located, stating whether the respondent's title

Line No.	Designation and location of property or plant, character of business, and title under which held (a)	Total revenue during the year (Acct. 502) (b)	Total expenses during the year (Acct. 534) (c)	Total taxes applicable to the year (Acct. 535) (d)
1	NONE	\$	\$	\$
2				
3				
4				
5				
6				
7				
8				
9				
10				
11	Total			

2101. MISCELLANEOUS RENT INCOME

Line No.	Description of Property		Name of lessee (c)	Amount of rent (d)
	Name (a)	Location (b)		
1	Mobile Crane, Snow	Int'l Falls, Minn.	Boise Cascade Corp.	\$ 11,223
2	Blower Unit and			
3	Trucks			
4				
5	U.S. Customs Hse Bldg.	Int'l Falls, Minn.	U.S. Government	2,700
6				
7				
8				
9	Total			13,923

2102. MISCELLANEOUS INCOME

Line No.	Source and character of receipt (a)	Gross receipts (b)	Expenses and other deductions (c)	Net miscellaneous income (d)
1	Gain on destroyed box car	\$ 6,291	\$	\$ 6,291
2				
3				
4				
5				
6				
7				
8				
9	Total			6,291

2103. MISCELLANEOUS RENTS

Line No.	Description of Property		Name of lessor (c)	Amount charged to income (d)
	Name (a)	Location (b)		
1	U.S. Customs Hse	Int'l Falls, Minn.	Boise Cascade Corp.	\$ 2,400
2	Bldg.			
3				
4				
5				
6				
7				
8				
9	Total			2,400

2104. MISCELLANEOUS INCOME CHARGES

Line No.	Description and purpose of deduction from gross income (a)	Amount (b)
1	NONE	\$
2		
3		
4		
5		
6		
7		
8		
9		
10	Total	

2201. INCOME FROM NONOPERATING PROPERTY

Line No.	Designation (a)	Revenues or income (b)	Expenses (c)	Net income or loss (d)	Taxes (e)
1	NONE	\$	\$	\$	\$
2					
3					
4					
5					
6					
7					
Total					

2203. MILEAGE OPERATED—BY STATES

Give particulars called for concerning all tracks operated by respondent at the close of the year. Way switching tracks include station, team, industry, and other switching tracks for which no separate switching service is maintained. Yard switching tracks include classification, house, team, industry and other tracks switched by yard locomotives in yards where separate switching services are maintained. Tracks belonging to an industry for which no rent is payable should not be reported. Switching and Terminal Companies report on line 6 only.

Line Haul Railways show single track only.
Switching and Terminal Companies show all tracks.

Line No.	Line in use (a)	Owned (b)	Proprietary companies (c)	Leased (d)	Operated under contract (e)	Operated under trackage rights (f)	Total operated (g)	State (a)	Line No.	Owned (b)	Proprietary companies (c)	Leased (d)	Operated under contract (e)	Operated under trackage rights (f)	Total operated (g)
1	Single or first main track	4					4	Minnesota	1	4					4
2	Second and additional main tracks								2						
3	Passing tracks, cross-overs, and turn-outs								3						
4	Way switching tracks	13					13		4	13					13
5	Yard switching tracks	17					17		5	17					17
6	Total								6	Total					

2215. Show, by States, mileage of tracks owned by respondent not operated by respondent: First main track, NONE; second and additional main tracks, NONE; industrial tracks, NONE; yard track and sidings, NONE; total, all tracks, NONE. Total distance, 4 miles.

2216. Road is completed from (Line Haul Railways only) * International Falls, Mn. Falls Jct., Mn.

2217. Road located at (Switching and Terminal Companies only) * NONE

2218. Gage of track 4 ft. 8 1/2 in. 2219. Weight of rail Various lb. per yard.

2220. Kind and number per mile of cross-ties Pressure treated hardwood 3,142 ties per mile

2221. State number of miles electrified: First main track, NONE; second and additional main tracks, NONE; yard switching tracks, NONE; passing tracks, NONE; cross-overs, and turn-outs, NONE; way switching tracks, NONE; average cost per ft., \$ 11.36; number of feet (B.M.) of switch and bridge ties, 9,0691; average cost per M feet (B.M.), \$ 213.96

2222. Ties applied in replacement during year: Number of cross-ties, 445; average cost per ft., \$ 11.36; number of feet (B.M.) of switch and bridge ties, 9,0691; average cost per M feet (B.M.), \$ 213.96

2223. Rail applied in replacement during year: Tons (2,000 pounds), 23.71; weight per yard, Various; average cost per ton, \$ 134.56

* Insert names of places.

† Mileage should be stated to the nearest whole mile.

2301. RENTS RECEIVABLE

Income from lease of road and equipment

Line No.	Road leased (a)	Location (b)	Name of lessee (c)	Amount of rent during year (d)
1		NONE		\$
2				
3				
4				
5			Total	

2302. RENTS PAYABLE

Rent for leased roads and equipment

Line No.	Road leased (a)	Location (b)	Name of lessor (c)	Amount of rent during year (d)
1		NONE		\$
2				
3				
4				
5			Total	

2303. CONTRIBUTIONS FROM OTHER COMPANIES**2304. INCOME TRANSFERRED TO OTHER COMPANIES**

Line No.	Name of contributor (a)	Amount during year (b)	Line No.	Name of transferee (a)	Amount during year (b)
1	NONE	\$	1	NONE	\$
2			2		
3			3		
4			4		
5			5		
6	Total		6	Total	

2305. Describe fully all liens upon any of the property of the respondent at the close of the year, and all mortgages, deeds of trust, and other instruments whereby such liens were created. Describe also all property subject to the said several liens. This inquiry covers judgment liens, mechanics' liens, etc., as well as liens based on contract. If there were no liens of any character upon any of the property of the respondent at the close of the year, state that fact.

NONE

2401. EMPLOYEES, SERVICE, AND COMPENSATION

1. Give particulars of the average number of employees of various classes in the service of the respondent, of service rendered by such employees, and of compensation paid therefor during the year. Employees are to be counted and classified and their service and compensation reported in accordance with the Commission's Rules Governing the Classification of Railroad Employees and Reports of their Service and Compensation, effective January 1, 1951.

2. Averages called for in column (b) should be the average of twelve middle-of-month counts.

3. Pensioners rendering no service are not to be included in the count, nor is any compensation paid them to be included hereunder.

4. If any of the general officers served without compensation or were carried on the payrolls of another company, those facts should be stated in a footnote.

5. If any compensation was paid or is payable under labor awards of the current year, include the amount applicable to the current year in column (d) and show the portion applicable to prior years (back pay) in a footnote, by groups of employees. For purposes of this report, labor awards are intended to cover adjustments resulting from the decisions of Wage Boards and voluntary awards by the respondent incident thereto.

6. This schedule does not include old-age retirements, and unemployment insurance taxes.

Line No.	Classes of employees (a)	Average number of employees (b)	Total service hours (c)	Total compensation (d)	Remarks (e)
1	Total (executives, officials, and staff assistants)	2	4,200	\$ 43,149	Only two employees are shown on line one as balance of executives, officials and staff assistants are part-time employees or are carried on the payroll of Boise Cascade Corp. which is an affiliated company. The President serves the carrier without compensation.
2	Total (professional, clerical, and general)	11	23,413	136,512	
3	Total (maintenance of way and structures)	12	32,725	177,744	
4	Total (maintenance of equipment and stores)	16	36,963	236,049	
5	Total (transportation—other than train, engine, and yard)	1	2,211	15,825	
6	Total (transportation—yardmasters, switch tenders, and hostlers)	8	18,160	123,602	
7	Total, all groups (except train and engine)	50	117,672	732,881	
8	Total (transportation—train and engine)	32	65,254	464,909	
9	Grand Total	82	182,926	1,197,790	

Amount of foregoing compensation (excluding back pay for prior years) that is chargeable to account No. 531, "Railway operating expenses": \$ 801,357

2402. CONSUMPTION OF FUEL BY MOTIVE-POWER UNITS

1. Show hereunder the quantities of the various kinds of fuel consumed by locomotives and motor or other self-propelled rail cars in the service of respondent during the year, and the

number of kilowatt-hours for such tractive equipment as was propelled by electricity.

2. The ton of 2,000 pounds should be used.

Line No.	Kind of service (a)	A. Locomotives (diesel, electric, steam, and other)					B. Rail motor cars (gasoline, oil-electric, etc.)		
		Diesel oil (gallons) (b)	Gasoline (gallons) (c)	Electricity (kilowatt-hours) (d)	Steam		Electricity (kilowatt-hours) (g)	Gasoline (gallons) (h)	Diesel oil (gallons) (i)
					Coal (tons) (e)	Fuel oil (gallons) (f)			
1	Freight	16,141		NONE		NONE			
2	Passenger								
3	Yard switching	44,454							
4	Total transportation	60,595							
5	Work train								
6	Grand total	60,595							
7	Total cost of fuel*	21,990		XXXXXX			XXXXXX		

*Show cost of fuel charged to yard and train service (accounts Nos. 2244 and 2249). The cost stated for the various kinds of fuel should be the total charges in the accounts specified, including freight charges and handling expenses. The cost stated for electric current should be the total charges in the accounts enumerated. Fuel and power consumed by mixed and special trains that are predominantly freight should be included in freight service, but where the service of mixed or special trains is predominantly passenger, the fuel and power used should be included in passenger service.

2501. COMPENSATION OF OFFICERS, DIRECTORS, ETC.

Give the name, position, salary, and other compensation, such as bonus, commission, gift, reward, or fee, of each of the five persons named in Sections 5 and 6 of Schedule 101 of this report to whom the respondent paid the largest amount during the year covered by this report as compensation for current or past service over and above necessary expenses incurred in discharge of duties, and in addition, all other officers, directors, pensioners, or employees, if any, to whom the respondent similarly paid \$40,000 or more. If more convenient, this schedule may be filled out for a group of companies considered as one system and shown only in the reports of the principal company in the system, with references thereto in the reports of the other companies. Any large "other compensation" should be explained in a footnote. If salary

of an individual was changed during the year, show salary before each change as well as at close of year. If an officer, director, etc., receives compensation from more than one transportation company (whether a subsidiary or not) or from a subsidiary company, reference to this fact should be made if his aggregate compensation amounts to \$40,000 or more and the detail as to division of the salary should be stated. By salary (column (c)) is meant the annual rate at which an employee is paid, rather than the amount actually paid for a part of a year when the salary is changed. Also when a 10 percent (or other percent) reduction is made, the net rate and not the basic rate should be shown.

Line No.	Name of person (a)	Title (b)	Salary per annum as of close of year (see instructions) (c)	Other compensation during the year (d)
1	Only one employee Section 5 of Schedule 101 was paid less than \$40,000 and the balance of schedule 101 were not carried on the payroll of this carrier nor received any compensation from the carrier.		\$	\$
2				
3				
4				
5				
6				
7				
8				
9				
10				
11				
12				
13				
14				

2502. PAYMENTS FOR SERVICES RENDERED BY OTHER THAN EMPLOYEES

In the form below give information concerning payments, fees, retainers, commissions, gifts, contributions, assessments, bonuses, pensions, subscriptions, allowances for expenses, or any form of payments amounting in the aggregate of \$20,000 or more during the year to any corporation, institution, association, firm, partnership, committee, or any person (other than one of respondent's employees covered in schedule 2501 in this annual report) for services or as a donation, except that with respect to contributions under \$20,000 which are made in common with other carriers under a joint arrangement in payment for the performance of services or as a donation, each such contribution shall be reported, irrespectively of the amount thereof, if the total amount paid by all contributors for the performance of the particular service is equal to the sum of \$20,000 or more.

To be included are, among others, payments, directly or indirectly, for legal, medical, engineering, advertising, valuation, accounting, statistical, financial, education, entertainment, purchasing, architectural, and hospital services; payments for expert testimony and for handling wage disputes; and payments for services of banks, bankers, trust companies, insurance companies, brokers, trustees, promoters, solicitors, consultants, actuaries, investigators, inspectors, and efficiency engineers. Payments to the various railway associations, commissions,

committees, bureaus, boards, and other organizations maintained jointly by railways shall also be included. The enumeration of these kinds of payments should not be understood as excluding other payments for services not excluded below.

To be excluded are: Rent of buildings or other property, taxes payable to the Federal, State, or local Governments, payments for heat, light, power, telegraph, and telephone services, and payments to other carriers on the basis of lawful tariff charges or for the interchange of equipment between carriers, as well as other payments for services which both as to their nature and amount may reasonably be regarded as ordinary connected with the routine operation, maintenance or construction of a railroad, but any special and unusual payments for services should be reported. Payments of \$20,000 or more to organizations maintained jointly by railways with other railways are not to be excluded even if their services are regarded as routine.

If more convenient, this schedule may be filled out for a group of roads considered as one system and shown only in the report of the principal road in the system, with references thereto in the reports of the other roads.

If any doubt exists in the mind of the reporting officer as to the report-ability of any type of payment, request should be made for a ruling before filing this report.

Line No.	Name of recipient (a)	Nature of service (b)	Amount of payment (c)
1	Boise Cascade Corporation	Admin. and General Expense	23,497
2	Boise Cascade Corporation	Health & Welfare, Stationery and Telephone Service	62,798
3			
4	National Ry. Labor Conf.	Membership	40
5	Western Railway Traffic Assoc. Exec. Committee	Membership	1,310
6			
7			
8			
9			
10			
11			
12			
13			
14		Total	87,645

2601. STATISTICS OF RAIL-LINE OPERATIONS. [For Road Haul Traffic Only]

Give the various statistical items called for concerning the rail-line operations of respondent's road during the year. Motor car and trailer miles, if any, should be included. Highway traffic to be excluded. Locomotive unit-miles should include all miles made by each locomotive unit. Use 150 pounds as the average weight per passenger and four tons as the average weight of contents of each head-end car.

Line No.	Item (a)	Freight trains (b)	Passenger trains (c)	Total transportation service (d)	Work trains (e)
1	Average mileage of road operated (whole number required)	4		4	XXXXXX
	Train-miles				
2	Total (with locomotives)	4,134		4,134	
3	Total (with motorcars)	4,134			
4	Total train-miles	4,134		4,134	
	Locomotive unit-miles				
5	Road service	9,838		9,838	XXXXXX
6	Train switching	10,002		10,002	XXXXXX
7	Yard switching	54,642		54,642	XXXXXX
8	Total locomotive unit-miles	74,482		74,482	XXXXXX
	Car-miles				
9	Loaded freight cars	42,310		42,310	XXXXXX
10	Empty freight cars	43,594		43,594	XXXXXX
11	Caboose				XXXXXX
12	Total freight car-miles	85,904		85,904	XXXXXX
13	Passenger coaches				XXXXXX
14	Combination passenger cars (mail, express, or baggage, etc., with passenger)				XXXXXX
15	Sleeping and parlor cars				XXXXXX
16	Dining, grill and tavern cars				XXXXXX
17	Head-end cars				XXXXXX
18	Total (lines 13, 14, 15, 16 and 17)				XXXXXX
19	Business cars				XXXXXX
20	Crew cars (other than cabooses)				XXXXXX
21	Grand total car-miles (lines 12, 18, 19 and 20)	85,904		85,904	XXXXXX
	Revenue and nonrevenue freight traffic				
22	Tons—revenue freight	XXXXXX	XXXXXX	837,928	XXXXXX
23	Tons—nonrevenue freight	XXXXXX	XXXXXX		XXXXXX
24	Total tons—revenue and nonrevenue freight	XXXXXX	XXXXXX	837,928	XXXXXX
25	Ton-miles—revenue freight	XXXXXX	XXXXXX	2,031,726	XXXXXX
26	Ton-miles—nonrevenue freight	XXXXXX	XXXXXX		XXXXXX
27	Total ton-miles—revenue and nonrevenue freight	XXXXXX	XXXXXX	2,031,726	XXXXXX
	Revenue passenger traffic				
28	Passengers carried—revenue	XXXXXX	XXXXXX		XXXXXX
29	Passenger-miles—revenue	XXXXXX	XXXXXX		XXXXXX

NOTES AND REMARKS

2602. REVENUE FREIGHT CARRIED DURING THE YEAR (For Road Haul Traffic Only)

1. Give the particulars called for concerning the commodities carried by the respondent during the year, the revenue from which is includible in account No. 101, *Freight*, on the basis of the 2-digit codes named in 49 C.F.R. 123.52, by Order of September 13, 1963. In stating the number of tons received from connecting carriers (c), include all connecting carriers, whether rail or water and whether the freight is received directly or indirectly (as through elevators).

2. Under Order of December 16, 1964, traffic involving less than three shippers reportable in any one commodity class may be excluded from this schedule, but must be submitted unbound in a separate schedule supplemental to this one and marked *Supplemental*. Extra copies of Schedule 2602 may be obtained upon request to the Interstate Commerce Commission, Bureau of Accounts, Washington, D.C., 20423. If a supplemental schedule is filed, check the space provided at the bottom of this schedule. Supplemental reports will be withheld from public inspection.

3. Particulars for Codes 01 to 46 inclusive, should include all traffic moved in lots of 10,000 pounds or more. Forwarder traffic includes freight traffic shipped by or consigned to any forwarder holding a permit under part IV of the Interstate Commerce Act. Code 47 should include all traffic moved in lots of less than 10,000 pounds.

4. *Gross freight revenue* means respondent's gross freight revenue without adjustment for absorption or corrections.

Line No.	Commodity		Revenue freight in tons (2,000 pounds)			Gross freight revenue (dollars) (e)
	Description (a)	Code No.	Originating on respondent's road (b)	Received from connecting carriers (c)	Total carried (d)	
1	Farm products	01				
2	Forest products	08				
3	Fresh fish and other marine products	09				
4	Metallic ores	10				
5	Coal	11	2		2	19
6	Crude petro, nat gas, & nat gsln	13				
7	Nonmetallic minerals, except fuels	14		10,130	10,130	13,972
8	Ordnance and accessories	19		6,545	6,545	8,196
9	Food and kindred products	20				
10	Tobacco products	21				
11	Textile mill products	22				
12	Apparel & other finished tex prd inc knit	23				
13	Lumber & wood products, except furniture	24	76,996	209,469	286,465	163,577
14	Furniture and fixtures	25		22	22	27
15	Pulp, paper and allied products	26	231,400	202,361	433,761	525,546
16	Printed matter	27	2,064	14,653	16,717	20,014
17	Chemicals and allied products	28	1,516	56,437	57,953	36,293
18	Petroleum and coal products	29	175	15,424	15,599	28,125
19	Rubber & miscellaneous plastic products	30		5	5	61
20	Leather and leather products	31				
21	Stone, clay, glass & concrete prd	32	1,521	4,748	6,269	58,333
22	Primary metal products	33		315	315	623
23	Fabr metal prd, exc ordn, machy & transp	34		462	462	878
24	Machinery, except electrical	35	48	1,155	1,213	2,751
25	Electrical machy, equipment & supplies	36				
26	Transportation equipment	37	65		65	65
27	Instr, phot & opt gd, watches & clocks	38				
28	Miscellaneous products of manufacturing	39				
29	Waste and scrap materials	40	993		993	953
30	Miscellaneous freight shipments	41	67	1,084	1,151	1,804
31	Containers, shipping, returned empty	42		68	68	85
32	Freight forwarder traffic	44				
33	Shipper Assn or similar traffic	45				
34	Misc mixed shipment exc fwdr & shpr assn	46	314,847	522,888	837,735	861,322
35	Total, carload traffic					
36	Small packaged freight shipments	47	21	172	193	457
37	Total carload & lcl traffic		314,868	523,060	837,928	861,779

[] This report includes all commodity statistics for the period covered.

[] A supplemental report has been filed covering traffic involving less than three shippers reportable in any one commodity code.

[] Supplemental Report NOT OPEN TO PUBLIC INSPECTION.

ABBREVIATIONS USED IN COMMODITY DESCRIPTIONS

Assn	Association	Inc	Including	Nat	Natural	Prd	Products
Exc	Except	Instr	Instruments	Opt	Optical	Shpr	Shipper
Fabr	Fabricated	LCL	Less than carload	Ord	Ordnance	Tex	Textile
Fwdr	Forwarder	Machy	Machinery	Petro	Petroleum	Transp	Transportation
Gd	Goods	Misc	Miscellaneous	Phot	Photographic		
Gsln	Gasoline						

2701. SWITCHING AND TERMINAL TRAFFIC AND CAR STATISTICS

(For Switching or Terminal Companies Only)

Give particulars of cars handled during the year. With respect to the term "cars handled" it should be observed that, when applied to *switching* operations, the movement of a car from the point at which a switching company receives it, whether loaded or empty, to the point where it is loaded or unloaded or delivered to another connecting line is to be counted as one car handled. The return of a car, whether loaded or empty, from the point where it is loaded or unloaded, to the point of delivery is to be counted as one car handled. No incidental movement is to be considered, unless such incidental movement involves the receipt of additional revenue. When applied to *terminal* operations, such as union station, bridge, ferry, or other joint facility terminal operations, the term "cars handled" includes all cars for which facilities are furnished.

The number of locomotive-miles in yard-switching service should be computed in accordance with account No. 816, "Yard switching locomotive-miles."

Line No.	Item (a)	Switching operations (b)	Terminal operations (c)	Total (d)
	FREIGHT TRAFFIC	NONE		
1	Number of cars handled earning revenue—loaded			
2	Number of cars handled earning revenue—empty			
3	Number of cars handled at cost for tenant companies—loaded			
4	Number of cars handled at cost for tenant companies—empty			
5	Number of cars handled not earning revenue—loaded			
6	Number of cars handled not earning revenue—empty			
7	Total number of cars handled			
	PASSENGER TRAFFIC	NONE		
8	Number of cars handled earning revenue—loaded			
9	Number of cars handled earning revenue—empty			
10	Number of cars handled at cost for tenant companies—loaded			
11	Number of cars handled at cost for tenant companies—empty			
12	Number of cars handled not earning revenue—loaded			
13	Number of cars handled not earning revenue—empty			
14	Total number of cars handled			
15	Total number of cars handled in revenue service (items 7 and 14)			
16	Total number of cars handled in work service			

Number of locomotive-miles in yard-switching service: Freight, _____, passenger, _____.

2801. INVENTORY OF EQUIPMENT

INSTRUCTIONS

1. Give particulars of each of the various classes of equipment which respondent owned or leased during the year.

2. In column (c) give the number of units of equipment purchased, built in company shops, or otherwise acquired.

3. Units leased to others for a period of one year or more are reportable in column (i); units temporarily out of respondent's service and rented to others for less than one year are to be included in column (e); units rented from others for a period less than one year should not be included in column (f). Units installed during the year and subsequently leased to others for a year or more should be shown as added in column (c), as retired in column (d), and included in column (i).

4. For reporting purposes, a "locomotive unit" is a self-propelled vehicle generating or converting energy into motion, and designed solely for moving other equipment. (A locomotive tender should be considered as a part of the locomotive unit.) A "self-propelled car" is a rail motor car propelled by electric motors receiving power from third rail or overhead, or internal combustion engines located on the car itself. Trailers equipped for use only in trains of cars that are self-propelled are to be included as self-propelled equipment.

5. A "Diesel" unit includes all units propelled by diesel internal combustion engines irrespective of final drive, and whether power may at times be supplied from an external conductor. An "Electric" unit includes all units which receive electric power from an overhead

contract wire or third rail, and use the power to drive one or more electric motors that propel the vehicle. An "Other" unit includes all units other than diesel or electric, e.g., steam gas turbine. Show the types of other units, service and number, as appropriate, in a brief description sufficient for positive identification.

6. Column (h) should show aggregate capacity for all units reported in column (g), as follows: For locomotive units, report the manufacturers' rated horsepower (the maximum continuous power output from the diesel engine or engines delivered to the main generator or generators for tractive purposes); or tractive effort of steam locomotive units; for freight-train cars report the nominal capacity (in tons of 2,000 lbs.) as provided for in Rule 86 of the AAR Code of Rules Governing Cars in Interchange. Convert the capacity of tank cars to capacity in tons of the commodity which the car is intended to carry customarily; for passenger-train cars report the number of passenger seats available for revenue service, counting one passenger to each berth in sleeping cars.

7. Freight-train car type codes shown in column (a) correspond to the AAR Multilevel Per Diem Master List. Dashes are used in appropriate places to permit a single code to represent several car type codes. Passenger-train car types and service equipment car types correspond to AAR Mechanical Division designations. Descriptions of car codes and designations are published in *The Official Railway Equipment Register*.

UNITS OWNED, INCLUDED IN INVESTMENT ACCOUNT, AND LEASED FROM OTHERS

Line No.	Item	Units in service of respondent at beginning of year	Number added during year	Number retired during year	Number at close of year			Aggregate capacity of units reported in col. (g) (See ins. 6) (h)	Number leased to others at close of year (i)
					Owned and used (e)	Leased from others (f)	Total in service of respondent (e + f) (g)		
	LOCOMOTIVE UNITS	5	-	-	5	-	5	2,900 ^(h.p.)	-
1	Diesel	-	-	-	-	-	-	-	-
2	Electric	-	-	-	-	-	-	-	-
3	Other	-	-	-	-	-	-	-	-
4	Total (lines 1 to 3)	5	-	-	5	-	5	XXXXXX	-
	FREIGHT-TRAIN CARS							(tons)	
5	Box-general service (A-20, A-30, A-40, A-50, all B (except B080) L070, R-00, R-01, R-06, R-07)	187	100	-	187	100	287	21,134	-
6	Box-special service (A-00, A-10, B080)								
7	Gondola (All G, J-00, all C, all E)								
8	Hopper-open top (all H, J-10, all K)								
9	Hopper-covered (L-5)								
10	Tank (all T)								
11	Refrigerator-mechanical (R-04, R-10, R-11, R-12)								
12	Refrigerator-non-mechanical (R-02, R-03, R-05, R-08, R-09, R-13, R-14, R-15, R-16, R-17)								
13	Stock (all S)								
14	Autorack (F-5, F-6)								
15	Flat (all F (except F-5, F-6, F-7, F-8), L-2, L-3)	221	15	38	198	-	198	8,720	-
16	Flat-TOFC (F-7, F-8)								
17	All other (L-0, L-1, L-4, L080, L090)	408	115	38	385	100	485	29,854	-
18	Total (lines 5 to 17)	408	115	38	385	100	485	XXXXXX	
19	Caboose (all N)							XXXXXX	
20	Total (lines 18 and 19)	408	115	38	385	100	485	XXXXXX	
	PASSENGER-TRAIN CARS NON-SELF-PROPELLED							(seating capacity)	
21	Coaches and combined cars (PA, PB, PBO, all class C, except CSB)			NONE					
22	Parlor, sleeping, dining cars (PBC, PC, PL, PO, PS, PT, PAS, PDS, all class D, PD)								
23	Non-passenger carrying cars (all class B, CSB, PSA, IA, all class M)							XXXXXX	
24	Total (lines 21 to 23)								

2801. INVENTORY OF EQUIPMENT--Concluded

Units Owned, Included in Investment Account, and Leased From Others

Line No.	Item (a)	Units in service of respondent at beginning of year (b)	Number added during year (c)	Number retired during year (d)	Number at close of year			Aggregate capacity of units reported in col. (g) (See ins. 6) (h)	Number leased to others at close of year (i)
					Owned and used (e)	Leased from others (f)	Total in service of respondent (e+f) (g)		
	Passenger-Train Cars--Continued							(Seating capacity)	
	Self-Propelled Rail Motorcars								
25	Electric passenger cars (EC, EP, ET) _____								
26	Internal combustion rail motorcars (ED, EG) _____								
27	Other self-propelled cars (Specify types) _____								
28	Total (lines 25 to 27) _____								
29	Total (lines 24 and 28) _____								
	Company Service Cars								
30	Business cars (PV) _____							XXXX	
31	Boarding outfit cars (MWX) _____							XXXX	
32	Derrick and snow removal cars (MWK, MWU, MWV, MWW) _____							XXXX	
33	Dump and ballast cars (MWB, MWD) _____							XXXX	
34	Other maintenance and service equipment cars _____	4	-	-	4	-	4	XXXX	
35	Total (lines 30 to 34) _____	4	-	-	4	-	4	XXXX	
36	Grand total (lines 20, 29, and 35) _____	412	115	38	389	100	489	XXXX	
	Floating Equipment								
37	Self-propelled vessels (Tugboats, car ferries, etc.) _____							XXXX	
38	Non-self-propelled vessels (Car floats, lighters, etc.) _____							XXXX	
39	Total (lines 37 and 38) _____							XXXX	

2900. IMPORTANT CHANGES DURING THE YEAR

Hereunder state the following matters, numbering the statements in accordance with the inquiries, and if no changes of the character below indicated occurred during the year, state that fact. Changes in mileage should be stated to the nearest hundredth of a mile. If any changes reportable in this schedule occurred under authority granted by the Commission in certificates of convenience and necessity, issued under paragraphs (18) to (22) of section 1 of the Interstate Commerce Act or otherwise, specific reference to such authority should in each case be made by docket number or otherwise, as may be appropriate.

1. All portions of road put in operation or abandoned, giving (a) termini, (b) length of road, and (c) dates of beginning operations or of abandonment.*
2. All other important physical changes, including herein all new tracks built.*
3. All leaseholds acquired or surrendered, giving (a) dates, (b) length of terms, (c) names of parties, (d) rents, and (e) other conditions.
4. All agreements for trackage rights acquired or surrendered, giving (a) dates, (b) length of terms, (c) names of parties, (d) rents, and (e) other conditions.
5. All consolidations, mergers, and reorganizations effected, giving particulars.

6. All stocks issued, giving (a) purposes for which issued, (b) names of stocks, and (c) amounts issued, and describing (d) the actual consideration realized, giving (e) amounts and (f) values; give similar information concerning all stocks retired (if any).

7. All funded debt issued, giving (a) purposes for which issued, (b) names of securities and (c) amounts issued, and describing (d) the actual consideration realized, giving (e) amounts and (f) values; also give particulars concerning any funded debt paid or otherwise retired, stating (a) date acquired, (b) date retired or canceled, (c) par value of amount retired.

8. All other important financial changes.

9. All changes in and all additions to franchise rights, describing fully (a) the actual consideration given therefor, and stating (b) the parties from whom acquired; if no consideration was given, state that fact.

10. In case the respondent has not yet begun operation, and no construction has been carried on during the year, state fully the reasons therefor.

11. All additional matters of fact (not elsewhere provided for) which the respondent may desire to include in its report.

NONE

*If returns under items 1 and 2 include any first main track owned by respondent representing new construction or permanent abandonment give the following particulars:

Miles of road constructed _____ Miles of road abandoned _____

The item "Miles of road constructed" is intended to show the mileage of first main track laid to extend respondent's road, and should not include tracks relocated and tracks laid to shorten the distance between two points, without serving any new territory.

VERIFICATION

The foregoing report must be verified by the oath of the officer having control of the accounting of the respondent. It should be verified, also, by the oath of the president or other chief officer of the respondent, unless the respondent states on the last preceding page of this report that such chief officer has no control over the accounting of the respondent. The oath required may be taken before any person authorized to administer an oath by the laws of the State in which the same is taken.

OATH

(To be made by the officer having control of the accounting of the respondent)

State of Minnesota

County of Koochiching

ss:

J. S. Gendron

makes oath and says that he is

General Manager

(Insert here the name of the affiant)

(Insert here the official title of the affiant)

of Minnesota, Dakota & Western Railway Company

(Insert here the exact legal title or name of the respondent)

that it is his duty to have supervision over the books of account of the respondent and to control the manner in which such books are kept; that he knows that such books have, during the period covered by the foregoing report, been kept in good faith in accordance with the accounting and other orders of the Interstate Commerce Commission, effective during the said period; that he has carefully examined the said report, and to the best of his knowledge and belief the entries contained in the said report have, so far as they relate to matters of account, been accurately taken from the said books of account and are in exact accordance therewith; that he believes that all other statements of fact contained in the said report are true, and that the said report is a correct and complete statement of the business and affairs of the above-named respondent during the period

of time from and including January 1 1975 to and including December 31 1975

J. S. Gendron
(Signature of affiant)

Subscribed and sworn to before me, a Notary Public in and for the State and

county above named, this Twenty Seventh day of Dec. 1976

My commission expires January 11, 1978

Michael M. Shuppen
(Signature of officer authorized to administer oaths)

SUPPLEMENTAL OATH

(By the president or other chief officer of the respondent)

State of Idaho

County of Ida

ss:

Robert H. Schwarz

makes oath and says that he is

President

(Insert here the name of the affiant)

(Insert here the official title of the affiant)

of Minnesota, Dakota & Western Railway Company

(Insert here the exact legal title or name of the respondent)

that he has carefully examined the foregoing report; that he believes that all statements of fact contained in the said report are true, and that the said report is a correct and complete statement of the business and affairs of the above-named respondent and the operation of its property during

the period of time from and including January 1 1975 to and including December 31 1975

Robert H. Schwarz
(Signature of affiant)

Subscribed and sworn to before me, a Notary Public in and for the State and

county above named, this 15 day of March 1976

My commission expires 6-6-78

Carl Schramm
(Signature of officer authorized to administer oaths)

FILL IN THIS PAGE ONLY IF YOU ARE FILING THIS REPORT WITH A STATE COMMISSION

701. ROAD AND EQUIPMENT PROPERTY

1. Give particulars of changes in accounts Nos. 731, "Road and equipment property" and 732, "Improvements on leased property," classified in accordance with the Uniform System of Accounts for Railroad Companies.

2. Credit items in the entries should be fully explained.

3. Report on line 35 amounts not includable in the primary road accounts. The items re-

ported should be briefly identified and explained in a footnote. Amounts should be reported on this line only under special circumstances, usually after permission is obtained from the Commission for exceptions to prescribed accounting. Reference to such authority should be made when explaining the amounts reported. Respondents must not make arbitrary changes to the printed strip or column headings without specific authority from the Commission.

Line No.	Account (a)	Balance at beginning of year		Total expenditures during the year		Balance at close of year	
		Entire line (b)	State (c)	Entire line (d)	State (e)	Entire line (f)	State (g)
1	(1) Engineering	39,668	All	8,621	All	48,289	All
2	(2) Land for transportation purposes	7,750	"		"	7,750	"
3	(2 1/2) Other right-of-way expenditures						
4	(3) Grading	29,642	"	(17,703)	"	11,939	"
5	(5) Tunnels and subways						
6	(6) Bridges, trestles, and culverts	353,922	"		"	353,922	"
7	(7) Elevated structures						
8	(8) Ties	77,861	"	(46,502)	"	31,359	"
9	(9) Rails	129,702	"	(69,268)	"	60,434	"
10	(10) Other track material	153,252	"	(89,328)	"	63,924	"
11	(11) Ballast	57,912	"	(34,588)	"	23,324	"
12	(12) Track laying and surfacing	107,231	"	(49,309)	"	57,922	"
13	(13) Fences, snowsheds, and signs	919	"			919	"
14	(16) Station and office buildings	38,812	"			38,812	"
15	(17) Roadway buildings	30,507	"			30,507	"
16	(18) Water stations						
17	(19) Fuel stations	7,926	"			7,926	"
18	(20) Shops and enginehouses	81,641	"			81,641	"
19	(21) Grain elevators	-				-	
20	(22) Storage warehouses	-				-	
21	(23) Wharves and docks	-				-	
22	(24) Coal and ore wharves	-				-	
23	(25) TOFC/COFC terminals	-				-	
24	(26) Communication systems	16,740	"	13,224	"	29,964	"
25	(27) Signals and interlockers	15,105	"			15,105	"
26	(29) Powerplants						
27	(31) Power-transmission systems	3,929	"			3,929	"
28	(35) Miscellaneous structures						
29	(37) Roadway machines	52,144	"	16,165	"	68,309	"
30	(38) Roadway small tools	330				330	
31	(39) Public improvements—Construction	14,350				14,350	
32	(43) Other expenditures—Road						
33	(44) Shop machinery	24,804		3,690		28,494	"
34	(45) Powerplant machinery						
35	Other specify & explain						
36	Total expenditures for road	1,244,147	"	(264,998)	All	979,149	"
37	(52) Locomotives	255,304	"	34,056	"	289,360	"
38	(53) Freight-train cars	698,044	"	(40,218)	"	657,826	"
39	(54) Passenger-train cars						
40	(55) Highway revenue equipment						
41	(56) Floating equipment						
42	(57) Work equipment	4,423	"			4,423	"
43	(58) Miscellaneous equipment	5,606	"			5,606	"
44	Total expenditures for equipment	963,377	"	(6,162)	"	957,215	"
45	(71) Organization expenses	2,566	"	(2,056)	"	510	
46	(76) Interest during construction	4,777	"	(3,920)	"	857	"
47	(77) Other expenditures—General						
48	Total general expenditures	7,343	"	(5,976)	"	1,367	"
49	Total	2,214,867	"	(277,136)	"	1,937,731	"
50	(80) Other elements of investment						
51	(90) Construction work in progress	35,120	"	120,014	"	155,134	"
52	Grand total	2,249,987	"	(157,122)	"	2,092,865	"

FILL IN THIS PAGE ONLY IF YOU ARE FILING THIS REPORT WITH A STATE COMMISSION

2002. RAILWAY OPERATING EXPENSES

1. State the railway operating expenses of the respondent for the year, classifying them in accordance with the Uniform System of Accounts for Railroad Companies.
2. Any unusual accruals involving substantial amounts included in columns (b), (c), (e), and (f), should be fully explained in a footnote.

Line No.	Name of railway operating expense account (a)	Amount of operating expenses for the year		Line No.	Name of railway operating expense account (a)	Amount of operating expenses for the year	
		Entire line (b)	State (c)			Entire line (b)	State (c)
	MAINTENANCE OF WAY AND STRUCTURES	\$	\$			\$	\$
		19,658	A11	32	(2247) Operating joint yards and terminals—Cr		
1	(2201) Superintendence	46,221	"	33	(2248) Train employees	96,081	A11
2	(2202) Roadway maintenance	7,167	"	34	(2249) Train fuel	5,858	"
3	(2203) Maintaining structures			35	(2251) Other train expenses	21,779	"
4	(2203 1/2) Retirements—Road			36	(2252) Injuries to persons	629	"
5	(2204) Dismantling retired road property	26,495	"	37	(2253) Loss and damage	14,771	"
6	(2208) Road Property—Depreciation	51,004	"	38	(2254) Other casualty expenses		
7	(2209) Other maintenance of way expenses			39	(2255) Other rail and highway transportation expenses	46,322	"
8	(2210) Maintaining joint tracks, yards, and other facilities—Dr			40	(2256) Operating joint tracks and facilities—Dr		
9	(2211) Maintaining joint tracks, yards, and other facilities—Cr			41	(2257) Operating joint tracks and facilities—Cr		
10	Total maintenance of way and struc	150,545	"	42	Total transportation—Rail line	677,482	"
	MAINTENANCE OF EQUIPMENT				MISCELLANEOUS OPERATIONS		
11	(2221) Superintendence	28,564	"	43	(2258) Miscellaneous operations		
12	(2222) Repairs to shop and power-plant machinery	1,359	"	44	(2259) Operating joint miscellaneous facilities—Dr		
13	(2223) Shop and power-plant machinery—Depreciation			45	(2260) Operating joint miscellaneous facilities—Cr		
14	(2224) Dismantling retired shop and power-plant machinery	77,880		46	Total miscellaneous operating		
15	(2225) Locomotive repairs				GENERAL	74,515	A11
16	(2226) Car and highway revenue equipment repair	79,987	"	47	(2261) Administration		
17	(2227) Other equipment repairs	6,509	"	48	(2262) Insurance	1,772	"
18	(2228) Dismantling retired equipment	4,127	"	49	(2264) Other general expenses	62,589	"
19	(2229) Retirements—Equipment	1,591	"	50	(2265) General joint facilities—Dr		
20	(2234) Equipment—Depreciation	36,754	"	51	(2266) General joint facilities—Cr		
21	(2235) Other equipment expenses	32,716	"	52	Total general expenses	138,876	"
22	(2236) Joint maintenance of equipment expenses—Dr				RECAPITULATION		
23	(2237) Joint maintenance of equipment expenses—Cr			53	Maintenance of way and structures	150,545	"
24	Total maintenance of equipment	269,487	"	54	Maintenance of equipment	269,487	"
	TRAFFIC	5,551	"	55	Traffic expenses	5,551	"
25	(2240) Traffic expenses			56	Transportation—Rail line	677,482	"
	TRANSPORTATION—RAIL LINE			57	Miscellaneous operations	138,876	"
26	(2241) Superintendence and dispatching	28,070	"	58	General expenses		
27	(2242) Station service	86,788	"	59	Grand total railway operating expense	1,241,941	
28	(2243) Yard employees	302,338	"				
29	(2244) Yard switching fuel	15,192	"				
30	(2245) Miscellaneous yard expenses	59,654	"				
31	(2246) Operating joint yard and terminals—Dr						

60 Operating ratio (ratio of operating expenses to operating revenues) 106.32 percent.
(Two decimal places required.)

FILL IN THIS PAGE ONLY IF YOU ARE FILING THIS REPORT WITH A STATE COMMISSION

2003. MISCELLANEOUS PHYSICAL PROPERTIES OPERATED DURING THE YEAR

Give particulars of each class of miscellaneous physical property or plant operated during the year. Group the properties under the heads of the classes of operations to which they are devoted.

In column (a) give the designation used in the respondent's record, and the name of the town or city and State in which the property or plant is located, stating whether the respondent's

title is that of ownership or whether the property is held under lease or other incomplete title. All peculiarities of title should be explained in a footnote.

The totals of columns (b), (c), and (d) should agree with the totals of accounts Nos. 502, "Revenue from miscellaneous operations," 534, "Expenses of miscellaneous operations," and 535, "Taxes on miscellaneous operating property" in respondent's Income Account for the Year. If not, differences should be explained in a footnote.

Line No.	Designation and location of property or plant, character of business, and title under which held (a)	Total revenue during the year (Acct. 502) (b)	Total expenses during the year (Acct. 534) (c)	Total taxes applicable to the year (Acct. 535) (d)
1	NONE	\$	\$	\$
2				
3				
4				
5				
6				
7				
8				
9				
10				
11				
12	Total			

2301. SUMMARY STATEMENT OF TRACK MILEAGE WITHIN THE STATE AND OF TITLES THERETO AT CLOSE OF YEAR*

Line No.	Item (a)	Line operated by respondent							
		Class 1: Line owned		Class 2: Line of proprietary companies		Class 3: Line operated under lease		Class 4: Line operated under contract	
		Added during year (b)	Total at end of year (c)	Added during year (d)	Total at end of year (e)	Added during year (f)	Total at end of year (g)	Added during year (h)	Total at end of year (i)
1	Miles of road				4				
2	Miles of second main track								
3	Miles of all other main tracks								
4	Miles of passing tracks, crossovers, and turnouts								
5	Miles of way switching tracks				13				
6	Miles of yard switching tracks				17				
7	All tracks								

Line No.	Item (j)	Line operated by respondent				Line owned but not operated by respondent	
		Class 5: Line operated under trackage rights		Total line operated		Added during year (o)	Total at end of year (p)
		Added during year (k)	Total at end of year (l)	At beginning of year (m)	At close of year (n)		
1	Miles of road			4	4		
2	Miles of second main track						
3	Miles of all other main tracks						
4	Miles of passing tracks, crossovers, and turnouts						
5	Miles of way switching tracks—Industrial						
6	Miles of way switching tracks—Other						
7	Miles of yard switching tracks—Industrial						
8	Miles of yard switching tracks—Other			29	13		
9	All tracks			33	17		

*Entries in columns headed "Added during the year" should show net increases.

FILL IN THIS PAGE ONLY IF YOU ARE FILING THIS REPORT WITH A STATE COMMISSION

2302. RENTS RECEIVABLE

Income from lease of road and equipment

Line No.	Road leased (a)	Location (b)	Name of lessee (c)	Amount of rent during year (d)
1		NONE		\$
2				
3				
4				
5			Total	

2303. RENTS PAYABLE

Rent for leased roads and equipment

Line No.	Road leased (a)	Location (b)	Name of lessor (c)	Amount of rent during year (d)
1		NONE		\$
2				
3				
4				
5			Total	

2304. CONTRIBUTIONS FROM OTHER COMPANIES

2305. INCOME TRANSFERRED TO OTHER COMPANIES

Line No.	Name of contributor (a)	Amount during year (b)	Name of transferee (c)	Amount during year (d)
1	NONE	\$	NONE	\$
2				
3				
4				
5				
6		Total	Total	

Approved by GAO
B-180230 (RO339)

Schedule 10000.—COMPETITIVE BIDDING — CLAYTON ANTITRUST ACT

Section 10 of the Clayton Antitrust Act (15 U.S.C. 20) states that "no common carrier engaged in commerce shall have any dealings in securities, supplies or other articles of commerce, or shall make or have any contracts for construction or maintenance of any kind, to the amount of more than \$50,000, in the aggregate, in any one year, with another corporation, firm, partnership or association when the said common carrier shall have upon its board of directors or as its president, manager or as its purchasing or selling officer, or agent in the particular transaction, any person who is at the same time a director, manager, or purchasing or selling officer of, or who has any substantial interest in, such other corporation, firm, partnership or association, unless and except such purchases shall be made from, or such dealings shall be made with, the bidder whose bid is the most favorable to such common

carrier, to be ascertained by competitive bidding under regulations to be prescribed by rule or otherwise by the Interstate Commerce Commission." The specification for competitive bids is found in the Code of Federal Regulations, Part 1010-C-Competitive Bids through Part 1010.7 - Carriers Subject to the Interstate Commerce Act.

To ensure that this section of the Clayton Antitrust Act and the Commission's regulations are being complied with, all carriers required to file this report should complete this schedule.

In column (g), identify the company awarded the bid by including company name and address, name and title of respondent officers, directors, selling officer, purchasing officer and/or general manager that has an affiliation with the seller.

Line No.	Nature of bid (a)	Date Published (b)	Contract number (c)	No. of bidders (d)	Method of awarding bid (e)	Date filed with the Commission (f)	Company awarded bid (g)
1							
2							
3							
4							
5							
6							
7							
8							
9							
10							
11							
12							
13							
14							
15							
16							
17							
18							
19							
20							
21							
22							
23							
24							
25							
26							
27							
28							
29							
30							

INDEX

	Page No.		Page No.
Affiliated companies—Amounts payable to	14	Miscellaneous—Income	29
Investments in	16-17	Charges	29
Amortization of defense projects—Road and equipment owned and leased from others	24	Physical property	4
Balance sheet	4-5	Physical properties operated during year	28
Capital stock	11	Rent income	29
Surplus	25	Rents	29
Car statistics	36	Motor rail cars owned or leased	38
Changes during the year	38	Net income	8
Compensating balances and short-term borrowing arrangements	10B	Oath	39
Compensation of officers and directors	32	Obligations—Equipment	14
Consumption of fuel by motive-power units	32	Officers—Compensation of	33
Contributions from other companies	31	General of corporation, receiver or trustee	2
Debt—Funded, unmatured	11	Operating expenses—Railway	28
In default	26	Revenues—Railway	27
Depreciation base and rates—Road and equipment owned and used and leased from others	19	Ordinary income	8
Leased to others	20	Other deferred credits	26
Reserve—Miscellaneous physical property	25	Charges	26
Road and equipment leased from others	23	Investments	16-17
To others	22	Passenger train cars	37-38
Owned and used	21	Payments for services rendered by other than employees	33
Directors	2	Property (See Investments)	
Compensation of	33	Proprietary companies	14
Dividend appropriations	27	Purposes for which funded debt was issued or assumed	11
Elections and voting powers	3	Capital stock was authorized	11
Employees, Service, and Compensation	32	Rail motor cars owned or leased	38
Equipment—Classified	37-38	Rails applied in replacement	30
Company service	38	Railway operating expenses	28
Covered by equipment obligations	14	Revenues	27
Leased from others—Depreciation base and rates	19	Tax accruals	10A
Reserve	23	Receivers' and trustees' securities	11
To others—Depreciation base and rates	20	Rent income, miscellaneous	29
Reserve	22	Rents—Miscellaneous	29
Locomotives	37	Payable	31
Obligations	14	Receivable	31
Owned and used—Depreciation base and rates	19	Retained income—Appropriated	25
Reserve	21	Unappropriated	10
Or leased not in service of respondent	37-38	Revenue freight carried during year	35
Inventory of	37-38	Revenues—Railway operating	27
Expenses—Railway operating	28	From nonoperating property	30
Of nonoperating property	30	Road and equipment property—Investment in	13
Extraordinary and prior period items	8	Leased from others—Depreciation base and rates	19
Floating equipment	38	Reserve	23
Freight carried during year—Revenue	35	To others—Depreciation base and rates	20
Train cars	37	Reserve	22
Fuel consumed by motive-power units	32	Owned—Depreciation base and rates	19
Cost	32	Reserve	21
Funded debt unmatured	11	Used—Depreciation base and rates	19
Gage of track	30	Reserve	21
General officers	2	Operated at close of year	30
Identity of respondent	2	Owned but not operated	30
Important changes during year	38	Securities (See Investment)	
Income account for the year	7-9	Services rendered by other than employees	33
Charges, miscellaneous	29	Short-term borrowing arrangements—compensating balances	10B
From nonoperating property	30	Special deposits	10C
Miscellaneous	29	State Commission schedules	41-44
Rent	29	Statistics of rail-line operations	34
Transferred to other companies	31	Switching and terminal traffic and car	36
Inventory of equipment	37-38	Stock outstanding	11
Investments in affiliated companies	16-17	Reports	3
Miscellaneous physical property	4	Security holders	3
Road and equipment property	13	Voting power	3
Securities owned or controlled through nonreporting subsidiaries	18	Stockholders	3
Other	16-17	Surplus, capital	25
Investments in common stock of affiliated companies	17A	Switching and terminal traffic and car statistics	36
Loans and notes payable	26	Tax accruals—Railway	10A
Locomotive equipment	37	Ties applied in replacement	30
Mileage operated	30	Tracks operated at close of year	30
Owned but not operated	30	Unmatured funded debt	11
		Verification	39
		Voting powers and elections	3
		Weight of rail	30

534050

ANNUAL REPORT 1975 CLASS 2 RR
MINNESOTA DAKOTA & WESTERN RY CO.

534050

Ø

R-2
CLASS II RAILROADS

annual report


P. O. BOX 50
BOISE, IDAHO 83728

125002405 MINNESOTA 2 534050
MINNESOTA DAKOTA & WESTERN RY CO
P O BOX 200
BOISE IDAHO 83701

CLT L.H.

Correct name and address if different than shown.

Full name and address of reporting carrier.
(Use mailing label on original, copy in full on duplicate.)



to the
Interstate Commerce Commission
FOR THE YEAR ENDED DECEMBER 31, 1975

NOTICE

1. This Form for annual report should be filled out in triplicate and two copies returned to the Interstate Commerce Commission, Bureau of Accounts, Washington, D.C. 20423, by March 31 of the year following that for which the report is made. Attention is specially directed to the following provisions of Part I of the Interstate Commerce Act:

Sec. 20. (a) The Commission is hereby authorized to require annual, individual, or special reports from carriers, lease, or " " (as defined in this section) to provide the manner and form in which such reports shall be made, and to require from such carriers, lease, or " " specific and full, true, and correct answers to all questions upon which the Commission may desire information to be necessary in classifying such carriers, lease, or " " as it may deem proper for any of these purposes such annual reports shall give an account of the affairs of the carrier, lease, or " " in such form and detail as may be prescribed by the Commission.

(2) Said annual reports shall contain all the required information for the period of twelve months ending on the 31st day of December in each year, unless the Commission shall specify a different date, and shall be made, out under oath, and filed with the Commission at its office in Washington within three months after the close of the year for which report is made, unless additional time be granted in any case by the Commission.

(3) Any person who shall knowingly and willfully make, cause to be made, or participate in the making of any false entry in any annual or other report required under the section to be filed, or shall knowingly or willfully file with the Commission any false report or other document, shall be deemed guilty of a misdemeanor and shall be subject, upon conviction in any court of the United States of competent jurisdiction, to a fine of not more than five thousand dollars or imprisonment for not more than two years, or both such fine and imprisonment.

(4) Any carrier or lease, or " " or any officer, agent, employee, or representative thereof, who shall fail to make and file an annual or other report with the Commission within the time fixed by the Commission, or to make specific and full, true, and correct answer to any question within thirty days from the time it is lawfully required by the Commission so to do, shall forfeit to the United States the sum of one hundred dollars for each and every day it shall continue to be in default with respect thereto.

(5) As used in this section " " the term "carrier" means a common carrier subject to this part, and includes a receiver or trustee of such carrier, and the term "lease" means a person owning a railroad, a water line, or a pipe line, leased to and operated by a common carrier subject to this part, but includes a receiver or trustee of such lease.

The respondent is further required to send to the Bureau of Accounts, immediately upon preparation, two copies of its latest annual report to stockholders. See *scheduled 108, page 1*.

2. The instructions in this Form should be carefully observed, and each question should be answered fully and accurately, whether it has been answered in a previous annual report or not. Except in cases where they are specifically authorized, cancellations, arbitrary check marks, and the like should not be used either as partial or as entire answers to inquiries. If any inquiry, based on a preceding inquiry in the present report form is, because of the answer rendered to such preceding inquiry, inapplicable to the person or corporation in whose behalf the report is made, such notation as "Not applicable; see page—, schedule (or line) number—" should be used in answer thereto, giving precise reference to the portion of the report showing the facts which make the inquiry inapplicable. Where the word "none" truly and completely states the fact, it should be given as the answer to any particular inquiry or any particular portion of an inquiry. Where dates are called for, the month and day should be stated as well as the year. Customary abbreviations may be used in stating dates.

3. Every annual report should, in all particulars, be complete in itself, and references to the reports of former years should not be made to make the place of required entries except as herein otherwise specifically directed or authorized.

4. If it is necessary or desirable to insert additional statements, typewritten or other, in a report, they should be legibly made on durable paper and, wherever practicable, on sheets not larger than a page of the Form. Inserted sheets should be securely attached, preferably at the inner margin, attachment by pins or clips is insufficient.

5. All entries should be made in a permanent black ink. Those of a cursive character should be indicated in parentheses. Items of an unusual character should be indicated by appropriate symbol and footnote.

6. Money items except averages, throughout the annual report form should be shown in WHOLE DOLLARS adjusted to accord with footings. Totals for amounts reported in subsidiary accounts included in supporting schedules must be in agreement with related primary accounts.

7. Each respondent shall make its annual report to the Commission in triplicate, retaining one copy to its files for reference, in correspondence with regard to such report becomes necessary. For 1 reason three copies of the Form are sent to each corporate concern.

8. Railroad corporations, mainly distinguished as operating companies and lessor companies, are for the purpose of report to Interstate Commerce Commission divided into classes. An operating company is one whose officers direct the business of transportation; whose books contain operating as well as financial accounts; and lessor company, the property of which being leased to and operated another company, is one that maintains a separate legal existence, keeps financial but not operating accounts. In making reports, less companies use Annual Report Form R-4.

Operating companies (including switching and terminal) are broadly classified, with respect to their operating revenues, according to following general definitions:

Class I companies are those having annual operating revenues of \$5,000,000 or more. For class Annual Report Form R-1 is provided.

Class II companies are those having annual operating revenues below \$5,000,000. For class Annual Report Form R-2 is provided.

In applying this classification to any switching or terminal company which is operated as a joint facility of owning or tenant railways, sum of the annual railway operating revenues, the joint facility income, and the returns to joint facility credit accounts in operating expenses shall be used in determining its class.

Switching and terminal companies are further classified as:

Class 31. Exclusively switching. This class of companies includes all those which provide switching service only, with no local freight or passenger service.

Class 32. Exclusively terminal. This class of companies includes all companies which provide terminal facilities only, such as freight transfer or freight storage, etc., for which revenue is made, whether operated by a joint, common or for one. In case a bridge or ferry is part of the facilities operated by a terminal company, it shall included under this heading.

Class 33. Both switching and terminal. Companies which provide both a switching and terminal service. This class of companies includes all companies whose operations consist of switching and terminal services as defined above.

Class 34. Bridge and ferry. This class of companies is restricted to those whose operations consist of bridges and ferries exclusively.

Class 35. Mixed. Companies performing primarily a switching or a terminal service, but which conduct a regular freight or passenger traffic. The revenues of this class of companies include, in addition to switching or terminal revenues, those derived from local passenger service, local freight service, participation in through movement of freight or passengers by other transportation operations, and operations other than transportation.

9. Except where the context clearly indicates some other meaning, following terms when used in this Form have the meanings below:

COMMISSION means the Interstate Commerce Commission. RESPONDENT means the person or corporation in whose behalf report is made. THE YEAR means the year ended December 31 for which the report is made. THE CLOSE OF THE YEAR means the close of business on December 31 of the year for which the report is made; or, in case report is made for a shorter period than one year, it means the close of the period covered by the report. THE BEGINNING OF THE YEAR means beginning of business on January 1 of the year for which the report is made, or, in case the report is made for a shorter period than one year, it means the beginning of the period covered by the report. PRECEDING YEAR means the year ended December 31 of the year preceding the year for which the report is made. THE UNIFORM SYSTEM Part 1201 of Title 49, Code of Federal Regulations, or amendments.

10. All companies using this Form should complete all schedules with the following exceptions, which should severally be completed by the companies in which they are applicable:

Schedules restricted to Switching and Terminal Companies	Schedules restricted to the other Switching and Terminal Companies
Schedule 2217	Schedule 2
Schedule 2702	Schedule 2

ANNUAL REPORT

OF

Minnesota, Dakota & Western Railway Company

(Full name of the respondent)

FOR THE

YEAR ENDED DECEMBER 31, 1975

Name, official title, telephone number, and office address of officer in charge of correspondence with the Commission regarding this report:

(Name) Robert H. Schwarz (Title) President

(Telephone number) 208 384-7212
(Area code) (Telephone number)

(Office address) P. O. Box 50 Boise, Idaho 83728
(Street and number, City, State, and ZIP code)

SPECIAL NOTICE

The attention of the respondent is directed below to certain particulars, if any, in which this report form differs from the corresponding form for the preceding year. It should be understood that mention is not made of necessary substitutions of dates or, in general, such other things as simple modifications intended to make requirements clearer, other minor adjustments, and typographical corrections.

Page 4: Schedule 200. Comparative General Balance Sheet - Assets

Provision has been made for reporting accrued depreciation of improvements on leased property.

Page 5: Schedule 200. Comparative General Balance Sheet - Liability Side

Provision has been made for reporting treasury stock.

Page 10B: Schedule 202. Compensating Balances and Short-Term Borrowing Arrangements

Page 10C: Schedule 203. Special Deposits

These are new schedules providing for reporting of compensating balances and certain short-term borrowing arrangements between carriers and financial institutions.

Page 27: Schedule 2001. Railway Operating Revenues

Reference to accounts 106, Mail, and 107, Express, have been eliminated from this schedule.

Page 30: Schedule 2202. Mileage Operated (All Tracks)

Schedule 2215. Mileage of Tracks Owned But Not Operated by Respondent

Footnote instruction has been revised to require reporting mileage in whole miles rather than in hundredths.

TABLE OF CONTENTS

	Schedule No.	Page
Identity of Respondent.....	101	2
Stockholders.....	107	3
Stockholders Reports.....	108	3
Comparative General Balance Sheet.....	200	4
Income Account For The Year.....	300	7
Retained Income—Unappropriated.....	305	10
Railway Tax Accruals.....	350	10A
Compensating Balances and Short-Term Borrowing Arrangements.....	202	10B
Special Deposits.....	203	10C
Funded Debt Unmatured.....	670	11
Capital Stock.....	690	11
Receivers' and Trustees' Securities.....	695	11
Road and Equipment Property.....	701	13
Proprietary Companies.....	801	14
Amounts Payable To Affiliated Companies.....	901	14
Equipment Covered By Equipment Obligations.....	902	14
General Instructions Concerning Returns In Schedules 1001 and 1002.....		15
Investments In Affiliated Companies.....	1001	16
Other Investments.....	1002	16
Investments in Common Stocks of Affiliated Companies.....	1003	17A
Securities, Advances, and Other Intangibles owned or controlled Through Nonreporting Carrier and Noncarrier Subsidiaries.....	1201	18
Depreciation Base and Rates—Road and Equipment Owned And Used And Leased From Others.....	1302	19
Depreciation Base and Rates—Road and Equipment Leased to Others.....	1303	20
Depreciation Reserve—Road and Equipment Owned And Used.....	1501	21
Depreciation Reserve—Road and Equipment Leased To Others.....	1502	22
Depreciation Reserve—Road and Equipment Leased From Others.....	1503	23
Amortization of Defense Projects.....	1605	24
Depreciation Reserve—Misc. Physical Property.....	1607	25
Capital Surplus.....	1608	25
Retained Income—Appropriated.....	1609	25
Loans and Notes Payable.....	1701	26
Debt in Default.....	1702	26
Other Deferred Charges.....	1703	26
Other Deferred Credits.....	1704	26
Dividend Appropriations.....	1902	27
Railway Operating Revenues.....	2001	27
Railway Operating Expenses.....	2002	28
Misc. Physical Properties.....	2002	28
Misc. Rent Income.....	2003	28
Misc. Rents.....	2102	29
Misc. Income Charges.....	2103	29
Income From Nonoperating Property.....	2104	29
Mileage Operated—All Tracks.....	2202	30
Mileage Operated—By States.....	2203	30
Rents Receivable.....	2301	31
Rents Payable.....	2302	31
Contributions From Other Companies.....	2303	31
Income Transferred To Other Companies.....	2304	31
Employees, Service, And Compensation.....	2401	32
Consumption Of Fuel By Motive—Power Units.....	2402	32
Compensation of Officers, Directors, Etc.....	2501	33
Payments For Services Rendered By Other Than Employees.....	2502	33
Statistics of Rail—Line Operations.....	2601	34
Revenue Freight Carried During The Year.....	2602	35
Switching And Terminal Traffic and Car Statistics.....	2701	36
Inventory of Equipment.....	2801	37
Important Changes During The Year.....	2900	38
Verification.....		39
Memoranda.....		40
Correspondence.....		40
Corrections.....		40
Filed With A State Commission:		
Road and Equipment Property.....	701	41
Railway Operating Expenses.....	2002	42
Misc. Physical Properties.....	2003	42
Statement of Track Mileage.....	2301	43
Rents Receivable.....	2302	43
Rents Payable.....	2303	43
Contributions From Other Companies.....	2304	43
Income Transferred To Other Companies.....	2305	43
Index.....		

101. IDENTITY OF RESPONDENT

1. Give the exact name* by which the respondent was known in law at the close of the year Minnesota, Dakota & Western Railway Company
2. State whether or not the respondent made an annual report to the Interstate Commerce Commission for the preceding year, or for any part thereof. If so, in what name was such report made? Minnesota, Dakota & Western Railway Company
3. If any change was made in the name of the respondent during the year, state all such changes and the dates on which they were made NONE
4. Give the location (including street and number) of the main business office of the respondent at the close of the year P. O. Box 50 Boise, Idaho 83728
5. Give the titles, names, and office addresses of all general officers of the respondent at the close of the year. If there are receivers who are recognized as in the controlling management of the road, give also their names and titles, and the location of their offices.

Line No.	Title of general officer (a)	Name and office address of person holding office at close of year (b)
1	President	Robert H. Schwarz P. O. Box 50 Boise, Idaho 83728
2	Vice president	T. C. Basterash P. O. Box 19 Int'l Falls, Mn. 56649
3	Secretary & V.P.	J. E. Clute P. O. Box 50 Boise, Idaho 83728
4	Treasurer & V.P.	E. W. Cleary P. O. Box 50 Boise, Idaho 83728
5	Controller or auditor	Rex L. Dorman P. O. Box 50 Boise, Idaho 83728
6	Attorney or general counsel	
7	General manager & V.P.	Robert W. Walters P. O. Box 50 Boise, Idaho 83728
8	General superintendent	
9	General freight agent	
10	General passenger agent	
11	General land agent	
12	Chief engineer	
13		

6. Give the names and office addresses of the several directors of the respondent at the close of the year, and the dates of expiration of their respective terms.

Line No.	Name of director (a)	Office address (b)	Term expires (c)
14	J. E. Clute	P.O.Box 50, Boise, Idaho 83728	April 12, 1976
15			
16			
17			
18			
19			
20			
21			
22			
23			

7. Give the date of incorporation of the respondent Oct. 31, 1902 8. State the character of motive power used Diesel-Electric
9. Class of switching and terminal company Not Applicable
10. Under the laws of what Government, State, or Territory was the respondent organized? If more than one, name all. Give reference to each statute and all amendments thereof, effected during the year. If previously effected, show the year(s) of the report(s) setting forth details. If in bankruptcy, give court of jurisdiction and dates of beginning of receivership or trusteeship and of appointment of receivers or trustees Title one of Chapter 34 of the general status of 1894 and the State of Minnesota and the amendments thereto.
11. State whether or not any corporation or association or group of corporations had, at the close of the year, the right to name the major part of the board of directors, managers, or trustees of the respondent; and if so, give the names of all such corporations and state whether such right was derived through (a) title to capital stock or other securities issued or assumed by the respondent, (b) claims for advances of funds made for the construction of the road and equipment of the respondent, or (c) express agreement or some other source Yes - By title of capital stock issued to respondent.

12. Give hereunder a history of the respondent from its inception to date, showing all consolidations, mergers, reorganizations, etc., and if a consolidated or merging corporation give like particulars for all constituent and subconstituent corporations. Describe also the course of construction of the road of the respondent, and its financing. Railway property was constructed by Minn. & Ont. Paper and stock issued in payment thereto. On June 7, 1965 Boise Cascade Corp, a non-carrier corp. organized under the laws of Delaware, thru application with the I.C.C. acquired control of the carrier.

107. STOCKHOLDERS

Give the names of the 30 security holders of the respondent who, at the date of the latest closing of the stock book or compilation of list of stockholders of the respondent (if within 1 year prior to the actual filing of this report), had the highest voting powers in the respondent, showing for each his address, the number of votes which he would have had a right to cast on that date had a meeting then been in order, and the classification of the number of votes to which he was entitled, with respect to securities held by him, such securities

being classified as common stock, second preferred stock, first preferred stock, and other securities, stating in a footnote the names of such other securities (if any). If any such holder held in trust, give (in a footnote) the particulars of the trust. In the case of voting trust agreements give, as supplemental information on page 38, the names and addresses of the 30 largest holders of the voting trust certificates and the amount of their individual holdings. If the stock book was not closed or the list of stockholders compiled within such year, show such 30 security holders as of the close of the year.

Line No.	Name of security holder (a)	Address of security holder (b)	Number of votes to which security holder was entitled (c)	NUMBER OF VOTES, CLASSIFIED WITH RESPECT TO SECURITIES ON WHICH BASED			Other securities with voting power (g)
				Common (d)	Stocks		
					PREFERRED (e)	First (f)	
1	Boise Cascade Corp.	P. O. Box 7747	5,000	5,000			
2		Boise, Idaho 83707					
3							
4							
5							
6							
7							
8							
9							
10							
11							
12							
13							
14							
15							
16							
17							
18							
19							
20							
21							
22							
23							
24							
25							
26							
27							
28							
29							
30							

Footnotes and Remarks

108. STOCKHOLDERS REPORTS

1. The respondent is required to send to the Bureau of Accounts, immediately upon preparation, two copies of its latest annual report to stockholders.

Check appropriate box:

☐ Two copies are attached to this report.

☐ Two copies will be submitted _____ (date)

☒ No annual report to stockholders is prepared.

200. COMPARATIVE GENERAL BALANCE SHEET—ASSETS

For instructions covering this schedule, see the text pertaining to General Balance Sheet Accounts in the Uniform System of Accounts for Railroad Companies. The entries in this balance sheet should be consistent with those in the supporting schedules on the pages indicated. The entries in column (c) should be restated to conform with the accounting requirements followed in column (b). The entries in the short column (a2) should be deducted from those in column (a1) in order to obtain corresponding entries for column (b). All contra entries hereunder should be indicated in parenthesis.

Line No.	Account or item (a)	Balance at close of year (b)	Balance at beginning of year (c)
CURRENT ASSETS		\$	\$
1	(701) Cash	13,650	30,692
2	(702) Temporary cash investments		
3	(703) Special deposits (p. 10B)	1,000	1,000
4	(704) Loans and notes receivable		
5	(705) Traffic, car service and other balances—Dr.	46,618	1,335
6	(706) Net balance receivable from agents and conductors	337,444	229,321
7	(707) Miscellaneous accounts receivable	727,975	242,554
8	(708) Interest and dividends receivable		
9	(709) Accrued accounts receivable	26,685	42,895
10	(710) Working fund advances		100
11	(711) Prepayments	44,864	44,864
12	(712) Material and supplies	108,501	76,291
13	(713) Other current assets	532	555
14	(714) Deferred income tax charges (p. 10A)		
15	Total current assets	1,307,269	669,607
SPECIAL FUNDS		(a1) Total book assets at close of year	(a2) Respondent's own issued included in (a1)
16	(715) Sinking funds		
17	(716) Capital and other reserve funds		
18	(717) Insurance and other funds		
19	Total special funds		
INVESTMENTS			
20	(721) Investments in affiliated companies (pp. 16 and 17)		
21	Undistributed earnings from certain investments in account 721 (p. 17A)		
22	(722) Other investments (pp. 16 and 17)		
23	(723) Reserve for adjustment of investment in securities—Credit		
24	Total investments (accounts 721, 722 and 723)		
PROPERTIES			
25	(731) Road and equipment property—Road	979,149	1,244,147
26	Equipment	957,215	963,317
27	General expenditures	1,367	7,343
28	Other elements of investment		
29	Construction work in progress	155,134	35,120
30	Total (p. 13)	2,092,865	2,249,987
31	(732) Improvements on leased property—Road		
32	Equipment		
33	General expenditures		
34	Total (p. 12)		
35	Total transportation property (accounts 731 and 732)	2,092,865	2,249,987
36	(733) Accrued depreciation—Improvements on leased property		
37	(735) Accrued depreciation—Road and equipment (pp. 21 and 22)	(582,305)	(574,921)
38	(736) Amortization of defense projects—Road and Equipment (p. 24)		
39	Recorded depreciation and amortization (accounts 733, 735 and 736)	(582,305)	(574,921)
40	Total transportation property less recorded depreciation and amortization (line 35 less line 39)	1,510,560	1,675,066
41	(737) Miscellaneous physical property		
42	(728) Accrued depreciation - Miscellaneous physical property (p. 25)		
43	Miscellaneous physical property less recorded depreciation (account 737 less 738)		
44	Total properties less recorded depreciation and amortization (line 40 plus line 43)	1,510,560	1,675,066

Note.—See page 6 for explanatory notes, which are an integral part of the Comparative General Balance Sheet.

For compensating balances not legally restricted, see Schedule 202

200. COMPARATIVE GENERAL BALANCE SHEET—ASSETS—Continued

Line No.	Account or item (a)	Balance at close of year (b)	Balance at beginning of year (c)
OTHER ASSETS AND DEFERRED CHARGES		\$	\$
45	(741) Other assets		
46	(742) Unamortized discount on long-term debt		
47	(743) Other deferred charges (p. 26)	3,692	3,092
48	(744) Accumulated deferred income tax charges (p. 10A)		
49	Total other assets and deferred charges	3,692	3,092
50	TOTAL ASSETS	2,321,521	2,347,765

200 COMPARATIVE GENERAL BALANCE SHEET—LIABILITIES AND SHAREHOLDERS' EQUITY

For instructions covering this schedule, see the text pertaining to General Balance Sheet Accounts in the Uniform System of Accounts for Railroad Companies. The entries in this balance sheet should be consistent with those in the supporting schedules on the pages indicated. The entries in column (c) should be restated to conform with the account requirements followed in column (b). The entries in short column (a1) should reflect total book liability at close of year. The entries in the short column (a2) should be deducted from those in column (a1) in order to obtain corresponding entries for column (b). All contra entries hereunder should be indicated in parenthesis.

Line No.	Account or Item (a)	Balance at close of year (b)	Balance at beginning of year (c)
CURRENT LIABILITIES		\$	\$
51	(751) Loans and notes payable (p. 26)	372,289	260,512
52	(752) Traffic car service and other balances-Cr.	37,658	41,188
53	(753) Audited accounts and wages payable	8,058	12,348
54	(754) Miscellaneous accounts payable		
55	(755) Interest matured unpaid		
56	(756) Dividends matured unpaid		
57	(757) Unmatured interest accrued		
58	(758) Unmatured dividends declared	29,974	36,802
59	(759) Accrued accounts payable		
60	(760) Federal income taxes accrued	50,611	45,988
61	(761) Other taxes accrued		
62	(762) Deferred income tax credits (p. 10A)	413,368	286,845
63	(763) Other current liabilities	911,958	683,683
64	Total current liabilities (exclusive of long-term debt due within one year)		
LONG-TERM DEBT DUE WITHIN ONE YEAR		(a1) Total issued	(a2) Held by or for respondent
65	(764) Equipment obligations and other debt (pp. 11 and 14)		
LONG-TERM DEBT DUE AFTER ONE YEAR		(a1) Total issued	(a2) Held by or for respondent
66	(765) Funded debt unamortized (p. 11)		
67	(766) Equipment obligations (p. 14)		
68	(767) Receivers' and Trustees' securities (p. 11)		
69	(768) Debt in default (p. 26)	2,087,415	1,579,448
70	(769) Amounts payable to affiliated companies (p. 14)	2,087,415	1,579,448
71	Total long-term debt due after one year		
RESERVES			
72	(771) Pension and welfare reserves	2,342	2,621
73	(772) Insurance reserves		
74	(774) Casualty and other reserves		
75	Total reserves	2,342	2,621
OTHER LIABILITIES AND DEFERRED CREDITS			
76	(781) Interest in default		
77	(782) Other liabilities		
78	(783) Unamortized premium on long-term debt	28,175	4,761
79	(784) Other deferred credits (p. 26)		
80	(785) Accrued liability—Leased property (p. 23)		
81	(786) Accumulated deferred income tax credits (p. 10A)	28,175	4,761
82	Total other liabilities and deferred credits		
SHAREHOLDERS' EQUITY		(a1) Total issued	(a2) Nominally issued securities
<i>Capital stock (Par or stated value)</i>			
83	(791) Capital stock issued: Common stock (p. 11)	500,000	500,000
84	Preferred stock (p. 11)		
85	Total	500,000	500,000
86	(792) Stock liability for conversion		
87	(793) Discount on capital stock	500,000	500,000
88	Total capital stock		
<i>Capital surplus</i>			
89	(794) Premiums and assessments on capital stock (p. 25)		
90	(795) Paid-in-surplus (p. 25)		
91	(796) Other capital surplus (p. 25)		
92	Total capital surplus		

Continued on page 5A

200. COMPARATIVE GENERAL BALANCE SHEET—LIABILITIES AND SHAREHOLDERS' EQUITY—Continued

		<i>Retained income</i>	
93	(797) Retained income—Appropriated (p. 25) _____		
94	(798) Retained income—Unappropriated (p. 10) _____	(708,369)	(422,748)
95	Total retained income _____	(708,369)	(422,748)
		TREASURY STOCK	
96	(798.5) Less—Treasury stock _____		
97	Total shareholders' equity _____	(208,369)	77,252
98	TOTAL LIABILITIES AND SHAREHOLDERS' EQUITY _____	2,821,521	2,347,765

Note.—See page 5 for explanatory notes, which are an integral part of the Comparative General Balance Sheet.

COMPARATIVE GENERAL BALANCE SHEET—EXPLANATORY NOTES

The notes listed below are provided for the purpose of disclosing supplementary information concerning matters which have an important effect on the financial condition of the carrier. The carrier shall give the particulars called for herein and where there is nothing to report, insert the word, "None"; and in addition thereto shall enter in separate notes with suitable particulars other matters involving material amounts of the character commonly disclosed in financial statements under generally accepted accounting and reporting principles, except as shown in other schedules. This includes explanatory statements explaining (1) the procedure in accounting for pension funds including payments to trustees and recording in the accounts pension costs, indicating whether or not consistent with the prior year, and state the amount, as nearly as practicable, of unfunded past service cost; (2) service interruption insurance policies and indicate the amount of indemnity to which respondent will be entitled for work stoppage losses and the maximum amount of additional premium respondent may be obligated to pay in the event such losses are sustained by other railroads; (3) particulars concerning obligations for stock purchase options granted to officers and employees; and (4) what entries have been made for net income or retained income restricted under provisions of mortgages and other arrangements.

1. Show under the estimated accumulated tax reductions realized during current and prior years under section 168 (formerly section 124—A) and under section 167 of the Internal Revenue Code because of accelerated amortization of emergency facilities and accelerated depreciation of other facilities and also depreciation deductions resulting from the use of the new guideline lives, since December 31, 1961, pursuant to Revenue Procedure 62-21 in excess of recorded depreciation. The amount to be shown in each case is the net accumulated reductions in taxes realized less subsequent increases in taxes due to expired or lower allowances for amortization or depreciation as a consequence of accelerated allowances in earlier years. Also, show the estimated accumulated net income tax reduction realized since December 31, 1961, because of the investment tax credit authorized in the Revenue Act of 1962. In the event provision has been made in the accounts through appropriations of surplus or otherwise for the contingency of increase in future tax payments, the amounts thereof and the accounting performed should be shown.

(c) Estimated accumulated net reduction in Federal income taxes since December 31, 1949, because of accelerated amortization of emergency facilities in excess of recorded depreciation under section 168 (formerly section 124-A) of the Internal Revenue Code **NONE**

(b) Estimated accumulated savings in Federal income taxes resulting from computing book depreciation under Commission rules and computing tax depreciation using the items listed below _____ \$ **NONE**

—Accelerated depreciation since December 31, 1953, under section 167 of the Internal Revenue Code.

—Guideline lives since December 31, 1961, pursuant to Revenue Procedure 62-21.

—Guideline lives under Class Life System (Asset Depreciation Range) since December 31, 1970, as provided in the Revenue Act of 1971.

(c) Estimated accumulated net income tax reduction utilized since December 31, 1961, because of the investment tax credit authorized in the Revenue Act of 1952, as amended \$ **NONE**

(d) Estimated accumulated net reduction in Federal income taxes because of accelerated amortization of certain rolling stock since December 31, 1969, under provisions of Section 184 of the Internal Revenue Code \$ NONE

(e) Estimated accumulated net reduction of Federal income taxes because of amortization of certain rights-of-way investment since December 31, 1969, under the provisions of Section 185 of the Internal Revenue Code _____ \$ **NONE**

2. Amount of accrued contingent interest on funded debt recorded in the balance sheet:

Amount

NGNE

3. As a result of dispute concerning the recent increase in per diem rates for use of freight cars interchanged, settlement of disputed amounts has been deferred awaiting final disposition of the matter. The amounts in dispute for which settlement has been deferred are as follows:

Item	As recorded on books			Amount not recorded
	Amount in dispute	Account Nos.		
		Debit	Credit	
Per diem receivable	\$			NONE
Per diem payable				
Net amount	\$	XXXXXXXX	XXXXXXXX	NONE

4. Amount (estimated, if necessary) of net income, or retained income which has to be provided for capital expenditures, and for sinking and other funds pursuant to provisions of reorganization plans, mortgages, deeds of trust, or other contracts _____ \$ **NONE**

5. Estimated amount of future earnings which can be realized before paying Federal income taxes because of unused and available net operating loss carryover on January 1 of the year following that for which the report is made \$ **NONE**

300. INCOME ACCOUNT FOR THE YEAR

1. Give the Income Account of the respondent for the year in accordance with the rules prescribed in the Uniform System of Accounts for Railroad Companies. All contra entries hereunder should be indicated in parentheses.

2. Any unusual accruals involving substantial amounts included in column (b) on lines 7 to 57, inclusive, should be fully explained in a footnote.

3. Line 28 includes only dividends from investments accounted for under the cost method. Line 34 includes only dividends accounted for under the equity method. Line 35 includes the undistributed earnings from investments accounted for under the equity method. Line 36 represents the earnings (losses) of investee companies accounted for under the equity method.

Line No.	Item (a)	Amount for current year (b)
	ORDINARY ITEMS	\$
	OPERATING INCOME	
	RAILWAY OPERATING INCOME	
1	(501) Railway operating revenues (p. 27)	1,168,072
2	(531) Railway operating expenses (p. 28)	1,241,941
	Net revenue from railway operations	(73,868)
4	(532) Railway tax accruals	214,518
5	(533) Provision for deferred taxes	(288,386)
6	Railway operating income	
	RENT INCOME	
7	(503) Hire of freight cars and highway revenue equipment—Credit balance	14,369
8	(504) Rent from locomotives	46,800
9	(505) Rent from passenger-train cars	
10	(506) Rent from floating equipment	
11	(507) Rent from work equipment	
12	(508) Joint facility rent income	
13	Total rent income	61,169
	RENTS PAYABLE	
14	(536) Hire of freight cars and highway revenue equipment—Debit balance	
15	(537) Rent for locomotives	
16	(538) Rent for passenger-train cars	
17	(539) Rent for floating equipment	
18	(540) Rent for work equipment	
19	(541) Joint facility rents	
20	Total rents payable	61,169
21	Net rents (line 13 less line 20)	(227,217)
22	Net railway operating income (lines 6, 21)	
	OTHER INCOME	
23	(502) Revenues from miscellaneous operations (p. 28)	
24	(509) Income from lease of road and equipment (p. 31)	13,923
25	(510) Miscellaneous rent income (p. 29)	
26	(511) Income from nonoperating property (p. 30)	
27	(512) Separately operated properties—Profit	
28	(513) Dividend income (from investments under cost only)	
29	(514) Interest income	22,800
30	(516) Income from sinking and other reserve funds	
31	(517) Release of premiums on funded debt	
32	(518) Contributions from other companies (p. 31)	
33	(519) Miscellaneous income (p. 29)	6,291
34	Dividend income (from investments under equity only)	XXXXXX
35	Undistributed earnings (losses)	XXXXXX
36	Equity in earnings (losses) of affiliated companies (lines 34, 35)	
37	Total other income	43,014
38	Total income (lines 22, 37)	(184,203)
	MISCELLANEOUS DEDUCTIONS FROM INCOME	
39	(534) Expenses of miscellaneous operations (p. 28)	
40	(535) Taxes on miscellaneous operating property (p. 28)	
41	(543) Miscellaneous rents (p. 29)	2,400
42	(544) Miscellaneous tax accruals	
43	(545) Separately operated properties—Loss	

300. INCOME ACCOUNT FOR THE YEAR—Continued

Line No.	Item (a)	Amount for current year (b)
44	(549) Maintenance of investment organization _____	
45	(550) Income transferred to other companies (p. 31) _____	
46	(551) Miscellaneous income charges (p. 29) _____	
47	Total miscellaneous deductions _____	2,400
48	Income available for fixed charges (lines 38, 47) _____	(186,603)
FIXED CHARGES		
49	(542) Rent for leased roads and equipment _____	
	(546) Interest on funded debt:	
50	(a) Fixed interest not in default _____	
51	(b) Interest in default _____	
52	(547) Interest on unfunded debt _____	99,018
53	(548) Amortization of discount on funded debt _____	
54	Total fixed charges _____	99,018
55	Income after fixed charges (lines 48, 54) _____	(285,621)
OTHER DEDUCTIONS		
	(546) Interest on funded debt:	
56	(c) Contingent interest _____	
57	Ordinary income (lines 55, 56) _____	(215,221)
EXTRAORDINARY AND PRIOR PERIOD ITEMS		
58	(570) Extraordinary items—Net Credit (Debit) (p. 9) _____	
59	(580) Prior period items—Net Credit (Debit)(p. 9) _____	
60	(590) Income taxes on extraordinary and prior period items—Debit (Credit) (p. 9) _____	
61	(591) Provision for deferred taxes—Extraordinary and prior period period items _____	
62	Total extraordinary and prior period items—Credit (Debit) _____	
63	Net income transferred to Retained Income—Unappropriated (lines 57, 62) _____	(285,621)

NOTE—See page 9 for explanatory notes, which are an integral part of the Income Account for the Year.

100. INCOME ACCOUNT FOR THE YEAR—EXPLANATORY NOTES

The space below is provided for the purpose of disclosing additional information concerning items of income for the current year. Each carrier shall give the particulars of items herein. Enter in separate notes with suitable explanation, amounts included in income accounts in connection with any unusual and material accrual or changeover in accounting practice and other matters of the character commonly disclosed in financial statements under generally accepted accounting and reporting principles. Minor items which have no consequential effect on net income for the year need not be reported. If carrier has nothing to report, insert the word "None." The explanation of items included in accounts 570, "Extraordinary items"; 580, "Prior period items"; and 590 "Income taxes on extraordinary and prior period items" are to be disclosed in notes and remarks section below.

- 64 Indicate method elected by carrier, as provided in the Revenue Act of 1971, to account for the investment tax credit.
 Flow-through _____ Deferral _____ **NONE**
- 65 If flow-through method was elected, indicate net decrease (or increase) in tax accrual because of investment tax credit \$ **NONE**
- 66 If deferral method was elected, indicate amount of investment tax credit utilized as a reduction of tax liability for current year \$ **NONE**
- 67 Deduct amount of current year's investment tax credit applied to reduction of tax liability but deferred for accounting purposes (\$ **NONE**)
- 68 Balance of current year's investment tax credit used to reduce current year's tax accrual \$ **NONE**
- 69 Add amount of prior year's deferred investment tax credits being amortized and used to reduce current year's tax accrual \$ **NONE**
- 70 Total decrease in current year's tax accrual resulting from use of investment tax credits \$ **NONE**
- 71 In accordance with Docket No. 34178 (Sub-No. 2), show below the effect of deferred taxes on prior years net income as reported in annual reports to the Commission. Debit amounts in column (b) and (d), and credit amounts in column (c) should be indicated by parentheses.

Year (a)	Net income as reported (b)	Provision for deferred taxes (c)	Adjusted net income (d)
1973	\$	\$	\$
1972			
1971			

NOTES AND REMARKS

305. RETAINED INCOME—UNAPPROPRIATED

1. Show hereunder the items of the Retained Income Accounts of the respondent for the year, classified in accordance with the Uniform System of Accounts for Railroad Companies.

2. All contra entries hereunder should be indicated in parentheses.

3. Indicate under "Remarks" the amount of assigned Federal income tax consequences, accounts 606 and 616.

4. Segregate in column (c) all amounts applicable to the equity in undistributed earnings (losses) of affiliated companies based on the equity method of accounting.

5. Line 2 (line 6 if debit balance), column (c), should agree with line 35, column (b), schedule 300. The total of columns (b) and (c), lines 2 and 6, should agree with line 63, column (b), schedule 300.

6. Include in column (b) only amounts applicable to Retained Income *exclusive* of any amounts included in column (c).

Line No.	Item	Retained income—Unappropriated	Equity in undistributed earnings (losses) of affiliated companies (c)
	(a)	(b)	(c)
1	Balances at beginning of year _____	\$ (422,748)	\$ _____
	CREDITS		
2	(602) Credit balance transferred from income _____		
3	(606) Other credits to retained income† _____		
4	(622) Appropriations released _____		
5	Total _____		
	DEBITS		
6	(612) Debit balance transferred from income _____	285,621	
7	(616) Other debits to retained income _____		
8	(620) Appropriations for sinking and other reserve funds _____		
9	(621) Appropriations for other purposes _____		
10	(623) Dividends _____		
11	Total _____	285,621	
12	Net increase (decrease) during year (Line 5 minus line 11) _____	(285,621)	
13	Balances at close of year (Lines 1 and 12) _____	(708,369)	
14	Balance from line 13 (c) _____		XXXXXX
15	Total unappropriated retained income and equity in undistributed earnings (losses) of affiliated companies at end of year _____	(708,369)	XXXXXX
	Remarks		
16	Amount of assigned Federal income tax consequences: Account 606 _____		XXXXXX
17	Account 616 _____		XXXXXX

†Show principal items in detail.

350. RAILWAY TAX ACCRUALS

1. In Sections A and B show the particulars called for with respect to net accruals of taxes on railroad property and U.S. Government taxes charged to account 532, "Railway tax accruals" of the respondent's Income account for the year.

2. In Section C show an analysis and distribution of Federal income taxes.

A. Other than U.S. Government Taxes			B. U.S. Government Taxes		
Line No.	Name of State (a)	Amount (b)	Kind of tax (a)	Amount (b)	Line No.
1	Minn. Gross Earnings Tax	\$ 59,338	Income taxes:	\$	
2			Normal tax and surtax		11
3			Excess profits		12
4			Total—Income taxes		13
5			Old-age retirement	145,647	14
6			Unemployment insurance	9,310	15
7			All other United States Taxes	223	16
8			Total—U.S. Government taxes	155,180	17
9			Grand Total—Railway Tax Accruals		
10	Total—Other than U.S. Government Taxes	59,338	(account 532)	214,518	18

C. Analysis of Federal Income Taxes

1. In column (a) are listed the particulars which most often cause a differential between taxable income and pretax accounting income. Other particulars which cause such a differential should be listed under the caption "Other", including State and other taxes deferred if computed separately. Minor items each less than \$100,000 may be combined in a single entry under "Other".

2. Indicate in column (b) the beginning of the year total of accounts 714, 744, 762 and 786 applicable to each particular item in column (a).

3. Indicate in column (c) the net change in accounts 714, 744, 762 and 786 for the net tax effect of timing differences originating and reversing in the current accounting period.

4. Indicate in column (d) any adjustments, as appropriate, including adjustments to eliminate or reinstate deferred tax effects (credits or debits) due to applying or recognizing a loss carry-forward or a loss carry-back.

5. The total of line 28 in columns (c) and (d) should agree with the total of the contra charges (credits) to account 533, provision for deferred taxes, and account 591, provision for deferred taxes—extraordinary and prior period items, for the current year.

6. Indicate in column (e) the cumulative total of columns (b), (c), and (d). The total of column (e) must agree with the total of accounts 714, 744, 762 and 786.

Line No.	Particulars (a)	Beginning of Year Balance (b)	Net Credits (Charges) for Current Year (c)	Adjustments (d)	End of Year Balance (e)
19	Accelerated depreciation, Sec. 167 I.R.C.: Guideline lives pursuant to Rev. Proc. 62-21				NONE
20	Accelerated amortization of facilities Sec. 168 I.R.C.				
21	Accelerated amortization of rolling stock, Sec. 184 I.R.C.				
22	Amortization of rights of way, Sec. 185 I.R.C.				
23	Other (Specify)				
24					
25					
26					
27	Investment tax credit				
28	TOTALS				

Notes and Remarks

Schedule 202.—COMPENSATING BALANCES AND SHORT-TERM BORROWING ARRANGEMENTS

Using the following notes as a guideline, show the requirements of compensating balances and short-term borrowing arrangements. Footnote disclosure is required even though the arrangement is not reduced to writing.

1. Disclose compensating balances not legally restricted, lines of credit used and unused, average interest rate of short-term borrowings outstanding at balance sheet date, maximum amount of outstanding borrowings during the period and the weighted average rate of those borrowings.
2. Time deposits and certificates of deposit where not included elsewhere as part of compensating balances should be disclosed.
3. Compensating balance arrangements need only be disclosed for the latest fiscal year.
4. Compensating balances under an agreement which legally restricts the use of such funds should be included in Schedule 203, account 703, Special deposits.
5. Compensating balance arrangements are sufficiently material to require disclosure or segregation when the aggregate of written and oral agreement balances amount to 15 percent or more of liquid assets (current cash balanced, restricted and unrestricted plus marketable securities).
6. When a carrier is not in compliance with a compensating balance requirement that fact should be disclosed along with stated and possible sanctions whenever such possible sanctions may be immediate (not vague or unpredictable) and material.

Schedule 203.—SPECIAL DEPOSITS

Show separately each cash deposit of \$10,000 or more reflected in account 703 at the close of the year. Items of less than \$10,000 may be combined in a single entry and described as "Minor items less than \$10,000."

Line No.	Purpose of deposit (a)	Balance at close of year (b)
	Interest special deposits:	\$
1		
2		
3		
4		
5		
6	Total	
	Dividend special deposits:	
7		
8		
9		
10		
11		
12	Total	
	Miscellaneous special deposits:	
13	Minor items less than \$10,000	1,000
14		
15		
16		
17		
18	Total	1,000
	Compensating balances legally restricted:	
19		
20		
21		
22		
23		
24	Total	

NOTES AND REMARKS

470. FUNDED DEBT UNMATURED

Give particulars of the various issues of securities in accounts Nos. 764, "Equipment" each issue separately, and make all necessary explanations in footnotes. For the purposes of this report, securities are considered to be actually issued when sold to a bona fide purchaser for a valuable consideration, and such purchaser holds free from control by the issuer. "Funded debt unmatured" at close of the year. Funded debt, as here used, comprises all obligations maturing later than one year after date of issue in accordance with the instructions in the Uniform System of Accounts for Railroad Companies. Those are considered to be actually outstanding. It should be noted that section 20a of the Interstate Commerce Act makes it unlawful for a carrier to issue or assume any securities, unless and until, and then only to the extent that, the Commission by order authorizes such issue or assumption.

Line No.	Name and character of obligation	Nominal date of issue	Interest provisions		Total amount nominally and actually issued	Nominally issued and held by or for respondent (Identify pledged securities by symbol "P")	Total amount actually issued	Required and held by or for respondent (Identify pledged securities by symbol "P")	Interest during year	
			Rate percent annum	Dates due maturity					Accrued	Actually paid
1	(a)	(b)	(d)	(c)	(f)	(g)	(h)	(i)	(k)	(l)
2										
3										
4										
5	Funded debt canceled. Nominally issued, \$									
6	Purpose for which issue was authorized:									

Actually issued, \$

690. CAPITAL STOCK

Give the particulars called for concerning the several classes and issues of capital stocks of the respondent outstanding at the close of the year, and make all necessary explanations in footnotes. For definition of securities actually issued and actually outstanding see instructions for schedule 670. It should be noted that section 20a of the Interstate Commerce Act makes it unlawful for a carrier to issue or assume any securities, unless and until, and then only to the extent that, the Commission by order authorizes such issue or assumption.

Line No.	Class of stock	Date issue was authorized	Par value per share	Authorized	Authenticated	Par value of par value or shares of nonpar stock		Required and held by or for respondent (Identify pledged securities by symbol "P")	Total amount actually issued	Actually outstanding at close of year	
						Nominally issued and held by or for respondent (Identify pledged securities by symbol "P")	(f)			Par value of par value of stock	Shares Without Par Value
1	(a)	(b)	(c)	(d)	(e)	(f)	(g)	(h)	(i)	(j)	(k)
2											
3											
4											
5	Par value of par value or book value of nonpar stock canceled: Nominally issued, \$										
6	Amount of receipts outstanding at the close of the year for installments received on subscriptions for stocks										
7	Purpose for which issue was authorized:										
8	The total number of stockholders at the close of the year was										

Actually issued, \$

NONE

NONE

In payment of Minnesota and Ontario Paper Company for construction of property.


One (1)

695. RECEIVERS' AND TRUSTEES' SECURITIES

Give particulars of evidences of indebtedness issued and payment of equipment obligations assumed by receivers and trustees under orders of a court as provided for in account No. 767, "Receivers' and trustees' securities." For definition of securities actually issued and actually outstanding, see instructions for schedule 670.

Line No.	Name and character of obligation	Nominal date of issue	Date of maturity	Interest Rate percent annum	Interest provisions		Total par value authorized	Total par value held by or for respondent at close of year		Interest during year	
					Dates due	per annum		Nominally issued	(f)	Accrued	Actually paid
1	(a)	(b)	(c)	(d)	(e)	(f)	(g)	(h)	(i)	(j)	(k)
2											
3											
4											
5	Total										

By the State Board of Railroad Commissioners, or other public authority, if any, having control over the issue of securities, if no public authority has such control, state the purpose and amounts as authorized by the board of directors and approved by stockholders



701. ROAD AND EQUIPMENT PROPERTY

1. Give particulars of changes during the year in accounts 731, "Road and equipment property," and 732, "Improvements on leased property," classified in accordance with the Uniform System of Accounts for Railroad Companies.

2. Gross charges during the year should include disbursements made for the specific purpose of purchasing, constructing, and equipping new lines, extensions of old lines, and for additions and betterments. Both the debit and credit involved in each transfer, adjustment, or clearance, between road and equipment accounts, should be included in columns (c) and (d), as may be appropriate, depending on the nature of the item. Adjustments in excess of \$100,000 should be

explained. All changes made during the year should be analyzed by primary accounts. 3. Report on line 55 amounts not includable in the primary road accounts. The items reported should be briefly identified and explained in a footnote on page 12. Amounts should be reported on this line only under special circumstances, usually after permission is obtained from the Commission for exceptions to prescribed accounting. Reference to such authority should be made when explaining the amounts reported. Respondents must not make arbitrary changes to the printed stub or column headings without specific authority from the Commission.

Line No.	Account (a)	Balance at beginning of year (b)	Gross charges during year (c)	Credits for property retired during year (d)	Balance at close of year (e)
1	(1) Engineering	\$ 39,668	\$ 12,500	\$ 3,879	\$ 48,289
2	(2) Land for transportation purposes	7,750			7,750
3	(2 1/2) Other right-of-way expenditures	-			-
4	(3) Grading	29,642		17,703	11,939
5	(5) Tunnels and subways	-			-
6	(6) Bridges, trestles, and culverts	353,922			353,922
7	(7) Elevated structures	-			-
8	(8) Ties	77,861		46,502	31,359
9	(9) Rails	129,702	29,266	98,534	60,434
10	(10) Other track material	153,252	4,686	94,014	63,924
11	(11) Ballast	57,912		34,588	23,324
12	(12) Track laying and surfacing	107,231	14,734	64,043	57,922
13	(13) Fences, snowsheds, and signs	919			919
14	(16) Station and office buildings	38,812			38,812
15	(17) Roadway buildings	30,507			30,507
16	(18) Water stations	-			-
17	(19) Fuel stations	7,926			7,926
18	(20) Shops and enginehouses	81,641			81,641
19	(21) Grain elevators	-			-
20	(22) Storage warehouses	-			-
21	(23) Wharves and docks	-			-
22	(24) Coal and ore wharves	-			-
23	(25) TOFC/COFC terminals	-			-
24	(26) Communication systems	16,740	29,964	16,740	29,964
25	(27) Signals and interlockers	15,105			15,105
26	(29) Power plants	-			-
27	(31) Power-transmission systems	3,929			3,929
28	(35) Miscellaneous structures	-			-
29	(37) Roadway machines	52,144	16,165		68,309
30	(38) Roadway small tools	330			330
31	(39) Public improvements—Construction	14,350			14,350
32	(43) Other expenditures—Road	-			-
33	(44) Shop machinery	24,804	3,690		28,494
34	(45) Power-plant machinery				
35	Other (specify and explain)				
36	Total Expenditures for Road	1,244,147	111,005	376,003	979,149
37	(52) Locomotives	255,304	34,056		289,360
38	(53) Freight-train cars	698,044		40,218	657,826
39	(54) Passenger-train cars				
40	(55) Highway revenue equipment				
41	(56) Floating equipment				
42	(57) Work equipment	4,423			4,423
43	(58) Miscellaneous equipment	5,606			5,606
44	Total Expenditures for Equipment	963,377	34,056	40,218	957,215
45	(71) Organization expenses	2,566		2,056	510
46	(76) Interest during construction	4,777		3,920	857
47	(77) Other expenditures—General				
48	Total General Expenditures	7,343		5,976	1,367
49	Total	2,214,867	145,061	422,197	1,937,731
50	(80) Other elements of investment				
51	(90) Construction work in progress	35,120	120,014		155,134
52	Grand Total	2,249,987	265,075	422,197	2,092,865

901. PROPRIETARY COMPANIES

Give particulars called for regarding each inactive proprietary corporation of the include such line when the actual title to all of the outstanding stock or obligations rests in a corporation controlled by or controlling the respondent, but in the case of any such securities should be fully set forth in a footnote.

Line No.	Name of proprietary company (a)	MILEAGE OWNED BY PROPRIETARY COMPANY					Investment in transportation property (accounts Nos. 731 and 732) (g)	Capital stock (account No. 751) (h)	Unmatured funded debt (account No. 765) (i)	Debit in default (account No. 766) (j)	Amounts payable to affiliated companies (account No. 769) (k)
		Second and additional main tracks (b)	Passing tracks, crossovers, and turnouts (c)	Way switching tracks (d)	Yard switching tracks (e)	Yard switching tracks (f)					
1											
2											
3											
4											
5											

901. AMOUNTS PAYABLE TO AFFILIATED COMPANIES

Give full particulars of the amounts payable by the respondent to affiliated companies. debt is evidenced by notes, each note should be separately shown in column (a). Entries outstanding at the close of the year. Show, also, in a footnote, particulars of interest as defined in connection with account No. 76. Amounts payable to affiliated companies (e) and (f) should include interest accruals and interest payments on non-negotiable debt retired during the year, even though no portion of the issue remained charged to cost of property.

Line No.	Name of creditor company (a)	Balance at beginning of year (c)	Balance at close of year (d)	Interest accrued during year (e)	Interest paid during year (f)
1	Boise Cascade Corporation	\$ 1,579,448	\$ 2,087,415	\$ 99,017.36	\$ 99,017.36
2					
3					
4					
5					
6	Total	1,579,448	2,087,415	99,017.36	99,017.36

902. EQUIPMENT COVERED BY EQUIPMENT OBLIGATIONS

Give the particular called for regarding the equipment obligations included in the (a) show the name by which the equipment obligation is designated and in column (b) in column (d) show the contract price at which the equipment is acquired, and in column balance outstanding in accounts Nos. 764, "Equipment obligations" and other debt due show the classes of equipment and the number of units covered by the obligation (e) the amount of cash price upon acceptance of the equipment within one year," and 766, "Equipment obligations," at the close of the year. In column (f) show current rate of interest.

Line No.	Designation of equipment obligation (a)	Description of equipment covered (b)	Current rate of interest (c)	Contract price of equipment acquired (d)	Cash paid on acceptance of equipment (e)	Actually outstanding at close of year (f)	Interest accrued during year (g)	Interest paid during year (h)
1								
2								
3								
4								
5								
6								
7								
8								
9								
10								

GENERAL INSTRUCTIONS CONCERNING RETURNS IN SCHEDULES 1001 AND 1002

1. Schedules 1001 and 1002 should give particulars of stocks, bonds, other secured obligations, unsecured notes, and investment advances of other corporations held by respondent at the close of the year specifically as investments, including obligations of the United States, of a State or local government, or of an individual, so held, in accounts Nos. 715, "Sinking funds"; 716, "Capital and other reserve funds"; 721, "Investments in affiliated companies"; 722, "Other investments"; and 717, "Insurance and other funds"; investments made, disposed of, or written down during the year; and dividends and interest credited to income. Securities of affiliated companies are reportable in schedule No. 1001. Securities of non-affiliated companies are reportable in schedule No. 1002, however, investments included in account Nos. 715, 716 and 717 held by trustees in lieu of cash deposits required under the governing instrument are to be excluded from this schedule. If any advances reported are pledged, give particulars in a footnote. For definition of affiliated companies, see the rules governing account No. 721, "Investments in affiliated companies," in the Uniform System of Accounts for Railroad Companies.

2. These investments should be subdivided to show the book value pledged, unpledged, and held in fund accounts. Under "pledged" include the book value of securities recorded in accounts Nos. 721, "Investments in affiliated companies," and 722, "Other investments," which are deposited with some pledgee or other trustee, or held subject to the lien of a chattel mortgage, or subject to any other restriction or condition which makes them unavailable for general corporate purposes. "Unpledged" should include all securities held by or for the respondent free from any lien or restriction, recorded in the accounts mentioned above. Under "In sinking, insurance, and other funds" include the book value of securities recorded in accounts Nos. 715, "Sinking funds"; 716, "Capital and other reserve funds"; and 717, "Insurance and other funds."

3. List the investments in the following order and show a total for each group and each class of investments by accounts in numerical order:

(A) Stocks:

- (1) Carriers—active.
- (2) Carriers—inactive.
- (3) Noncarriers—active.
- (4) Noncarriers—inactive.

(B) Bonds (including U. S. Government Bonds):

(C) Other secured obligations:

(D) Unsecured notes:

(E) Investment advances:

4. The subclassification of classes (B), (C), (D), and (E) should be the same as that provided for class (A).

5. By carriers, as the term is here used, is meant companies owning or operating railroads, facilities auxiliary thereto such as bridges, ferries, union depots, and other terminal facilities, sleeping cars, parlor cars, dining cars, freight cars, stockyards, express service and facilities, electric railway highway motor vehicles, steamboats and other marine transportation equipment, pipe lines (other than those for transportation of water), and other instrumentalities devoted to the transportation of persons or property for hire. Telegraph and telephone companies are not meant to be included.

6. Noncarrier companies should, for the purposes of these schedules, include telephone companies, telegraph companies, mining companies, manufacturing companies, hotel companies, etc. Purely "holding companies" are to be classed as noncarrier companies, even though the securities held by such companies are largely or entirely those issued or assumed by carriers.

7. By an active corporation is meant one which maintains an organization for operating property or administering its financial affairs. An inactive corporation is one which has been practically absorbed in a controlling corporation, and which neither operates property nor administers its financial affairs; if it maintains an organization it does so only for the purpose of complying with legal requirements and maintaining title to property or franchises.

8. In case any adjustments in book values thereof have been made during the year, a detailed statement thereof should be given on page 38 of this form.

9. Classify the securities according to the classification given above, showing the subclass by means of letters and figures in columns (a) and (b). Indicate by means of an arbitrary mark in column (c) the obligation in support of which any security is pledged, mortgaged, or otherwise encumbered, giving names and other important particulars of such obligations in footnotes.

10. Entries in column (c) should show date of maturity of bonds and other evidences of indebtedness. Obligations of the same designation which mature serially may be reported as "Serially 19 ____ to 19 ____"

11. If the cost of any investment made during the year differs from the book value reported, explain the matter in a footnote. By "cost" is meant the consideration given minus accrued interest or dividends included therein.

12. These schedules should not include any securities issued or assumed by respondent.

NONE

1001. INVESTMENTS IN AFFILIATED COMPANIES (See page 15 for Instructions)

Line No.	Ac-count No.	Class No.	Name of issuing company and description of security held, also lien reference, if any	Extent of control	Investments at close of year	
					Book value of amount held at close of year	
					Pledged (e)	Unpledged (f)
1			NONE	0%		
2						
3						
4						
5						
6						
7						
8						
9						
10						

1002. OTHER INVESTMENTS (See page 15 for Instructions)

Line No.	Ac-count No.	Class No.	Name of issuing company or government and description of security held, also lien reference, if any	Investments at close of year	
				Book value of amount held at close of year	
				Pledged (d)	Unpledged (e)
1			NONE		
2					
3					
4					
5					
6					
7					
8					
9					
10					
11					

1001. INVESTMENTS IN AFFILIATED COMPANIES—Concluded

Investments at close of year		Book value of investments made during year (i)	Investments disposed of or written down during year		Dividends or interest during year		Line No.
Book value of amount held at close of year			Book value* (j)	Selling price (k)	Rate (l)	Amount credited to income (m)	
In sinking insurance, and other funds (g)	Total book value (h)						
\$	\$	\$ NONE	\$	\$	%	\$	1
							2
							3
							4
							5
							6
							7
							8
							9
							10

1002. OTHER INVESTMENTS—Concluded

Investments at close of year		Book value of investments made during year (h)	Investments disposed of or written down during year		Dividends or interest during year		Line No.
Book value of amount held at close of year			Book value* (i)	Selling price (j)	Rate (k)	Amount credited to income (l)	
In sinking, insurance, and other funds (f)	Total book value (g)						
\$	\$	\$ NONE	\$	\$	%	\$	1
							2
							3
							4
							5
							6
							7
							8
							9
							10
							11

*Identify all entries in this column which represent a reduction in the book value of securities by symbol and give full explanation in a footnote in each case.

1003. INVESTMENTS IN COMMON STOCKS OF AFFILIATED COMPANIES

Undistributed Earnings From Certain Investments in Affiliated Companies

1. Report below the details of all investments in common stocks included in Account 721, Investments in Affiliated Companies, which qualify for the equity method under instruction 6-2, in the Uniform System of Accounts for Railroad Companies.
2. Enter in column (c) the amount necessary to retroactively adjust those investments qualifying for the equity method of accounting in accordance with instruction 6-2 (b)(11) of the Uniform System of Accounts for Railroad Companies.
3. Enter in column (d) the share of undistributed earnings (i.e., less dividends) or losses.
4. Enter in column (e) the amortization for the year of the excess of cost over equity in net assets (equity over cost) at date of acquisition. See instruction 6-2 (b)(4).
5. The total of column (g) must agree with column (b), line 21, schedule 200.
6. For definitions of "carrier" and "noncarrier," see general instructions 5 and 6 on page 15.

Line No.	Name of issuing company and description of security held (a)	Balance at beginning of year (b)	Adjustment for investments qualifying for equity method (c)	Equity in undistributed earnings (losses) during year (d)	Amortization during year (e)	Adjustment for investments disposed of or written down during year (f)	Balance at close of year (g)
1	Carriers: (List specifics for each company)	\$	\$	\$	\$	\$	\$
2	NONE						
3							
4							
5							
6							
7							
8							
9							
10							
11							
12							
13							
14							
15							
16							
17							
18	Total						
19	Noncarriers: (Show totals only for each column)						
20	Total (lines 18 and 19)						

NOTES AND REMARKS

1201. SECURITIES, ADVANCES, AND OTHER INTANGIBLES OWNED OR CONTROLLED THROUGH NONREPORTING CARRIER AND NONCARRIER SUBSIDIARIES

1. Give particulars of investments represented by securities and advances (including securities issued or assumed by respondent), and of other intangible property, indirectly owned or controlled by respondent through any subsidiary which does not report to the Commission under the provisions of Part I of the Interstate Commerce Act, without regard to any question of whether the company issuing the securities, or the obligor, is controlled by the subsidiary.

2. This schedule should include all securities, open account advances, and other intangible property owned or controlled by nonreporting companies shown in schedule 1001, as well as those owned or controlled by any other organization or individual whose action respondent is enabled to determine.

3. Investments in U. S. Treasury obligations may be combined in a single item.

Line No.	Class No.	Name of issuing company and security or other intangible thing in which investment is made (list on same line in second section and in same order as in first section)	Total book value of investments at close of the year	Book value of investments made during the year	Investments disposed of or written down during year	
					Book value (e)	Selling price (f)
1		NONE	\$	\$	\$	\$
2						
3						
4						
5						
6						
7						
8						
9						
10						
11						
12						
13						
14						
15						
16						
17						
18						
19						
20						
21						
22						
23						
24						

Line No. Names of subsidiaries in connection with things owned or controlled through them

1	NONE	(g)
2		
3		
4		
5		
6		
7		
8		
9		
10		
11		
12		
13		
14		
15		
16		
17		
18		
19		
20		
21		

1302. DEPRECIATION BASE AND RATES—ROAD AND EQUIPMENT OWNED AND USED AND LEASED FROM OTHERS

1. Show in columns (b) and (c), for each primary account, the depreciation base used in computing the depreciation charges for the month of January and in columns (e) and (f) show the depreciation base used in computing the depreciation charges for the month of December; in columns (d) and (g) show the composite rates used in computing the depreciation charges for the month of December, and on lines 29 and 37 of these columns show the composite percentage for all road and equipment accounts, respectively, ascertained by applying the primary account composite rates to the depreciation base used in computing the charges for December and dividing the total so computed by the total depreciation base for the same month. The depreciation base should not include the cost of equipment, used but not owned, when the rents therefor are included in the rent for equipment accounts Nos. 536 to 540, inclusive. It should include the cost of equipment owned and leased to others when the rents therefrom are included in the rent for equipment accounts Nos. 503 to 507, inclusive. The composite rates used should be those prescribed or otherwise authorized by the Commission, except that where the use of component rates has been authorized, the composite rates to be shown for the respective

primary accounts should be recomputed from the December charges developed by the use of the authorized rates. If any changes in rates were effective during the year, give full particulars in a footnote.

2. All leased properties may be combined and one composite rate computed for each primary account, or a separate schedule may be included for each such property.

3. Show in columns (e), (f), and (g), data applicable to property, used but not owned, when the rent therefor is included in account No. 542. Report data applicable to improvements to such property, the cost of which is included in account 732, in columns (b), (c) and (d).

4. If the depreciation base for accounts 1, 2 1/2, 3, 5, and 39 includes nondepreciable property, a statement to that effect should be made in a footnote.

5. If depreciation accruals have been discontinued for any account, the depreciation base should be reported nevertheless in support of depreciation reserves. Authority for the discontinuance of accruals should be shown in a footnote indicating the account(s) affected.

Line No.	Account (a)	Owned and used			Leased from others		
		Depreciation base		Annual composite rate (percent) (d)	Depreciation base		Annual composite rate (percent) (g)
		At beginning of year (b)	At close of year (c)		At beginning of year (e)	At close of year (f)	
		\$	\$	%	\$	\$	%
	ROAD						
1	(1) Engineering	39,667	48,289	1.00			
2	(2 1/2) Other right-of-way expenditures						
3	(3) Grading	29,642	11,939	0.15			
4	(5) Tunnels and subways						
5	(6) Bridges, trestles, and culverts	353,922	353,922	2.65			
6	(7) Elevated structures						
7	(13) Fences, snowsheds, and signs	919	919	2.90			
8	(16) Station and office buildings	38,812	38,812	2.60			
9	(17) Roadway buildings	30,507	30,507	2.65			
10	(18) Water stations						
11	(19) Fuel stations	7,926	7,926	4.00			
12	(20) Shops and enginehouses	81,641	81,641	2.45			
13	(21) Grain elevators						
14	(22) Storage warehouses						
15	(23) Wharves and docks						
16	(24) Coal and ore wharves						
17	(25) TOFC/COFC terminals						
18	(26) Communication systems	16,740	29,964	10.00			
19	(27) Signals and interlockers	15,105	15,105	4.00			
20	(29) Power plants						
21	(31) Power-transmission systems	3,929	3,929	3.95			
22	(35) Miscellaneous structures						
23	(37) Roadway machines	52,144	68,309	8.60			
24	(39) Public improvements—Construction	14,350	14,350	4.00			
25	(44) Shop machinery	24,804	28,494	2.70			
26	(45) Power-plant machinery						
27	All other road accounts						
28	Amortization (other than defense projects)						
29	Total road	710,108	734,106	3.69			
	EQUIPMENT						
30	(52) Locomotives	255,304	289,360	3.88			
31	(53) Freight-train cars	698,044	657,826	3.42			
32	(54) Passenger-train cars						
33	(55) Highway revenue equipment						
34	(56) Floating equipment						
35	(57) Work equipment	4,423	4,423	3.22			
36	(58) Miscellaneous equipment	5,606	5,606	17.65			
37	Total equipment	963,377	957,215	7.04			
38	Grand total	1,673,485	1,691,321	4.48			

1303. DEPRECIATION BASE AND RATES—ROAD AND EQUIPMENT LEASED TO OTHERS

1. This schedule is to be used in cases where the related depreciation reserve is carried in the accounts of the respondent, and the rent therefrom is included in account No. 509.

2. Show in columns (b) and (c), for each primary account, the depreciation base used in computing the depreciation for the months of January and December, respectively, with respect to road and equipment owned by the respondent but leased to others, the depreciation charges for which are not includable in operating expenses of the respondent, but for which the depreciation reserve is recorded in the accounts of the respondent. If the base for road is other than the original cost or estimated original cost as found by the Commission's Bureau of Accounts, brought to a current date by the respondent from its Order No. 3 records and accounts, or is other than ledger value for equipment, a full explanation should be given.

3. In column (d) show the composite rates used in computing the depreciation for the month of December and on lines 28 and 36 of this column show the composite percentage for all road and equipment accounts, respectively, ascertained by applying the primary accounts composite rates to the depreciation base used in computing the depreciation for December and dividing the total so computed by the depreciation base.

4. If the depreciation base for accounts 1, 2 1/2, 3, 5, and 39 includes nondepreciable property, a statement to that effect should be made in a footnote.

5. If depreciation accruals have been discontinued for any account, the depreciation base should be reported nevertheless in support of depreciation reserves. Authority for the discontinuance of accruals should be shown in a footnote indicating the account(s) affected.

Line No.	Account (a)	Depreciation base		Annual composite rate (percent) (d)
		Beginning of year (b)	Close of year (c)	
		\$	\$	%
	ROAD			
	NONE			
1	(1) Engineering			
2	(2 1/2) Other right-of-way expenditures			
3	(3) Grading			
4	(5) Tunnels and subways			
5	(6) Bridges, trestles, and culverts			
6	(7) Elevated structures			
7	(13) Fences, snowsheds, and signs			
8	(16) Station and office buildings			
9	(17) Roadway buildings			
10	(18) Water stations			
11	(19) Fuel stations			
12	(20) Shops and enginehouses			
13	(21) Grain elevators			
14	(22) Storage warehouses			
15	(23) Wharves and docks			
16	(24) Coal and ore wharves			
17	(25) TOFC/COFC terminals			
18	(26) Communication systems			
19	(27) Signals and interlockers			
20	(29) Power plants			
21	(31) Power-transmission systems			
22	(35) Miscellaneous structures			
23	(37) Roadway machines			
24	(39) Public improvements—Construction			
25	(44) Shop machinery			
26	(45) Power-plant machinery			
27	All other road accounts			
28	Total road			
	EQUIPMENT			
	NONE			
29	(52) Locomotives			
30	(53) Freight-train cars			
31	(54) Passenger-train cars			
32	(55) Highway revenue equipment			
33	(56) Floating equipment			
34	(57) Work equipment			
35	(58) Miscellaneous equipment			
36	Total equipment			
37	Grand total			

1501. DEPRECIATION RESERVE—ROAD AND EQUIPMENT OWNED AND USED

1. Give the particulars called for hereunder with respect to credits and debits to account No. 235, "Accrued depreciation—Road and Equipment," during the year relating to road and equipment owned and used. This schedule should not include any entries for depreciation of equipment owned but not used, when the rents therefor are included in the rent for equipment accounts Nos. 536 to 540, inclusive. It should include entries for depreciation of equipment owned but not used when the rents therefrom are included in the rent for equipment accounts Nos. 503 to 507, inclusive. (See schedule 1502 for the reserve relating to road and equipment

owned but not used by the respondent.) If any entries are made for "Other credits" or "Other debits," state the facts occasioning such entries. A debit balance in column (b) or (g) for any primary account should be shown in red or designated "Dr."

2. If there is any inconsistency between the credits to the reserve as shown in column (c) and the charges to operating expenses, a full explanation should be given.

3. All credits or debits to the reserve representing amortization other than for defense projects, if a general amortization program has been authorized, should be entered on line 28.

Line No.	Account (a)	Balance at beginning of year (b)	Credits to reserve during the year		Debits to reserve during the year		Balance at close of year (g)
			Charges to operating expenses (c)	Other credits (d)	Retirements (e)	Other debits (f)	
	ROAD	\$	\$	\$	\$	\$	\$
1	(1) Engineering	(1,168)	380		1,006		(1,794)
2	(2) (1-2) Other right-of-way expenditures	1,018	44				1,062
3	(3) Grading						
4	(5) Tunnels and subways						
5	(6) Bridges, trestles, and culverts	31,509	13,075				44,584
6	(7) Elevated structures						
7	(13) Fences, snowsheds, and signs	314	27				341
8	(16) Station and office buildings	35,188	1,009				36,197
9	(17) Roadway buildings	5,391	808				6,199
10	(18) Water stations						
11	(19) Fuel stations	7,946					7,946
12	(20) Shops and enginehouses	63,143	2,000				65,143
13	(21) Grain elevators						
14	(22) Storage warehouses						
15	(23) Wharves and docks						
16	(24) Coal and ore wharves						
17	(25) TOFC/COFC terminals						
18	(26) Communication systems	4,902	2,335		14,640		(7,403)
19	(27) Signals and interlockers	(2,612)	604				(2,008)
20	(29) Power plants						
21	(31) Power-transmission systems	155	156				311
22	(35) Miscellaneous structures						
23	(37) Roadway machines	37,371	5,098				42,469
24	(39) Public improvements—Construction	9,162	574				9,736
25	(44) Shop machinery*	22,012	385				22,397
26	(45) Power plant machinery*						
27	All other road accounts						
28	Amortization (other than defense projects)						
29	Total road	214,331	26,495		15,646		225,180
	EQUIPMENT						
30	(52) Locomotives	230,947	9,906				240,853
31	(53) Freight train cars	118,647	26,848		40,219		105,276
32	(54) Passenger train cars						
33	(55) Highway revenue equipment						
34	(56) Floating equipment						
35	(57) Work equipment	4,351					4,351
36	(58) Miscellaneous equipment	6,645					6,645
37	Total equipment	360,590	36,754		40,219		357,125
38	Grand total	574,921	63,249		55,865		582,305

*Chargeable to account 2223

1502. DEPRECIATION RESERVE—ROAD AND EQUIPMENT LEASED TO OTHERS

1. This schedule is to be used in cases where the depreciation reserve is carried in the accounts of the respondent, and the rent therefrom is included in account No. 509.

2. Give the particulars called for hereunder with respect to credits and debits to account No. 725, "Accrued depreciation—Road and Equipment," during the year relating to road and equipment leased to others, the depreciation charges for which are not includable in operating ex-

penses of the respondent. (See schedule 1201 for the reserve relating to road and equipment owned and used by the respondent.)

3. If any entries are made for "Other credits" and "Other debits," state the facts occasioning such entries. A debit balance in columns (b) or (g) for any primary account should be shown in red or designated "Dr."

Line No.	Account (a)	Balance at beginning of year (b)	Credits to reserve during the year		Debits to reserve during the year		Balance at close of year (g)
			Charges to others (c)	Other credits (d)	Retirements (e)	Other debits (f)	
	ROAD	\$	\$ NONE	\$	\$	\$	\$
1	(1) Engineering						
2	(2 1/2) Other right-of-way expenditures						
3	(3) Grading						
4	(5) Tunnels and subways						
5	(6) Bridges, trestles, and culverts						
6	(7) Elevated structures						
7	(13) Fences, snowsheds, and signs						
8	(16) Station and office buildings						
9	(17) Roadway buildings						
10	(18) Water stations						
11	(19) Fuel stations						
12	(20) Shops and enginehouses						
13	(21) Grain elevators						
14	(22) Storage warehouses						
15	(23) Wharves and docks						
16	(24) Coal and ore wharves						
17	(25) TOFC/COFC terminals						
18	(26) Communication systems						
19	(27) Signals and interlockers						
20	(29) Power plants						
21	(31) Power-transmission systems						
22	(35) Miscellaneous structures						
23	(37) Roadway machines						
24	(39) Public improvements—Construction						
25	(44) Shop machinery						
26	(45) Power-plant machinery						
27	All other road accounts						
28	Total road						
	EQUIPMENT		\$ NONE				
29	(52) Locomotives						
30	(53) Freight-train cars						
31	(54) Passenger-train cars						
32	(55) Highway revenue equipment						
33	(56) Floating equipment						
34	(57) Work equipment						
35	(58) Miscellaneous equipment						
36	Total equipment						
37	Grand total						

1503. DEPRECIATION RESERVE—ROAD AND EQUIPMENT LEASED FROM OTHERS

1. Give full particulars called for hereunder with respect to credits and debits to account No. 785, "Accrued depreciation—Leased property," during the year relating to road and equipment leased from others, the depreciation charges for which are includable in operating expenses of the respondent.

2. Show in column (c) amounts which were charged to operating expenses, and in column (f) show payments made to the lessor in settlement thereof. A full explanation should be given to all entries in columns (d) and (f).

3. Any inconsistency between the credits to the reserve as shown in column (c) and the charges to operating expenses should be fully explained.

4. Show in column (e) the debits to the reserve arising from retirements.

5. If settlement for depreciation is made currently between lessee and lessor, and no debits or credits to account No. 785 are made by the accounting company, show in column (e) the charges to operating expenses and in column (f) show payments made to the lessor in settlement thereof.

Line No.	Account (a)	Balance at beginning of year (b)	Credits to Reserve During The Year		Debits to Reserve During The Year		Balance at close of year (g)
			Charges to operating expenses (c)	Other credits (d)	Retirements (e)	Other debits (f)	
	ROAD	\$	\$	\$	\$	\$	\$
1	(1) Engineering		NONE				
2	(2 1/2) Other right-of-way expenditures						
3	(3) Grading						
4	(5) Tunnels and subways						
5	(6) Bridges, trestles, and culverts						
6	(7) Elevated structures						
7	(13) Fences, snowsheds, and signs						
8	(16) Station and office buildings						
9	(17) Roadway buildings						
10	(18) Water stations						
11	(19) Fuel stations						
12	(20) Shops and enginehouses						
13	(21) Grain elevators						
14	(22) Storage warehouses						
15	(23) Wharves and docks						
16	(24) Coal and ore wharves						
17	(25) TOFC/COFC terminals						
18	(26) Communication systems						
19	(27) Signals and interlocks						
20	(29) Power plants						
21	(31) Power-transmission systems						
22	(35) Miscellaneous structures						
23	(37) Roadway machines						
24	(39) Public improvements—Construction						
25	(44) Shop machinery*						
26	(45) Power-plant machinery*						
27	All other road accounts						
28	Total road						
	EQUIPMENT		NONE				
29	(52) Locomotives						
30	(53) Freight-train cars						
31	(54) Passenger-train cars						
32	(55) Highway revenue equipment						
33	(56) Floating equipment						
34	(57) Work equipment						
35	(58) Miscellaneous equipment						
36	Total Equipment						
37	Grand Total						

*Chargeable to account 2223.

1605. AMORTIZATION OF DEFENSE PROJECTS—ROAD AND EQUIPMENT OWNED AND LEASED FROM OTHERS

1. Show in columns (b) to (e) the amount of balance of road and equipment property for which amortization reserve is provided in account No. 736, "Amortization of defense projects—Road and Equipment" of the respondent. If the amortization base is other than the ledger value stated in the investment account, a full explanation should be given.

2. Show in columns (f) to (i) the balance at the close of the year and all credits and debits during the year in reserve account No. 736, "Amortization of defense projects—Road and Equipment."
3. The information requested for "Road" by columns (b) through (i) may be shown by projects amounting to \$100,000 or more, or by single entries as "Total road" in line 21. If reported by projects, each project should be briefly described, stating kind.

location, and authorization date and number. Projects amounting to less than \$100,000 should be combined in a single entry designated "Minor items, each less than \$100,000."

4. Any amounts included in columns (b) and (f), and in column (h) affecting operating expenses, should be fully explained.

Line No.	Description of property or account (a)	BASE				RESERVE			
		Debits during year (b)	Credits during year (c)	Adjustments (d)	Balance at close of year (e)	Credits during year (f)	Debits during year (g)	Adjustments (h)	Balance at close of year (i)
	ROAD:	\$	\$	\$	\$	\$	\$	\$	\$
1			NONE						
2									
3									
4									
5									
6									
7									
8									
9									
10									
11									
12									
13									
14									
15									
16									
17									
18									
19									
20									
21	Total Road								
22	EQUIPMENT:		NONE						
23	(52) Locomotives								
24	(53) Freight-train cars								
25	(54) Passenger-train cars								
26	(55) Highway revenue equipment								
27	(56) Floating equipment								
28	(57) Work equipment								
29	(58) Miscellaneous equipment								
30	Total equipment								
31	Grand Total								

1607. DEPRECIATION RESERVE—MISCELLANEOUS PHYSICAL PROPERTY

Give particulars of the credits and debits during the year to account No. 738, "Accrued depreciation—Miscellaneous physical property," for each item or group of property for which depreciation was accrued; also the balances at the beginning of the year and at the close of the year in the reserve for each such item or group of property.

Show in column (f) the percentage of composite rate used by the respondent for computing the amount of depreciation credited to the account.

Each item amounting to \$50,000 or more should be stated; items less than \$50,000 may be combined in a single entry designated "Minor items, each less than \$50,000."

Line No.	Item (Kind of property and location) (a)	Balance at beginning of year (b)	Credits during year (c)	Debits during year (d)	Balance at close of year (e)	Rates (percent) (f)	Base (g)
1	NONE	\$	\$	\$	\$	%	\$
2							
3							
4							
5							
6							
7							
8							
9							
10							
11							
12							
13	Total						

1608. CAPITAL SURPLUS

Give an analysis in the form called for below of capital surplus accounts. In column (a) give a brief description of the item added or deducted, and in column (b) insert the contra account number to which the amount stated in column (c), (d), or (e) was charged or credited.

Line No.	Item (a)	Contra account number (b)	ACCOUNT NO.		
			794. Premiums and assessments on capital stock (c)	795. Paid-in surplus (d)	796. Other surplus (e)
1	Balance at beginning of year NONE	XXXXXX	\$	\$	\$
	Additions during the year (describe):				
2					
3					
4					
5					
6	Total additions during the year	XXXXXX			
	Deductions during the year (describe):				
7					
8					
9					
10	Total deductions	XXXXXX			
11	Balance at close of year	XXXXXX			

1609. RETAINED INCOME—APPROPRIATED

Give an analysis in the form called for below of account No. 797, "Retained income—Appropriated."

Line No.	Class of appropriation (a)	Credits during year (b)	Debits during year (c)	Balance at close of year (d)
1	NONE	\$	\$	\$
2	Additions to property through retained income			
3	Funded debt retired through retained income			
4	Sinking fund reserves			
5	Miscellaneous fund reserves			
6	Retained income—Appropriated (not specifically listed)			
7	Other appropriations (specify):			
8				
9				
10				
11				
12	Total			

1701. LOANS AND NOTES PAYABLE

Give particulars of the various creditors and the character of the transactions involved in the current liability account No. 751, "Loans and notes payable." List every item in excess of \$100,000, giving the information indicated in the column headings.

For creditors whose balances were severally less than \$100,000, a single entry may be made under a caption "Minor accounts, each less than \$100,000."

Entries in columns (g) and (h) should include interest accruals and interest payments on loans and notes payable retired during the year, even though no portion of the issue remained outstanding at the close of the year.

Line No.	Name of creditor (a)	Character of liability or of transaction (b)	Date of issue (c)	Date of maturity (d)	Rate of interest (e)	Balance at close of year (f)	Interest accrued during year (g)	Interest paid during year (h)
		NONE			%	\$	\$	\$
1								
2								
3								
4								
5								
6								
7								
8								
9	Total							

1702. DEBT IN DEFAULT

Give particulars for amounts included in Balance Sheet Account No. 763, "Debt in default," giving particulars for each security outstanding even though the amount be less than \$100,000.

Entries in columns (g) and (h) should include interest accruals and interest payments on matured funded debt retired during the year, even though no portion of the debt remained outstanding at the close of the year.

Line No.	Name of security (a)	Reason for nonpayment at maturity (b)	Date of issue (c)	Date of maturity (d)	Rate of interest (e)	Total par value actually outstanding at close of year (f)	Interest accrued during year (g)	Interest paid during year (h)
		NONE			%	\$	\$	\$
1								
2								
3								
4								
5								
6	Total							

1703. OTHER DEFERRED CHARGES

Give an analysis of the above-entitled account as of the close of the year, showing in detail each item or subaccount amounting to \$100,000 or more. Items less than \$100,000 may be combined into a single entry designated "Minor items, each less than \$100,000." In case the character of any item is not fully disclosed by the entries in the columns hereunder, make a full explanation in a footnote.

Line No.	Description and character of item or subaccount (a)	Amount at close of year (b)
1	Minor items each less than \$100,000	\$ 3,692
2		
3		
4		
5		
6		
7		
8	Total	3,692

1704. OTHER DEFERRED CREDITS

Give an analysis of the above-entitled account as of the close of the year, showing in detail each item or subaccount amounting to \$100,000 or more. Items less than \$100,000 may be combined into a single entry designated "Minor items, each less than \$100,000." In case the character of any item is not fully disclosed by the entries in the columns hereunder, make a full explanation in a footnote.

Line No.	Description and character of item or subaccount (a)	Amount at close of year (b)
1	Minor items each less than \$100,000	\$ 28,175
2		
3		
4		
5		
6		
7		
8	Total	28,175

1902. DIVIDEND APPROPRIATIONS

1. Give particulars of each dividend declared. For par value or nonpar stock, show in column (d) the respective total par value or total number of shares on which dividend was declared and the corresponding rate percent or per share in column (b) or (c). If any such dividend was payable in anything other than cash, explain the matter fully in a footnote. 2. If any obligation of any character has been incurred for the purpose of procuring funds for the payment of any dividend or for the purpose of replenishing the treasury of the respondent after payment of any dividend, give full particulars in a footnote. If any class of stock received a return not reportable in this schedule, state the particulars of the case in a footnote. 3. The sum of the dividends stated in column (e) should equal the amount shown in Schedule No. 305.

Line No.	Name of security on which dividend was declared (a)	Rate percent (par value stock) or rate per share (nonpar stock)		Total par value of stock or total number of shares of nonpar stock on which dividend was declared (d)	Dividends (account 523) (e)	Dates	
		Regular (b)	Extra (c)			Declared (f)	Payable (g)
1	NONE			\$	\$		
2							
3							
4							
5							
6							
7							
8							
9							
10							
11							
12							
13	Total						

2001. RAILWAY OPERATING REVENUES

1. State the railway operating revenues of the respondent for the year, classified in accordance with the Uniform System of Accounts for Railroad Companies. The proportion of joint traffic receipts belonging to other carriers should not be included.
2. Any unusual accruals involving substantial amounts included in column (b) should be fully explained in a footnote.

Line No.	Class of railway operating revenues (a)	Amount of revenue for the year (b)	Line No.	Class of railway operating revenues (a)	Amount of revenue for the year (b)
	TRANSPORTATION—RAIL LINE	\$		INCIDENTAL	\$
1	(101) Freight	862,107	11	(131) Dining and buffet	
2	(102) Passenger		12	(132) Hotel and restaurant	
3	(103) Baggage		13	(133) Station, train, and boat privileges	
4	(104) Sleeping car		14	(135) Storage—Freight	
5	(105) Parlor and chair car		15	(137) Demurrage	85,015
6	(108) Other passenger train		16	(138) Communication	
7	(109) Milk		17	(139) Grain elevator	
8	(110) Switching	91,860	18	(141) Power	
9	(113) Water transfers		19	(142) Rents of buildings and other property	8,160
10	Total rail-line transportation revenue	953,967	20	(143) Miscellaneous	120,931
			21	Total incidental operating revenue	214,106
				JOINT FACILITY	
			22	(151) Joint facility—Cr	
			23	(152) Joint facility—Dr	
			24	Total joint facility operating revenue	
			25	Total railway operating revenues	1,168,073

*Report hereunder the charges to these accounts representing payments made to others as follows:

26	1. For terminal collection and delivery services when performed in connection with line-haul transportation of freight on the basis of freight tariff rates	\$ NONE
27	2. For switching services when performed in connection with line-haul transportation of freight on the basis of switching tariffs and allowances out of freight rates, including the switching of empty cars in connection with a revenue movement	\$ NONE
	3. For substitute highway motor service in lieu of line-haul rail service performed under joint tariffs published by rail carriers (does not include traffic moved on joint rail-motor rates)	
28	(a) Payments for transportation of persons	\$ NONE
29	(b) Payments for transportation of freight shipments	\$ NONE

2002. RAILWAY OPERATING EXPENSES

1. State the railway operating expenses of the respondent for the year, classifying them in accordance with the Uniform System of Accounts for Railroad Companies.

2. Any unusual accruals involving substantial amounts included in column (b) should be fully explained in a footnote.

Line No.	Name of railway operating expense account (a)	Amount of operating expenses for the year (b)	Line No.	Name of railway operating expense account (a)	Amount of operating expenses for the year (b)
	MAINTENANCE OF WAY STRUCTURES	\$		TRANSPORTATION—RAIL LINE	\$
1	(2201) Superintendence	19,658	28	(2241) Superintendence and dispatching	28,070
2	(2202) Roadway maintenance	46,221	29	(2242) Station service	86,788
3	(2203) Maintaining structures	7,167	30	(2243) Yard employees	302,335
4	(2203½) Retirements—Road		31	(2244) Yard switching fuel	15,192
5	(2204) Dismantling retired road property		32	(2245) Miscellaneous yard expenses	59,654
6	(2208) Road property—Depreciation	26,495	33	(2246) Operating joint yards and terminals—Dr	
7	(2209) Other maintenance of way expenses	51,004	34	(2247) Operating joint yards and terminals—Cr	
8	(2210) Maintaining joint tracks, yards and other facilities—Dr		35	(2248) Train employees	96,081
9	(2211) Maintaining joint tracks, yards, and other facilities—Cr		36	(2249) Train fuel	5,858
10	Total maintenance of way and structures	150,545	37	(2251) Other train expenses	21,779
	MAINTENANCE OF EQUIPMENT	28,564	38	(2252) Injuries to persons	
11	(2221) Superintendence	1,359	39	(2253) Loss and damage	629
12	(2222) Repairs to shop and power-plant machinery		40	(2254) Other casualty expenses	14,771
13	(2223) Shop and power-plant machinery—Depreciation		41	(2255) Other rail and highway transportation expenses	46,322
14	(2224) Dismantling retired shop and power-plant machinery		42	(2256) Operating joint tracks and facilities—Dr	
15	(2225) Locomotive repairs	77,880	43	(2257) Operating joint tracks and facilities—Cr	
16	(2226) Car and highway revenue equipment repairs	79,987	44	Total transportation—Rail line	677,482
17	(2227) Other equipment repairs	6,509		MISCELLANEOUS OPERATIONS	
18	(2228) Dismantling retired equipment	4,127	45	(2258) Miscellaneous operations	
19	(2229) Retirements—Equipment	1,591	46	(2259) Operating joint miscellaneous facilities—Dr	
20	(2234) Equipment—Depreciation	36,754	47	(2260) Operating joint miscellaneous facilities—Cr	
21	(2235) Other equipment expenses	32,716		GENERAL	
22	(2236) Joint maintenance of equipment expenses—Dr		48	(2261) Administration	74,515
23	(2237) Joint maintenance of equipment expenses—Cr		49	(2262) Insurance	1,772
24	Total maintenance of equipment	269,487	50	(2264) Other general expenses	62,589
	TRAFFIC	5,551	51	(2265) General joint facilities—Dr	
25	(2240) Traffic expenses		52	(2266) General joint facilities—Cr	
26			53	Total general expenses	138,876
27			54	Grand Total Railway Operating Expenses	1,241,941
55	Operating ratio (ratio of operating expenses to operating revenues)	106.32		per cent. (Two decimal places required)	

2003. MISCELLANEOUS PHYSICAL PROPERTIES OPERATED DURING THE YEAR

Give particulars of each class of miscellaneous physical property or plant operated during the year. Group the properties under the heads of the classes of operations to which they are devoted.

is that of ownership or whether the property is held under lease or other incomplete title. All peculiarities of title should be explained in a footnote.

The totals of columns (b), (c), and (d) should agree with the totals of accounts Nos. 502, "Revenue from Miscellaneous operations," 534, "Expenses of miscellaneous operations," and 535, "Taxes on miscellaneous operating property" in respondent's Income Account for the Year. If not, differences should be explained in a footnote.

In column (a) give the designation used in the respondent's records and the name of the town or city and State in which the property or plant is located, stating whether the respondent's title

Line No.	Designation and location of property or plant, character of business, and title under which held (a)	Total revenue during the year (Acct. 502) (b)	Total expenses during the year (Acct. 534) (c)	Total taxes applicable to the year (Acct. 535) (d)
1	NONE	\$	\$	\$
2				
3				
4				
5				
6				
7				
8				
9				
10				
11	Total			

2101. MISCELLANEOUS RENT INCOME

Line No.	Description of Property		Name of lessee (c)	Amount of rent (d)
	Name (a)	Location (b)		
1	Mobile Crane, Snow	Int'l Falls, Minn.	Boise Cascade Corp.	\$ 11,223
2	Blower Unit and			
3	Trucks			
4	U.S. Customs Hse Bldg.	Int'l Falls, Minn.	U.S. Government	2,700
5				
6				
7				
8				
9	Total			13,923

2102. MISCELLANEOUS INCOME

Line No.	Source and character of receipt (a)	Gross receipts (b)	Expenses and other deductions (c)	Net miscellaneous income (d)
1	Gain on destroyed box car	\$ 6,291	\$	\$ 6,291
2				
3				
4				
5				
6				
7				
8				
9	Total			6,291

2103. MISCELLANEOUS RENTS

Line No.	Description of Property		Name of lessor (c)	Amount charged to income (d)
	Name (a)	Location (b)		
1	U.S. Customs Hse Bldg.	Int'l Falls, Minn.	Boise Cascade Corp.	\$ 2,400
2				
3				
4				
5				
6				
7				
8				
9	Total			2,400

2104. MISCELLANEOUS INCOME CHARGES

Line No.	Description and purpose of deduction from gross income (a)	Amount (b)
1	NONE	\$
2		
3		
4		
5		
6		
7		
8		
9		
10	Total	

2201. INCOME FROM NONOPERATING PROPERTY

Line No.	Designation (a)	Revenues or income (b)	Expenses (c)	Net income or loss (d)	Taxes (e)
1	NONE	\$	\$	\$	\$
2					
3					
4					
5					
6					
7	Total				

2203. MILEAGE OPERATED—BY STATES

Give particulars called for concerning all tracks operated by respondent at the close of the year. Way switching tracks include station, team, industry, and other switching tracks for which no separate switching service is maintained. Yard switching tracks include classification, house, team, industry, and other tracks switched by yard locomotives in yards where separate switching services are maintained. Tracks belonging to an industry for which no rent is payable should not be reported. Switching and Terminal Companies report on line 6 only.

Line Haut Railways show single track only.
Switching and Terminal Companies show all tracks.

Line No.	Line in use (a)	Owned (b)	Proprietary companies (c)	Leased (d)	Operated under contract rights (e)	Operated under track rights (f)	Total operated (g)	State (a)	Owned (b)	Proprietary companies (c)	Leased (d)	Operated under contract rights (e)	Operated under track rights (f)	Total operated (g)
1	Single or first main track	4					4	Minnesota	4					4
2	Second and additional main tracks													
3	Passing tracks, cross-overs, and turn-outs													
4	Way switching tracks	13					13		13					13
5	Yard switching tracks	17					17		17					17
6	Total								Total					

2215. Show, by States, mileage of tracks owned and not operated by respondent: First main track, NONE; second and additional main tracks, NONE; industrial tracks, NONE; yard track and sidings, NONE; total, all tracks, NONE; total distance, 4 miles.

2216. Road is completed from (Line Haut Railways only): International Falls, Mn. Falls Jct., Mn. Total distance, 4 miles.

2217. Road located at (Switching and Terminal Companies only): NONE

2218. Gauge of track 4 ft. 8 1/2 in. 2219. Weight of rail Various lb. per yard.

2220. Kind and number per mile of crossings Pressure treated hardwood 3,142 ties per mile

2221. State number of miles electrified: First main track, NONE; second and additional main tracks, NONE; passing tracks, NONE; cross-overs, and turn-outs, NONE; yard switching tracks, NONE; yard switching tracks, NONE; number of feet (B. M.) of switch and bridge ties, 9,0691; average cost per M feet (B. M.), 23.96

2222. Ties applied in replacement during year: Number of crossings, 445; average cost per tie, \$ 11.36

2223. Rail applied in replacement during year: Tons (2,000 pounds), 23.71; weight per yard, Various; average cost per ton, \$ 134.56

* Insert names of places.

† Mileage should be stated to the nearest whole mile.

2301. RENTS RECEIVABLE

Income from lease of road and equipment

Line No.	Road leased (a)	Location (b)	Name of lessee (c)	Amount of rent during year (d)
1		NONE		\$
2				
3				
4				
5			Total	

2302. RENTS PAYABLE

Rent for leased roads and equipment

Line No.	Road leased (a)	Location (b)	Name of lessor (c)	Amount of rent during year (d)
1		NONE		\$
2				
3				
4				
5			Total	

2303. CONTRIBUTIONS FROM OTHER COMPANIES**2304. INCOME TRANSFERRED TO OTHER COMPANIES**

Line No.	Name of contributor (a)	Amount during year (b)	Line No.	Name of transferee (a)	Amount during year (b)
1	NONE	\$	1	NONE	\$
2			2		
3			3		
4			4		
5			5		
6	Total		6	Total	

2305. Describe fully all liens upon any of the property of the respondent at the close of the year, and all mortgages, deeds of trust, and other instruments whereby such liens were created. Describe also all property subject to the said several liens. This inquiry covers judgment liens, mechanics' liens, etc., as well as liens based on contract. If there were no liens of any character upon any of the property of the respondent at the close of the year, state that fact.

NONE

2401. EMPLOYEES, SERVICE, AND COMPENSATION

1. Give particulars of the average number of employees of various classes in the service of the respondent, of service rendered by such employees, and of compensation paid therefor during the year. Employees are to be counted as classified and their service and compensation reported in accordance with the Commission's Rules Governing the Classification of Railroad Employees and Reports of their Service and Compensation, effective January 1, 1951.

2. Averages called for in column (b) should be the average of twelve middle-of-month counts.

3. Pensioners rendering no service are not to be included in the count, nor is any compensation paid them to be included hereunder.

4. If any of the general officers served without compensation or were carried on the payroll of another company, those facts should be stated in a footnote.

5. If any compensation was paid or is payable under labor awards of the current year, include the amount applicable to the current year in column (d) and show the portion applicable to prior years (back pay) in a footnote, by groups of employees. For purposes of this report, labor awards are intended to cover adjustments resulting from the decisions of Wage Boards and voluntary awards by the respondent incident thereto.

6. This schedule does not include old-age retirements, and unemployment insurance taxes.

Line No.	Classes of employees (a)	Average number of employees (b)	Total service hours (c)	Total compensation (d)	Remarks (e)
1	Total (executives, officials, and staff assistants)	2	4,200	\$ 43,149	Only two employees are shown on line one as balance of executives, officials and staff assistants are part-time employees or are carried on the payroll of Boise Cascade Corp. which is an affiliated company. The President serves the carrier without compensation.
2	Total (professional, clerical, and general)	11	23,413	136,512	
3	Total (maintenance of way and structures)	12	32,725	177,744	
4	Total (maintenance of equipment and stores)	16	36,963	236,049	
5	Total (transportation—other than train, engine, and yard)	1	2,211	15,825	
6	Total (transportation—yardmasters, switch tenders, and hostlers)	8	18,150	123,602	
7	Total, all groups (except train and engine)	50	117,672	732,881	
8	Total (transportation—train and engine)	32	65,254	464,909	
9	Grand Total	82	182,926	1,197,790	

Amount of foregoing compensation (excluding back pay for prior years) that is chargeable to account No. 531, "Railway operating expenses" \$ 801,357

2402. CONSUMPTION OF FUEL BY MOTIVE-POWER UNITS

1. Show hereunder the quantities of the various kinds of fuel consumed by locomotives and motor or other self-propelled rail cars in the service of respondent during the year, and the

number of kilowatt-hours for such tractive equipment as was propelled by electricity.

2. The ton of 2,000 pounds should be used.

Line No.	Kind of service (a)	A. Locomotives (diesel, electric, steam, and other)					B. Rail motor cars (gasoline, oil-electric, etc.)		
		Diesel oil (gallons) (b)	Gasoline (gallons) (c)	Electricity (kilowatt-hours) (d)	Steam		Electricity (kilowatt-hours) (g)	Gasoline (gallons) (h)	Diesel oil (gallons) (i)
					Coal (tons) (e)	Fuel oil (gallons) (f)			
1	Freight	16,141		NONE		NONE			
2	Passenger								
3	Yard switching	44,454							
4	Total transportation	60,595							
5	Work train								
6	Grand total	60,595							
7	Total cost of fuel*	21,990		XXXXXX			XXXXXX		

*Show cost of fuel charged to yard and train service (accounts Nos. 2244 and 2249). The cost stated for the various kinds of fuel should be the total charges in the accounts specified, including freight charges and handling expenses. The cost stated for electric current should be the total charges in the accounts enumerated. Fuel and power consumed by mixed and special trains that are predominantly freight should be included in freight service, but where the service of mixed or special trains is predominantly passenger, the fuel and power used should be included in passenger service.

2501. COMPENSATION OF OFFICERS, DIRECTORS, ETC.

Give the name, position, salary, and other compensation, such as bonus, commission, gift, reward, or fee, of each of the five persons named in Sections 5 and 6 of Schedule 101 of this report to whom the respondent paid the largest amount during the year covered by this report as compensation for current or past service over and above necessary expenses incurred in discharge of duties, and in addition, all other officers, directors, pensioners, or employees, if any, to whom the respondent similarly paid \$40,000 or more. If more convenient, this schedule may be filled out for a group of companies considered as one system and shown only in the report of the principal company in the system, with references thereto in the reports of the other companies. Any large "other compensation" should be explained in a footnote. If salary

of an individual was changed during the year, show salary before each change as well as at close of year. If an officer, director, etc., receives compensation from more than one transportation company (whether a subsidiary or not) or from a subsidiary company, reference to this fact should be made if his aggregate compensation amounts to \$40,000 or more and the detail as to division of the salary should be stated. By salary (column (c)) is meant the annual rate at which an employee is paid, rather than the amount actually paid for a part of a year when the salary is changed. Also when a 10 percent (or other percent) reduction is made, the net rate and not the basic rate should be shown.

Line No.	Name of person (a)	Title (b)	Salary per annum as of close of year (see instructions) (c)	Other compensation during the year (d)
1	Only one employee Section 5 of Schedule 101 was paid less than \$40,000 and the balance of schedule 101 were not carried on the payroll of this carrier nor received any compensation from the carrier.		\$	\$
2				
3				
4				
5				
6				
7				
8				
9				
10				
11				
12				
13				
14				

2502. PAYMENTS FOR SERVICES RENDERED BY OTHER THAN EMPLOYEES

In the form below give information concerning payments, fees, retainers, commissions, gifts, contributions, assessments, bonuses, pensions, subscriptions, allowances for expenses, or any form of payments amounting in the aggregate of \$20,000 or more during the year to any corporation, institution, association, firm, partnership, committee, or any person (other than one of respondent's employees covered in schedule 2501 in this annual report) for services or as a donation, except that with respect to contributions under \$20,000 which are made in common with other carriers under a joint arrangement in payment for the performance of services or as a donation, each such contribution shall be reported, irrespectively of the amount thereof, if the total amount paid by all contributors for the performance of the particular service is equal to the sum of \$20,000 or more.

To be included are, among others, payments, directly or indirectly, for legal, medical, engineering, advertising, valuation, accounting, statistical, financial, education, entertainment, charitable, advisory, defensive, detective, development, research, appraisal, registration, purchasing, architectural, and hospital services; payments for expert testimony and for handling wage disputes; and payments for services of banks, bankers, trust companies, insurance companies, brokers, trustees, promoters, solicitors, consultants, actuaries, investigators, inspectors, and efficiency engineers. Payments to the various railway associations, commissions,

committees, bureaus, boards, and other organizations maintained jointly by railways shall also be included. The enumeration of these kinds of payments should not be understood as excluding other payments for services not excluded below.

To be excluded are: Rent of buildings or other property, taxes payable to the Federal, State, or local Governments, payments for heat, light, power, telegraph, and telephone services, and payments to other carriers on the basis of lawful tariff charges or for the interchange of equipment between carriers, as well as other payments for services which both as to their nature and amount may reasonably be regarded as ordinary connected with the routine operation, maintenance or construction of a railroad, but any special and unusual payments for services should be reported. Payments of \$20,000 or more to organizations maintained jointly by railways with other railways are not to be excluded even if their services are regarded as routine.

If more convenient, this schedule may be filled out for a group of roads considered as one system and shown only in the report of the principal road in the system, with references thereto in the reports of the other roads.

If any doubt exists in the mind of the reporting officer as to the reportability of any type of payment, request should be made for a ruling before filing this report.

Line No.	Name of recipient (a)	Nature of service (b)	Amount of payment (c)
1	Boise Cascade Corporation	Admin. and General Expense	23,497
2	Boise Cascade Corporation	Health & Welfare, Stationery and Telephone Service	62,798
3			
4	National Ry. Labor Conf.	Membership	40
5	Western Railway Traffic Assoc. Exec. Committee	Membership	1,310
6			
7			
8			
9			
10			
11			
12			
13			
14		Total	87,645

2601. STATISTICS OF RAIL-LINE OPERATIONS. [For Road Haul Traffic Only]

Give the various statistical items called for concerning the rail-line operations of respondent's road during the year. Motor car and trailer miles, if any, should be included. Highway traffic to be excluded. Locomotive unit-miles should include all miles made by each locomotive unit. Use 150 pounds as the average weight per passenger and four tons as the average weight of contents of each head-end car.

Line No.	Item (a)	Freight trains (b)	Passenger trains (c)	Total transportation service (d)	Work trains (e)
1	Average mileage of road operated (whole number required)	4		4	XXXXXX
	Train-miles				
2	Total (with locomotives)	4,134		4,134	
3	Total (with motorcars)				
4	Total train-miles	4,134		4,134	
	Locomotive unit-miles				
5	Road service	9,838		9,838	XXXXXX
6	Train switching	10,002		10,002	XXXXXX
7	Yard switching	54,642		54,642	XXXXXX
8	Total locomotive unit-miles	74,482		74,482	XXXXXX
	Car-miles				
9	Loaded freight cars	42,310		42,310	XXXXXX
10	Empty freight cars	43,594		43,594	XXXXXX
11	Caboose				XXXXXX
12	Total freight car-miles	85,904		85,904	XXXXXX
13	Passenger coaches				XXXXXX
14	Combination passenger cars (mail, express, or baggage, etc., with passenger)				XXXXXX
15	Sleeping and parlor cars				XXXXXX
16	Dining, grill and tavern cars				XXXXXX
17	Head-end cars				XXXXXX
18	Total (lines 13, 14, 15, 16 and 17)				XXXXXX
19	Business cars				XXXXXX
20	Crew cars (other than cabooses)				XXXXXX
21	Grand total car-miles (lines 12, 18, 19 and 20)	85,904		85,904	XXXXXX
	Revenue and nonrevenue freight traffic				
22	Tons—revenue freight	XXXXXX	XXXXXX	837,928	XXXXXX
23	Tons—nonrevenue freight	XXXXXX	XXXXXX		XXXXXX
24	Total tons—revenue and nonrevenue freight	XXXXXX	XXXXXX	837,928	XXXXXX
25	Ton-miles—revenue freight	XXXXXX	XXXXXX	2,031,726	XXXXXX
26	Ton-miles—nonrevenue freight	XXXXXX	XXXXXX		XXXXXX
27	Total ton-miles—revenue and nonrevenue freight	XXXXXX	XXXXXX	2,031,726	XXXXXX
	Revenue passenger traffic				
28	Passengers carried—revenue	XXXXXX	XXXXXX		XXXXXX
29	Passenger-miles—revenue	XXXXXX	XXXXXX		XXXXXX

NOTES AND REMARKS

2602. REVENUE FREIGHT CARRIED DURING THE YEAR (For Road Haul Traffic Only)

1. Give the particulars called for concerning the commodities carried by the respondent during the year, the revenue from which is includible in account No. 101, *Freight*, on the basis of the 2-digit codes named in 49 C.F.R. 123.52, by Order of September 13, 1963. In stating the number of tons received from connecting carriers (c), include all connecting carriers, whether rail or water and whether the freight is received directly or indirectly (as through elevators).

2. Under Order of December 16, 1964, traffic involving less than three shippers reportable in any one commodity class may be excluded from this schedule, but must be submitted unbound in a separate schedule supplemental to this one and marked *Supplemental*. Extra copies of Schedule 2602 may be obtained upon request to the Interstate Commerce Commission, Bureau of Accounts, Washington, D.C. 20523. If a supplemental schedule is filed, check the space provided at the bottom of this schedule. Supplemental reports will be withheld from public inspection.

3. Particulars for Codes 01 to 46 inclusive, should include all traffic moved in lots of 10,000 pounds or more. Forwarder traffic includes freight traffic shipped by or consigned to any forwarder holding a permit under part IV of the Interstate Commerce Act. Code 47 should include all traffic moved in lots of less than 10,000 pounds.

4. *Gross freight revenue* means respondent's gross freight revenue without adjustment for absorption or corrections.

Line No.	Commodity Description (a)	Code No.	Revenue freight in tons (2,000 pounds)			Gross freight revenue (dollars) (e)
			Originating on respondent's road (b)	Received from connecting carriers (c)	Total carried (d)	
1	Farm products	01				
2	Forest products	08				
3	Fresh fish and other marine products	09				
4	Metallic ores	10				
5	Coal	11	2		2	19
6	Crude petro, nat gas, & nat gsin	13				
7	Nonmetallic minerals, except fuels	14		10,130	10,130	13,972
8	Ordnance and accessories	19		6,545	6,545	8,196
9	Food and kindred products	20				
10	Tobacco products	21				
11	Textile mill products	22				
12	Apparel & other finished tex prd inc knit	23				
13	Lumber & wood products, except furniture	24	76,996	209,469	286,465	163,577
14	Furniture and fixtures	25		22	22	27
15	Pulp, paper and allied products	26	231,400	202,361	433,761	525,546
16	Printed matter	27	2,064	14,653	16,717	20,014
17	Chemicals and allied products	28	1,516	56,437	57,953	36,293
18	Petroleum and coal products	29	175	15,424	15,599	28,125
19	Rubber & miscellaneous plastic products	30		5	5	61
20	Leather and leather products	31				
21	Stone, clay, glass & concrete prd	32	1,521	4,748	6,269	58,333
22	Primary metal products	33		315	315	623
23	Fabr metal prd, exc ordn, machy & transp	34		462	462	878
24	Machinery, except electrical	35	48	1,165	1,213	2,751
25	Electrical machy, equipment & supplies	36				
26	Transportation equipment	37	65		65	65
27	Instr, phot & opt gd, watches & clocks	38				
28	Miscellaneous products of manufacturing	39				
29	Waste and scrap materials	40	993		993	953
30	Miscellaneous freight shipments	41	67	1,084	1,151	1,804
31	Containers, shipping, returned empty	42		68	68	85
32	Freight forwarder traffic	44				
33	Shipper Assn or similar traffic	45				
34	Misc mixed shipment exc fwdtr & shpr assn	46				
35	Total, carload traffic		314,849	522,888	837,737	861,322
36	Small packaged freight shipments	47	21	172	193	457
37	Total, carload & lcl traffic		314,868	523,060	837,928	861,779

1 This report includes all commodity statistics for the period covered.

11 A supplemental report has been filed covering traffic involving less than three shippers reportable in any one commodity code

1 Supplemental Report NOT OPEN TO PUBLIC INSPECTION.

ABBREVIATIONS USED IN COMMODITY DESCRIPTIONS

Assn	Association	In	Including	Nat	Natural	Prd	Products
Exc	Except	Instr	Instruments	Opt	Optical	Shpr	Shipper
Fabr	Fabricated	LCL	Less than carload	Ordn	Ordnance	Tex	Textile
Fwdtr	Forwarder	Machy	Machinery	Petro	Petroleum	Transp	Transportation
Gd	Goods	Misc	Miscellaneous	Phot	Photographic		
Gsin	Gasoline						

2701. SWITCHING AND TERMINAL TRAFFIC AND CAR STATISTICS

[For Switching or Terminal Companies Only]

Give particulars of cars handled during the year. With respect to the term "cars handled" it should be observed that, when applied to switching operations, the movement of a car from the point at which a switching company receives it, whether loaded or empty, to the point where it is loaded or unloaded or delivered to another connecting line is to be counted as one car handled. The return of a car, whether loaded or empty, from the point where it is loaded or unloaded, to the point of delivery is to be counted as one car handled. No incidental movement is to be considered, unless such incidental movement involves the receipt of additional revenue. When applied to terminal operations, such as union station, bridge, ferry, or other joint facility terminal operations, the term "cars handled" includes all cars for which facilities are furnished.

The number of locomotive-miles in yard-switching service should be computed in accordance with account No. 816, "Yard switching locomotive-miles."

Line No.	Item (a)	Switching operations (b)	Terminal operations (c)	Total (d)
	FREIGHT TRAFFIC	NONE		
1	Number of cars handled earning revenue—loaded			
2	Number of cars handled earning revenue—empty			
3	Number of cars handled at cost for tenant companies—loaded			
4	Number of cars handled at cost for tenant companies—empty			
5	Number of cars handled not earning revenue—loaded			
6	Number of cars handled not earning revenue—empty			
7	Total number of cars handled			
	PASSENGER TRAFFIC	NONE		
8	Number of cars handled earning revenue—loaded			
9	Number of cars handled earning revenue—empty			
10	Number of cars handled at cost for tenant companies—loaded			
11	Number of cars handled at cost for tenant companies—empty			
12	Number of cars handled not earning revenue—loaded			
13	Number of cars handled not earning revenue—empty			
14	Total number of cars handled			
15	Total number of cars handled in revenue service (items 7 and 14)			
16	Total number of cars handled in work service			

Number of locomotive-miles in yard-switching service: Freight, _____, passenger, _____.

2801. INVENTORY OF EQUIPMENT

INSTRUCTIONS

1. Give particulars of each of the various classes of equipment which respondent owned or leased during the year.

2. In column (c) give the number of units of equipment purchased, built in company shops, or otherwise acquired.

3. Units leased to others for a period of one year or more are reportable in column (i); units temporarily out of respondent's service and rented to others for less than one year are to be included in column (e); units rented from others for a period less than one year should not be included in column (f). Units installed during the year and subsequently leased to others for a year or more should be shown as added in column (c), as retired in column (d), and included in column (i).

4. For reporting purposes, a "locomotive unit" is a self-propelled vehicle generating or converting energy into motion, and designed solely for moving other equipment. (A locomotive tender should be considered as a part of the locomotive unit.) A "self-propelled car" is a rail motor car propelled by electric motors receiving power from third rail or overhead, or internal combustion engines located on the car itself. Trailers equipped for use only in trains of cars that are self-propelled are to be included as self-propelled equipment.

5. A "Diesel" unit includes all units propelled by diesel internal combustion engines irrespective of final drive, and whether power may at times be supplied from an external conductor. An "Electric" unit includes all units which receive electric power from an overhead

contact wire or third rail, and use the power to drive one or more electric motors that propel the vehicle. An "Other" unit includes all units other than diesel or electric, e.g., steam gas turbine. Show the types of other units, service and number, as appropriate, in a brief description sufficient for positive identification.

6. Column (h) should show aggregate capacity for all units reported in column (g), as follows: For locomotive units, report the manufacturers' rated horsepower (the maximum continuous power output from the diesel engine or engines delivered to the main generator or generators for tractive purposes), or tractive effort of steam locomotive units; for freight-train cars report the nominal capacity (in tons of 2,000 lbs.) as provided for in Rule 86 of the AAR Code of Rules Governing Cars in Interchange. Convert the capacity of tank cars to capacity in tons of the commodity which the car is intended to carry customarily; for passenger-train cars report the number of passenger seats available for revenue service, counting one passenger to each berth in sleeping cars.

7. Freight-train car type codes shown in column (a) correspond to the AAR Multilevel Per Diem Master List. Dashes are used in appropriate places to permit a single code to represent several car type codes. Passenger-train car types and service equipment car types correspond to AAR Mechanical Division designations. Descriptions of car codes and designations are published in *The Official Railway Equipment Register*.

UNITS OWNED, INCLUDED IN INVESTMENT ACCOUNT, AND LEASED FROM OTHERS

Line No.	Item (a)	Units in service of respondent at beginning of year (b)	Number added during year (c)	Number retired during year (d)	Number at close of year			Aggregate capacity of units reported in col. (g) (See ins. 6) (h)	Number leased to others at close of year (i)
					Owned and used (e)	Leased from others (f)	Total in service of respondent (e + f) (g)		
LOCOMOTIVE UNITS									
1	Diesel	5	-	-	5	-	5	2,900	-
2	Electric	-	-	-	-	-	-	-	-
3	Other	-	-	-	-	-	-	-	-
4	Total (lines 1 to 3)	5	-	-	5	-	5	XXXXXX	-
FREIGHT-TRAIN CARS									
5	Box-general service (A-20, A-30, A-40, A-50, all B (except B080), L070, R-00, R-01, R-06, R-07)	187	100	-	187	100	287	21,134	-
6	Box-special service (A-00, A-10, B080)								
7	Gondola (All G, J-00, all C, all E)								
8	Hopper-open top (all H, J-10, all K)								
9	Hopper-covered (L-5)								
10	Tank (all T)								
11	Refrigerator-mechanical (R-04, R-10, R-11, R-12)								
12	Refrigerator-non-mechanical (R-02, R-03, R-05, R-08, R-09, R-13, R-14, R-15, R-16, R-17)								
13	Stock (all S)								
14	Automotive (F-5, F-6)								
15	Flat (all F (except F-5, F-6, F-7, F-8), L-2, L-3)	221	15	38	198	-	198	8,720	-
16	Flat-TOFC (F-7, F-8)								
17	All other (L-0, L-1, L-4, L080, L090)	408	115	38	385	100	485	29,854	-
18	Total (lines 5 to 17)	408	115	38	385	100	485	XXXXXX	
19	Caboose (all N)							XXXXXX	
20	Total (lines 18 and 19)	408	115	38	385	100	485	XXXXXX (seating capacity)	
PASSENGER-TRAIN CARS NON-SELF-PROPELLED									
21	Coaches and combined cars (PA, PB, PBO, all class C, except CSB)			NONE					
22	Parlor, sleeping, dining cars (PBC, PC, PL, PO, PS, PT, PAS, PDS, all class D, PD)								
23	Non-passenger carrying cars (all class B, CSB, PSA, IA, all class M)							XXXXXX	
24	Total (lines 21 to 23)								

2801. INVENTORY OF EQUIPMENT—Concluded

Units Owned, Included in Investment Account, and Leased From Others

Line No.	Item	Units in service of respondent at beginning of year (b)	Number added during year (c)	Number retired during year (d)	Number at close of year			Aggregate capacity of units reported in col. (g) (See ins. 6) (h)	Number leased to others at close of year (i)
					Owned and used (e)	Leased from others (f)	Total in service of respondent (e + f) (g)		
	Passenger-Train Cars—Continued							(Seating capacity)	
	Self-Propelled Rail Motorcars								
25	Electric passenger cars (EC, EP, ET) _____								
26	Internal combustion rail motorcars (ED, EG) _____								
27	Other self-propelled cars (Specify types) _____								
28	Total (lines 25 to 27) _____								
29	Total (lines 24 and 28) _____								
	Company Service Cars								
30	Business cars (PV) _____							XXXX	
31	Boarding outfit cars (MWX) _____							XXXX	
32	Derrick and snow removal cars (MWK, MWU, MWV, MWW) _____							XXXX	
33	Dump and ballast cars (MWB, MWD) _____							XXXX	
34	Other maintenance and service equipment cars _____	4	-	-	4	-	4	XXXX	
35	Total (lines 30 to 34) _____	4	-	-	4	-	4	XXXX	
36	Grand total (lines 20, 29, and 35) _____	412	115	38	389	100	489	XXXX	
	Floating Equipment								
37	Self-propelled vessels (Tugboats, car ferries, etc.) _____							XXXX	
38	Non-self-propelled vessels (Car floats, lighters, etc.) _____							XXXX	
39	Total (lines 37 and 38) _____							XXXX	

2900. IMPORTANT CHANGES DURING THE YEAR

Hereunder state the following matters, numbering the statements in accordance with the inquiries, and if no changes of the character below indicated occurred during the year, state that fact. Changes in mileage should be stated to the nearest hundredth of a mile. If any changes reportable in this schedule occurred under authority granted by the Commission in certificates of convenience and necessity, issued under paragraphs (18) to (22) of section 1 of the Interstate Commerce Act or otherwise, specific reference to such authority should in each case be made by docket number or otherwise, as may be appropriate.

1. All portions of road put in operation or abandoned, giving (a) termini, (b) length of road, and (c) dates of beginning operations or of abandonment.*
2. All other important physical changes, including herein all new tracks built.*
3. All leaseholds acquired or surrendered, giving (a) dates, (b) length of terms, (c) names of parties, (d) rents, and (e) other conditions.
4. All agreements for trackage rights acquired or surrendered, giving (a) dates, (b) length of terms, (c) names of parties, (d) rents, and (e) other conditions.
5. All consolidations, mergers, and reorganizations effected, giving particulars.

6. All stocks issued, giving (a) purposes for which issued, (b) names of stocks, and (c) amounts issued, and describing (d) the actual consideration realized, giving (e) amounts and (f) values; give similar information concerning all stocks retired (if any).

7. All funded debt issued, giving (a) purposes for which issued, (b) names of securities and (c) amounts issued, and describing (d) the actual consideration realized, giving (e) amounts and (f) values; also give particulars concerning any funded debt paid or otherwise retired, stating (a) date acquired, (b) date retired or canceled, (c) par value of amount retired.

8. All other important financial changes.

9. All changes in and all additions to franchise rights, describing fully (a) the actual consideration given therefor, and stating (b) the parties from whom acquired; if no consideration was given, state that fact.

10. In case the respondent has not yet begun operation, and no construction has been carried on during the year, state fully the reasons therefor.

11. All additional matters of fact (not elsewhere provided for) which the respondent may desire to include in its report.

NONE

*If returns under items 1 and 2 include any first main track owned by respondent representing new construction or permanent abandonment give the following particulars:

Miles of road constructed _____ Miles of road abandoned _____

The item "Miles of road constructed" is intended to show the mileage of first main track laid to extend respondent's road, and should not include tracks relocated and tracks laid to shorten the distance between two points, without serving any new territory.

VERIFICATION

The foregoing report must be verified by the oath of the officer having control of the accounting of the respondent. It should be verified, also, by the oath of the president or other chief officer of the respondent, unless the respondent states on the last preceding page of this report that such chief officer has no control over the accounting of the respondent. The oath required may be taken before any person authorized to administer an oath by the laws of the State in which the same is taken.

OATH

(To be made by the officer having control of the accounting of the respondent)

State of Minnesota

County of Koochiching

} ss:

J. S. Gendron

makes oath and says that he is General Manager

(Insert here the name of the affiant)

(Insert here the official title of the affiant)

of Minnesota, Dakota & Western Railway Company

(Insert here the exact legal title or name of the respondent)

that it is his duty to have supervision over the books of account of the respondent and to control the manner in which such books are kept; that he knows that such books have, during the period covered by the foregoing report, been kept in good faith in accordance with the accounting and other orders of the Interstate Commerce Commission, effective during the said period; that he has carefully examined the said report, and to the best of his knowledge and belief the entries contained in the said report have, so far as they relate to matters of account, been accurately taken from the said books of account and are in exact accordance therewith; that he believes that all other statements of fact contained in the said report are true, and that the said report is a correct and complete statement of the business and affairs of the above-named respondent during the period

of time from and including January 1 1975 to and including December 31 1975

J. S. Gendron
(Signature of affiant)

Subscribed and sworn to before me, a Notary Public in and for the State and

county above named, this Twenty Seventh day of Feb. 1976

My commission expires January 11, 1978

Michael M. Thompson
(Signature of officer authorized to administer oaths)

SUPPLEMENTAL OATH

(By the president or other chief officer of the respondent)

State of Idaho

County of Ida

} ss:

Robert H. Schwarz

makes oath and says that he is President

(Insert here the name of the affiant)

(Insert here the official title of the affiant)

of Minnesota, Dakota & Western Railway Company

(Insert here the exact legal title or name of the respondent)

that he has carefully examined the foregoing report; that he believes that all statements of fact contained in the said report are true, and that the said report is a correct and complete statement of the business and affairs of the above-named respondent and the operation of its property during

the period of time from and including January 1 1975 to and including December 31 1975

Robert H. Schwarz
(Signature of affiant)

Subscribed and sworn to before me, a Notary Public in and for the State and

county above named, this 15 day of March 1976

My commission expires 6-6-78

Paul Schramm
(Signature of officer authorized to administer oaths)

(For use of Commission only)

[illegible][illegible]

FILL IN THIS PAGE ONLY IF YOU ARE FILING THIS REPORT WITH A STATE COMMISSION

701. ROAD AND EQUIPMENT PROPERTY

1. Give particulars of changes in accounts Nos. 731, "Road and equipment property" and 732, "Improvements on leased property," classified in accordance with the Uniform System of Accounts for Railroad Companies.

2. Credit items in the entries should be fully explained.

3. Report on line 35 amounts not includable in the primary road accounts. The items re-

ported should be briefly identified and explained in a footnote. Amounts should be reported on this line only under special circumstances, usually after permission is obtained from the Commission for exceptions to prescribed accounting. Reference to such authority should be made when explaining the amounts reported. Respondents must not make arbitrary changes to the printed stub or column headings without specific authority from the Commission.

Line No.	Account (a)	Balance at beginning of year		Total expenditures during the year		Balance at close of year	
		Entire line (b)	State (c)	Entire line (d)	State (e)	Entire line (f)	State (g)
1	(1) Engineering	39,668	All	8,621	All	48,289	All
2	(2) Land for transportation purposes	7,750	"		"	7,750	"
3	(2 1/2) Other right-of-way expenditures						
4	(3) Grading	29,642	"	(17,703)	"	11,939	"
5	(5) Tunnels and subways						
6	(6) Bridges, trestles, and culverts	353,922	"		"	353,922	"
7	(7) Elevated structures						
8	(8) Ties	77,861	"	(46,502)	"	31,359	"
9	(9) Rails	129,702	"	(69,268)	"	60,434	"
10	(10) Other track material	153,252	"	(89,328)	"	63,924	"
11	(11) Ballast	57,912	"	(34,588)	"	23,324	"
12	(12) Track laying and surfacing	107,231	"	(49,309)	"	57,922	"
13	(13) Fences, snowsheds, and signs	919	"			919	"
14	(16) Station and office buildings	38,812	"			38,812	"
15	(17) Roadway buildings	30,507	"			30,507	"
16	(18) Water stations						
17	(19) Fuel stations	7,926	"			7,926	"
18	(20) Shops and enginehouses	81,641	"			81,641	"
19	(21) Grain elevators	-				-	
20	(22) Storage warehouses	-				-	
21	(23) Wharves and docks	-				-	
22	(24) Coal and ore wharves	-				-	
23	(25) TOFC/COFC terminals	-				-	
24	(26) Communication systems	16,740	"	13,224	"	29,964	"
25	(27) Signals and interlockers	15,105	"			15,105	"
26	(29) Powerplants						
27	(31) Power-transmission systems	3,929	"			3,929	"
28	(35) Miscellaneous structures						
29	(37) Roadway machines	52,144	"	16,165	"	68,309	"
30	(38) Roadway small tools	330				330	
31	(39) Public improvements—Construction	14,350				14,350	
32	(43) Other expenditures—Road						
33	(44) Shop machinery	24,804		2,690		28,494	"
34	(45) Powerplant machinery						
35	Other (specify & explain)						
36	Total expenditures for road	1,244,147	"	(264,998)	All	979,149	"
37	(52) Locomotives	255,304	"	34,056	"	289,360	"
38	(53) Freight-train cars	698,044	"	(40,218)	"	657,826	"
39	(54) Passenger-train cars						
40	(55) Highway revenue equipment						
41	(56) Floating equipment						
42	(57) Work equipment	4,423	"			4,423	"
43	(58) Miscellaneous equipment	5,606	"			5,606	"
44	Total expenditures for equipment	963,377	"	(6,162)	"	957,215	"
45	(71) Organization expenses	2,566	"	(2,056)	"	510	
46	(76) Interest during construction	4,777	"	(3,920)	"	857	"
47	Other expenditures—General						
48	Total general expenditures	7,343	"	(5,976)	"	1,367	"
49	Total	2,214,867	"	(277,136)	"	1,937,731	"
50	(80) Other elements of investment						
51	(90) Construction work in progress	35,120	"	120,014	"	155,134	"
52	Grand total	2,249,987	"	(157,122)	"	2,092,865	"

FILL IN THIS PAGE ONLY IF YOU ARE FILING THIS REPORT WITH A STATE COMMISSION

2002. RAILWAY OPERATING EXPENSES

1. State the railway operating expenses of the respondent for the year, classifying them in accordance with the Uniform System of Accounts for Railroad Companies.
2. Any unusual accruals involving substantial amounts included in columns (b), (c), (e), and (f), should be fully explained in a footnote.

Line No.	Name of railway operating expense account (a)	Amount of operating expenses for the year		Line No.	Name of railway operating expense account (a)	Amount of operating expenses for the year	
		Entire line (b)	State (c)			Entire line (b)	State (c)
	MAINTENANCE OF WAY AND STRUCTURES	\$	\$			\$	\$
1	(2201) Superintendence	19,658	A11	32	(2247) Operating joint yards and terminals—Cr		
2	(2202) Roadway maintenance	46,221	"	33	(2248) Train employees	96,081	A11
3	(2203) Maintaining structures	7,167	"	34	(2249) Train fuel	5,858	"
4	(2203 1/2) Retirements—Road			35	(2251) Other train expenses	21,779	"
5	(2204) Dismantling retired road property			36	(2252) Injuries to persons	629	"
6	(2208) Road Property—Depreciation	26,495	"	37	(2253) Loss and damage	14,771	"
7	(2209) Other maintenance of way expenses	51,004	"	38	(2254) Other casualty expenses		
8	(2210) Maintaining joint tracks, yards, and other facilities—Dr			39	(2255) Other rail and highway transportation expenses	46,322	"
9	(2211) Maintaining joint tracks, yards, and other facilities—Cr			40	(2256) Operating joint tracks and facilities—Dr		
10	Total maintenance of way and struc	150,545	"	41	(2257) Operating joint tracks and facilities—CR		
	MAINTENANCE OF EQUIPMENT			42	Total transportation—Rail line	677,482	"
11	(2221) Superintendence	28,564	"		MISCELLANEOUS OPERATIONS		
12	(2222) Repairs to shop and power-plant machinery	1,359	"	43	(2258) Miscellaneous operations		
13	(2223) Shop and power-plant machinery—Depreciation			44	(2259) Operating joint miscellaneous facilities—Dr		
14	(2224) Dismantling retired shop and power-plant machinery			45	(2260) Operating joint miscellaneous facilities—Cr		
15	(2225) Locomotive repairs	77,880		46	Total miscellaneous operating		
16	(2226) Car and highway revenue equipment repairs	79,987	"		GENERAL	74,515	A11
17	(2227) Other equipment repairs	6,509	"	47	(2261) Administration		
18	(2228) Dismantling retired equipment	4,127	"	48	(2262) Insurance	1,772	"
19	(2229) Retirements—Equipment	1,591	"	49	(2264) Other general expenses	62,589	"
20	(2234) Equipment—Depreciation	36,754	"	50	(2265) General joint facilities—Dr		
21	(2235) Other equipment expenses	32,716	"	51	(2266) General joint facilities—Cr		
22	(2236) Joint maintenance of equipment expenses—Dr			52	Total general expenses	138,876	"
23	(2237) Joint maintenance of equipment expenses—Cr				RECAPITULATION		
24	Total maintenance of equipment	269,487	"	53	Maintenance of way and structures	150,545	"
	TRAFFIC			54	Maintenance of equipment	269,487	"
25	(2240) Traffic expenses	5,551	"	55	Traffic expenses	5,551	"
	TRANSPORTATION—RAIL LINE			56	Transportation—Rail line	677,482	"
26	(2241) Superintendence and dispatching	28,070	"	57	Miscellaneous operations	138,876	"
27	(2242) Station service	86,788	"	58	General expenses		
28	(2243) Yard employees	302,338	"	59	Grand total railway operating expense	1,241,941	
29	(2244) Yard switching fuel	15,192	"				
30	(2245) Miscellaneous yard expenses	59,654	"				
31	(2246) Operating joint yard and terminals—Dr						
60	Operating ratio (ratio of operating expenses to operating revenues)		106.32				
		(Two decimal places required.)					

FILL IN THIS PAGE ONLY IF YOU ARE FILING THIS REPORT WITH A STATE COMMISSION

2003. MISCELLANEOUS PHYSICAL PROPERTIES OPERATED DURING THE YEAR

Give particulars of each class of miscellaneous physical property or plant operated during the year. Group the properties under the heads of the classes of operations to which they are devoted.

In column (a) give the designation used in the respondent's records and the name of the town or city and State in which the property or plant is located, stating whether the respondent's

title is that of ownership or whether the property is held under lease or other incomplete title. All peculiarities of title should be explained in a footnote.

The totals of columns (b), (c), and (d) should agree with the totals of accounts Nos. 502, "Revenue from miscellaneous operations," 534, "Expenses of miscellaneous operations," and 535, "Taxes on miscellaneous operating property" in respondent's Income Account for the Year. If not, differences should be explained in a footnote.

Line No.	Designation and location of property or plant, character of business, and title under which held (a)	Total revenue during the year (Acct. 502) (b)	Total expenses during the year (Acct. 534) (c)	Total taxes applicable to the year (Acct. 535) (d)
1	NONE	\$	\$	\$
2				
3				
4				
5				
6				
7				
8				
9				
10				
11				
12	Total			

2301. SUMMARY STATEMENT OF TRACK MILEAGE WITHIN THE STATE AND OF TITLES THERETO AT CLOSE OF YEAR*

Line No.	Item (a)	Line operated by respondent							
		Class 1: Line owned		Class 2: Line of proprietary companies		Class 3: Line operated under lease		Class 4: Line operated under contract	
		Added during year (b)	Total at end of year (c)	Added during year (d)	Total at end of year (e)	Added during year (f)	Total at end of year (g)	Added during year (h)	Total at end of year (i)
1	Miles of road				4				
2	Miles of second main track								
3	Miles of all other main tracks								
4	Miles of passing tracks, crossovers, and turnouts								
5	Miles of way switching tracks				13				
6	Miles of yard switching tracks				17				
7	All tracks								

Line No.	Item (j)	Line operated by respondent				Line owned but not operated by respondent	
		Class 5: Line operated under trackage rights		Total line operated		Added during year (o)	Total at end of year (p)
		Added during year (k)	Total at end of year (l)	At beginning of year (m)	At close of year (n)		
1	Miles of road			4	4		
2	Miles of second main track						
3	Miles of all other main tracks						
4	Miles of passing tracks, crossovers, and turnouts						
5	Miles of way switching tracks—Industrial						
6	Miles of way switching tracks—Other						
7	Miles of yard switching tracks—Industrial						
8	Miles of yard switching tracks—Other			29	13		
9	All tracks			33	17		

*Entries in columns headed "Added during the year" should show net increases.

FILL IN THIS PAGE ONLY IF YOU ARE FILING THIS REPORT WITH A STATE COMMISSION

2302. RENTS RECEIVABLE**Income from lease of road and equipment**

Line No.	Road leased (a)	Location (b)	Name of lessee (c)	Amount of rent during year (d)
1		NONE		\$
2				
3				
4				
5			Total	

2303. RENTS PAYABLE**Rent for leased roads and equipment**

Line No.	Road leased (a)	Location (b)	Name of lessor (c)	Amount of rent during year (d)
1		NONE		\$
2				
3				
4				
5			Total	

2304. CONTRIBUTIONS FROM OTHER COMPANIES**2305. INCOME TRANSFERRED TO OTHER COMPANIES**

Line No.	Name of contributor (a)	Amount during year (b)	Name of transferee (c)	Amount during year (d)
1	NONE	\$	NONE	\$
2				
3				
4				
5				
6		Total	Total	

Approved by GAO
01/03/30 (RO339)

Schedule 10000.—COMPETITIVE BIDDING — CLAYTON ANTITRUST ACT

Section 10 of the Clayton Antitrust Act (15 U.S.C. 20) states that "no common carrier engaged in commerce shall have any dealings in securities, supplies or other articles of commerce, or shall make or have any contracts for construction or maintenance of any kind, to the amount of more than \$50,000, in the aggregate, in any one year, with another corporation, firm, partnership or association when the said common carrier shall have upon its board of directors or as its president, manager or as its purchasing or selling officer, or agent in the particular transaction, any person who is at the same time a director, manager, or purchasing or selling officer of, or who has any substantial interest in, such other corporation, firm, partnership or association, unless and except such purchases shall be made from, or such dealings shall be made with, the bidder whose bid is the most favorable to such common carrier, to be ascertained by competitive bidding under regulations to be prescribed by rule or otherwise by the Interstate Commerce Commission." The specification for competitive bids as found in the Code of Federal Regulations, Part 1010-Competitive Bids through Part 1010.7, Carriers Subject to the Interstate Commerce Act.

To ensure that this section of the Clayton Antitrust Act and the Commission's regulations are being complied with, all carriers required to file this report should complete this schedule. In column (g), identify the company awarded the bid by including company name and address, name and title of respondent officers, directors, selling officer, purchasing officer and/or general manager that has an affiliation with the seller.

Line No.	Nature of bid (a)	Date Published (b)	Contract number (c)	No. of bidders (d)	Method of awarding bid (e)	Date filed with the Commission (f)	Company awarded bid (g)
1							
2							
3							
4							
5							
6							
7							
8							
9							
10							
11							
12							
13							
14							
15							
16							
17							
18							
19							
20							
21							
22							
23							
24							
25							
26							
27							
28							
29							
30							

INDEX

	Page No.		Page No.
Affiliated companies—Amounts payable to	14	Miscellaneous—Income	29
Investments in	16-17	Charges	29
Amortization of defense projects—Road and equipment owned and leased from others	24	Physical property	4
Balance sheet	4-5	Physical properties operated during year	28
Capital stock	11	Rent income	29
Surplus	25	Rents	29
Car statistics	36	Motor rail cars owned or leased	38
Changes during the year	38	Net income	8
Compensating balances and short-term borrowing arrangements	19B	Oath	39
Compensation of officers and directors	33	Obligations—Equipment	14
Consumption of fuel by motive-power units	32	Officers—Compensation of	33
Contributions from other companies	31	General of corporation, receiver or trustee	2
Debt—Funded, unmatured	11	Operating expenses—Railway	28
In default	26	Revenues—Railway	27
Depreciation base and rates—Road and equipment owned and used and leased from others	19	Ordinary income	8
Leased to others	20	Other deferred credits	26
Reserve—Miscellaneous physical property	25	Charges	26
Road and equipment leased from others	23	Investments	16-17
To others	22	Passenger train cars	37-38
Owned and used	21	Payments for services rendered by other than employees	33
Directors	2	Property (See Investments)	
Compensation of	33	Proprietary companies	14
Dividend appropriations	27	Purposes for which funded debt was issued or assumed	11
Elections and voting powers	3	Capital stock was authorized	11
Employees, Service, and Compensation	32	Rail motor cars owned or leased	38
Equipment—Classified	37-38	Rails applied in replacement	30
Company service	38	Railway operating expenses	28
Covered by equipment obligations	14	Revenues	27
Leased from others—Depreciation base and rates	19	Tax accruals	10A
Reserve	23	Receivers' and trustees' securities	11
To others—Depreciation base and rates	20	Rent income, miscellaneous	29
Reserve	22	Rents—Miscellaneous	29
Locomotives	37	Payable	31
Obligations	14	Receivable	31
Owned and used—Depreciation base and rates	19	Retained income—Appropriated	25
Reserve	21	Unappropriated	10
Or leased not in service of respondent	37-38	Revenue freight carried during year	35
Inventory of	37-38	Revenues—Railway operating	27
Expenses—Railway operating	28	From nonoperating property	30
Of nonoperating property	30	Road and equipment property—Investment in	13
Extraordinary and prior period items	8	Leased from others—Depreciation base and rates	19
Floating equipment	38	Reserve	23
Freight carried during year—Revenue	35	To others—Depreciation base and rates	20
Train cars	37	Reserve	22
Fuel consumed by motive-power units	32	Owned—Depreciation base and rates	19
Cost	32	Reserve	21
Funded debt unmatured	11	Used—Depreciation base and rates	19
Gage of track	30	Reserve	21
General officers	2	Operated at close of year	20
Identity of respondent	2	Owned but not operated	30
Important changes during year	38	Securities (See Investment)	
Income account for the year	7-9	Services rendered by other than employees	33
Charges, miscellaneous	29	Short-term borrowing arrangements—compensating balances	10B
From nonoperating property	30	Special deposits	10C
Miscellaneous	29	State Commission schedules	41-44
Rent	29	Statistics of rail-line operations	34
Transferred to other companies	31	Switching and terminal traffic and car	36
Inventory of equipment	37-38	Stock outstanding	11
Investments in affiliated companies	16-17	Reports	3
Miscellaneous physical property	4	Security holders	3
Road and equipment property	13	Voting power	3
Securities owned or controlled through nonreporting subsidiaries	18	Stockholders	3
Other	16-17	Surplus, capital	25
Investments in common stock of affiliated companies	17A	Switching and terminal traffic and car statistics	36
Loans and notes payable	26	Tax accruals—Railway	10A
Locomotive equipment	37	Ties applied in replacement	30
Mileage operated	30	Tracks operated at close of year	30
Owned but not operated	30	Unmatured funded debt	11
		Verification	29
		Voting powers and elections	3
		Weight of rail	30