


628050 ANNUAL REPORT 1973  
NEW ORLEANS PUBLIC BELT RR

1 OF 1

628050

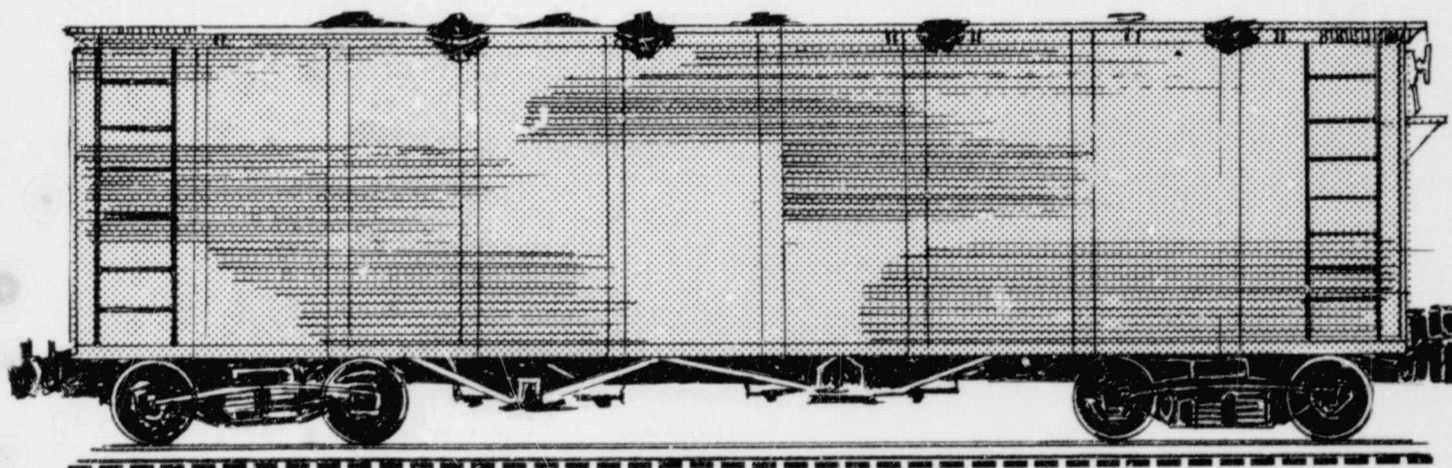
RAIL C

# annual report



125 004812 NEW ORLE 628050

	NEW ORLEANS PUBLIC BELT R.R.
Correct name and address if different than shown.	Full name and address of reporting carrier. (Use mailing label on original, copy in full on duplicate.)



to the  
**Interstate Commerce Commission**

FOR THE YEAR ENDED DECEMBER 31, 1973



## **SPECIAL NOTICE**

The attention of the respondent is directed below to certain particulars, if any, in which this report form differs from the corresponding form for the preceding year. It should be understood that mention is not made of necessary substitutions of dates or, in general, such other things as simple modifications intended to make requirements clearer, other minor adjustments, and typographical corrections.

**Page 2: Schedule 101.** Identity of Respondent

**Page 3: Schedule 107.** Stockholders

**108.** Stockholders Reports

Schedules have been renumbered from 300, 350 and 350A, respectively.

**Page 4: Schedule 200A.** Comparative General Balance Sheet - Assets

**Page 5: Schedule 200L.** Comparative General Balance Sheet - Liabilities and Shareholders' Equity

Titles of accounts 705 and 752, respectively, have been revised to conform with the Uniform System of Accounts for Railroad Companies.

Provision has been made for reporting comparative data of respective assets included in accounts 731 and 732.

**Pages 9-12: Schedule 1001.** Investments in Affiliated Companies

**Schedule 1002.** Other Investments

**Schedule 1201.** Securities, Advances, and Other Intangibles  
Owned or Controlled Through Nonreporting  
Carrier and Noncarrier Subsidiaries

Instructions have been revised to provide for reporting the book value of investments.

**Page 29: Schedule 2501.** Compensation of Officers, Directors, Etc.

Minimum dollar amount has been increased to \$40,000.

**Page 30A: Schedule 2602.** Revenue Freight Carried During the Year

Certain commodity codes were revised to conform with revisions in OMB's Commodity Classification for Transportation Statistics and the AAR's Standard Transportation Commodity Code.

Moon Landrieu	City Hall	5/07/74
Charles A. Levy	1247 I.T.M. Bldg.	10/18/82
F. Evans Farwell	"	10/18/80
Robert E. Elliott	"	10/18/86
W. J. Childress	"	10/18/86
Clifford A. Miller	"	10/18/88
N. N. Gordon	"	10/18/88
Claiborne Perrilliat	"	10/18/74
Alex C. Cocke	"	10/18/74
Albert Hanemann	"	10/18/84
T. R. Spedden	"	10/18/80
J. W. Gehrkin	"	10/18/84
Theodore M. Hickey	"	10/18/76
Lloyd F. Gaubert	"	10/18/82
Paul V. Burke	"	10/18/78
Robert S. Maloney	"	10/18/78
Franklin M. Schilling	"	10/18/76



# ANNUAL REPORT

OF

New Orleans Public Belt RailroadNew Orleans, Louisiana

FOR THE

**YEAR ENDED DECEMBER 31, 1973**

Name, official title, telephone number, and office address of officer in charge of correspondence with the Commission regarding this report:

(Name) J. M. Ball (Title) Assistant General Manager and Secretary-Treasurer & Auditor

(Telephone number) 504 525-6282  
(Area code) (Telephone number)

(Office address) 1247 International Trade Mart Bldg., New Orleans, Louisiana 70130  
(Street and number, City, State, and ZIP code)

# 101. IDENTITY OF RESPONDENT

1. Give the exact name\* by which the respondent was known in law at the close of the year New Orleans Public Belt Railroad
2. State whether or not the respondent made an annual report to the Interstate Commerce Commission for the preceding year, or for any part thereof. If so, in what name was such report made? New Orleans Public Belt Railroad
3. If any change was made in the name of the respondent during the year, state all such changes and the dates on which they were made none
4. Give the location (including street and number) of the main business office of the respondent at the close of the year 1247 International Trade Mart Bldg., New Orleans, Louisiana
5. Give the titles, names, and office addresses of all general officers of the respondent at the close of the year. If there are receivers who are recognized as in the controlling management of the road, give also their names and titles, and the location of their offices.

Line No.	Title of general officer (a)	Name and office address of person holding office at close of year (b)
1	President	<u>Moore Landrieu, City Hall</u>
2	Vice-president	<u>J. R. Spedden - 1247 International Trade Mart Bldg.</u>
3	Secretary	<u>J. N. Ball - 1247 International Trade Mart Bldg.</u>
4	Treasurer	<u>J. N. Ball - 1247 International Trade Mart Bldg.</u>
5	Comptroller or auditor	
6	Attorney or general counsel	<u>Jones, Walker, Warriner, Portier, Carriere &amp; Derogee, 225 Bienville St., N.O., La.</u>
7	General manager	<u>B. B. Webb, Jr. - 1247 International Trade Mart Bldg.</u>
8	General superintendent	
9	General freight agent	
10	General passenger agent	
11	General land agent	
12	Chief engineer	
13		

6. Give the names and office addresses of the several directors of the respondent at the close of the year, and the dates of expiration of their respective terms.

Line No.	Name of director (a)	Office address (b)	Term expires (c)
31			
32			
33			
34			
35			
36			
37			
38			
39			
40			

7. Give the date of incorporation of the respondent 10/8/1904
8. State the character of motive power used Diesel
9. Class of switching and terminal company S-2
10. Under the laws of what Government, State, or Territory was the respondent organized? If more than one, name all. Give reference to each statute and all amendments thereof, effected during the year. If previously effected, show the year(s) of the report(s) setting forth details. If

Organized under Laws of the City of New Orleans and State of Louisiana, Ordinance 2683 NCS adopted by the council of the City of New Orleans, October 4th, 1904, approved October 8, 1904; Act 179 Of 1908 being Amendment to the Constitution of the State of Louisiana, ratified by the Electorate of the State; Act 68 of 1916. Amendment to the Constitution of the State of Louisiana ratified by the Electorate of the State Providing for Construction of Bridge or Tunnels to connect East and West Bank of Mississippi River at New Orleans; Act 167 of 1916 of the General Assembly of the State of Louisiana for the year 1916 authorizing the City of New Orleans to extend, maintain, operate, etc., Public Belt Railroad System beyond the Parish of Orleans to any adjoining parish or parishes. The Public Belt Railroad Commission, created by Ordinance 2683 NCS and Act 179 of 1908 (Constitutional Amendment), is charged with the Construction, Maintenance, Operation and Development of the Public Belt Railroad of New Orleans; all of the above is ratified and superseded by Section 26, 27 and 28 of Article XIV of the Constitution of the State of Louisiana adopted June 18, 1921 and Act 154 of 1928 (Constitutional Amendment) amending aforesaid Section 28 of Article XIV of the Constitution of the State.



# 107. STOCKHOLDERS

Give the names of the 30 security holders of the respondent who, at the date of the latest closing of the stock book or compilation of list of stockholders of the respondent (if within 1 year prior to the actual filing of this report), had the highest voting powers in the respondent, showing for each his address, the number of votes which he would have had a right to cast on that date had a meeting then been in order, and the classification of the number of votes to which he was entitled, with respect to securities held by him, such securities being classified as

common stock, second preferred stock, first preferred stock, and other securities, stating in a footnote the names of such other securities (if any). If any such holder held in trust, give (in a footnote) the particulars of the trust. In the case of voting trust agreements give, as supplemental information on page 33, the names and addresses of the 30 largest holders of the voting trust certificates and the amount of their individual holdings. If the stock book was not closed or the list of stockholders compiled within such year, show such 30 security holders as of the close of the year.

Line No.	Name of security holder	Address of security holder	Number of votes to which security holder was entitled	NUMBER OF VOTES, CLASSIFIED WITH RESPECT TO SECURITIES ON WHICH BASED			
				Common	STOCKS		Other securities with voting power
					Second (e)	First (f)	
(a)	(b)	(c)	(d)	(e)	(f)	(g)	
1							
2							
3							
4							
5							
6							
7							
8							
9							
10							
11							
12							
13							
14							
15							
16							
17							
18							
19							
20							
21							
22							
23							
24							
25							
26							
27							
28							
29							
30							

# 108. STOCKHOLDERS REPORTS

- The respondent is required to send to the Bureau of Accounts, immediately upon preparation, two copies of its latest annual report to stockholders.

Check appropriate box:

☐ Two copies are attached to this report.

☐ Two copies will be submitted \_\_\_\_\_ (date)

☒ No annual report to stockholders is prepared.

# 200A. COMPARATIVE GENERAL BALANCE SHEET—ASSETS

For instructions covering this schedule, see the text pertaining to General Balance Sheet Accounts in the Uniform System of Accounts for Railroad Companies. The entries in this balance sheet should be consistent with those in the supporting schedules on the pages indicated. The entries in column (a) should be restated to conform with the account-

ing requirements followed in column (c). The entries in the short column (b<sub>2</sub>) should be deducted from those in column (b<sub>1</sub>) in order to obtain corresponding entries for column (c). All contra entries hereunder should be indicated in parenthesis.

Line No.	Balance at beginning of year (a)			Account or item (b)	Balance at close of year (c)		
CURRENT ASSETS							
1	\$	49	055	(701) Cash	\$	147 165	
2	1	500	000	(702) Temporary cash investments	2	060 000	
3				(703) Special deposits			
4		13	445	(704) Loans and notes receivable		13 445	
5		221	594	(705) Traffic, car-service and other balances—Debit		486 359	
6	1	188	692	(706) Net balance receivable from agents and conductors			
7		443	515	(707) Miscellaneous accounts receivable	1	697 062	
8				(708) Interest and dividends receivable		45 695	
9				(709) Accrued accounts receivable		21 591	
10				(710) Working fund advances			
11		60	062	(711) Prepayments		38 820	
12		1	172	(712) Material and supplies		324 935	
13		329	020	(713) Other current assets			
14	3	806	555	Total current assets	4	835 072	
SPECIAL FUNDS							
				(b <sub>1</sub> ) Total book assets at close of year	(b <sub>2</sub> ) Respondent's own issues included in (b <sub>1</sub> )		
15				(715) Sinking funds	none	none	
16				(716) Capital and other reserve funds			
17				(717) Insurance and other funds			
18				Total special funds			
INVESTMENTS							
19				(721) Investments in affiliated companies (pp. 10 and 11)			
20				(722) Other investments (pp. 10 and 11)			
21				(723) Reserve for adjustment of investment in securities—Credit			
22				Total investments (accounts 721, 722 and 723)			
PROPERTIES							
				(731) Road and equipment property (p. 7):			
23	18	833	704	Road	18	883 316	
24	2	121	777	Equipment	2	131 870	
25	1	238	148	General expenditures	1	237 712	
26				Other elements of investment			
27				Construction work in progress			
28	22	193	649	Total road and equipment property	22	252 898	
				(732) Improvements on leased property (p. 7):			
29				Road			
30				Equipment			
31				General expenditures			
32				Total improvements on leased property (p. 7):			
33	22	193	649	Total transportation property (accounts 731 and 732)	22	252 898	
34	4	366	303	(735) Accrued depreciation—Road and Equipment (pp. 15 and 16)	4	592 660	
35				(736) Amortization of defense projects—Road and Equipment (p. 18)			
36	4	366	303	Recorded depreciation and amortization (accounts 735 and 736)	4	592 660	
37	17	827	346	Total transportation property less recorded depreciation and amortization (line 33 less line 36)	17	660 238	
38		415	047	(737) Miscellaneous physical property		392 590	
39				(738) Accrued depreciation—Miscellaneous physical property (p. 19)			
40		415	047	Miscellaneous physical property less recorded depreciation (account 737 less 738)		392 590	
41	18	242	393	Total properties less recorded depreciation and amortization (line 37 plus line 40)	18	052 828	
OTHER ASSETS AND DEFERRED CHARGES							
42		19	275	(741) Other assets		5 719	
43				(742) Unamortized discount on long-term debt			
44		374	645	(743) Other deferred charges (p. 20)		391 997	
45		393	920	Total other assets and deferred charges		397 716	
46	22	442	868	TOTAL ASSETS	23	285 616	

NOTE.—See page 5A for explanatory notes, which are an integral part of the Comparative General Balance Sheet.



# 200L. COMPARATIVE GENERAL BALANCE SHEET—LIABILITIES AND SHAREHOLDERS' EQUITY

For instructions covering this schedule, see the text pertaining to General Balance Sheet Accounts in the Uniform System of Accounts for Railroad Companies. The entries in this balance sheet should be consistent with those in the supporting schedules on the pages indicated. The entries in column (a) should be restated to conform with the accounting requirements followed in column (c). The entries in short column (b) should reflect total book liability at the close of year. The entries in the short column (b) should be deducted from those in column (b) in order to obtain corresponding entries for column (c). All contra entries hereunder should be indicated in parenthesis.

ing requirements followed in column (c). The entries in short column (b) should reflect total book liability at the close of year. The entries in the short column (b) should be deducted from those in column (b) in order to obtain corresponding entries for column (c). All contra entries hereunder should be indicated in parenthesis.

Line No.	Balance at beginning of year			Account or item	Balance at close of year		
	(a)			(b)	(c)		
				CURRENT LIABILITIES			
47	\$	-		(751) Loans and notes payable (p. 20)	\$	-	
48		-		(752) Traffic, car-service and other balances—Credit		-	
49	208	130		(753) Audited accounts and wages payable	309	229	
50	133	220		(754) Miscellaneous accounts payable	140	728	
51		-		(755) Interest matured unpaid		-	
52		-		(756) Dividends matured unpaid		-	
53	23	525		(757) Unmatured interest accrued	21	133	
54		-		(758) Unmatured dividends declared		-	
55	211	964		(759) Accrued accounts payable	278	279	
56		-		(760) Federal income taxes accrued		-	
57	13	889		(761) Other taxes accrued	14	756	
58		100		(762) Other current liabilities		100	
59	590	830		Total current liabilities (exclusive of long-term debt due within one year)	764	225	
				LONG-TERM DEBT DUE WITHIN ONE YEAR			
60	658	997		(764) Equipment obligations and other debt (pp. 5B and 8)	(b) Total issued 658,997	(b) Held by or for respondent -	658 997
				LONG-TERM DEBT DUE AFTER ONE YEAR			
61	120	000		(765) Funded debt unmatured (p. 5B)	(b) Total issued 980,000	(b) Held by or for respondent -	980 000
62	1253	962		(766) Equipment obligations (p. 8)	1,154,965	-	1,154 965
63		-		(767) Receivers' and Trustees' securities (p. 5B)	-	-	-
64		-		(768) Debt in default (p. 20)	-	-	-
65		-		(769) Amounts payable to affiliated companies (p. 8)		-	-
66	2	373	962	Total long-term debt due after one year			2 134 965
				RESERVES			
67	20	560		(771) Pension and welfare reserves			54 096
68		-		(772) Insurance reserves			-
69	3	420		(774) Casualty and other reserves			97 839
70	23	980		Total reserves			151 935
				OTHER LIABILITIES AND DEFERRED CREDITS			
71		-		(781) Interest in default			-
72	1	009	871	(782) Other liabilities			1 009 871
73		-		(783) Unamortized premium on long-term debt			-
74	459	831		(784) Other deferred credits (p. 20)			552 064
75		-		(785) Accrued depreciation—Leased property (p. 17)			-
76	1	469	702	Total other liabilities and deferred credits			1 561 935
				SHAREHOLDERS' EQUITY			
				Capital stock (Par or stated value)			
77		-		(791) Capital stock issued:	(b) Total issued	(b) Held by or for company	
78		-		Common stock (p. 5B)	none	none	-
79		-		Preferred stock (p. 5B)	-	-	-
80		-		Total capital stock issued	-	-	-
81		-		(792) Stock liability for conversion			-
82		-		(793) Discount on capital stock			-
				Total capital stock			-
				Capital Surplus			
83		-		(794) Premiums and assessments on capital stock (p. 19)			-
84	486	264		(795) Paid-in surplus (p. 19)			486 264
85	7	000	912	(796) Other capital surplus (p. 19)			7 000 912
86	7	487	176	Total capital surplus			7 487 176
				Retained Income			
87	2	187	845	(797) Retained income—Appropriated (p. 19)			2 187 845
88	7	650	376	(798) Retained income—Unappropriated (p. 22)			8 338 538
89	9	838	221	Total retained income			10 526 383
90		-		Total shareholders' equity			18 013 559
91	22	442	868	TOTAL LIABILITIES AND SHAREHOLDERS' EQUITY			23 285 616

NOTE.—See page 5A for explanatory notes, which are an integral part of the Comparative General Balance Sheet.

## COMPARATIVE GENERAL BALANCE SHEET--EXPLANATORY NOTES

The notes listed below are provided for the purpose of disclosing supplementary information concerning matters which have an important effect on the financial condition of the carrier. The carrier shall give the particulars called for herein and where there is nothing to report, insert the word, "None"; and in addition thereto shall enter in separate notes with suitable particulars other matters involving material amounts of the character commonly disclosed in financial statements under generally accepted accounting and reporting principles, except as shown in other schedules. This includes explanatory statements explaining (1) the procedure in accounting for pension funds including payments to trustees and recording in the accounts pension costs, indicating whether or not consistent with the prior year, and state the amount, as nearly as practicable, of unfunded past service costs; (2) service interruption insurance policies and indicate the amount of indemnity to which respondent will be entitled for work stoppage losses and the maximum amount of additional premium respondent may be obligated to pay in the event such losses are sustained by other railroads; (3) particulars concerning obligations for stock purchase options granted to officers and employees; and (4) what entries have been made for net income or retained income restricted under provisions of mortgages and other arrangements.

1. Show hereunder the estimated accumulated tax reductions realized during current and prior years under section 168 (formerly section 124-A) and under section 167 of the Internal Revenue Code because of accelerated amortization of emergency facilities and accelerated depreciation of other facilities and also depreciation deductions resulting from the use of the new guideline lives, since December 31, 1961, pursuant to Revenue Procedure 62-21 in excess of recorded depreciation. The amount to be shown in each case is the net accumulated reductions in taxes realized less subsequent increases in taxes due to expired or lower allowances for amortization or depreciation as a consequence of accelerated allowances in earlier years. Also, show the estimated accumulated net income tax reduction realized since December 31, 1961, because of the investment tax credit authorized in the Revenue Act of 1962. In the event provision has been made in the accounts through appropriations of surplus or otherwise for the contingency of increase in future tax payments, the amounts thereof and the accounting performed should be shown.

(a) Estimated accumulated net reduction in Federal income taxes since December 31, 1949, because of accelerated amortization of emergency facilities in excess of recorded depreciation under section 168 (formerly section 124-A) of the Internal Revenue Code \$ none

(b) Estimated accumulated savings in Federal income taxes resulting from computing book depreciation under Commission rules and computing tax depreciation using the items listed below \$ none

—Accelerated depreciation since December 31, 1953, under section 167 of the Internal Revenue Code.

—Guideline lives since December 31, 1961, pursuant to Revenue Procedure 62-21.

—Guideline lives under Class Life System (Asset Depreciation Range) since December 31, 1970, as provided in the Revenue Act of 1971.

(c) (i) Estimated accumulated net income tax reduction utilized since December 31, 1961, because of the investment tax credit authorized in the Revenue Act of 1962, as amended \$ none

(ii) If carrier elected, as provided in the Revenue Act of 1971, to account for the investment tax credit under the deferral method, indicate the total deferred investment tax credit in account 784, Other deferred credits, at beginning of year \$ none

Add investment tax credits applied to reduction of current year's tax liability but deferred for accounting purposes \$ none

Deduct deferred portion of prior year's investment tax credit used to reduce current year's tax accrual \$ none

Other adjustments (indicate nature such as recapture on early disposition) \$ none

Total deferred investment tax credit in account 784 at close of year \$ none

(d) Estimated accumulated net reduction in Federal income taxes because of accelerated amortization of certain rolling stock since December 31, 1969, under provisions of Section 184 of the Internal Revenue Code \$ none

(e) Estimated accumulated net reduction in Federal income taxes because of amortization of certain rights-of-way investment since December 31, 1969, under the provisions of Section 185 of the Internal Revenue Code \$ none

2. Amount of accrued contingent interest on funded debt recorded in the balance sheet:

Description of obligation	Year accrued	Account No.	Amount
<u>Interest on Bonds</u>	<u>1973</u>	<u>757</u>	<u>\$ 2,133</u>
			<u>\$ 2,133</u>

3. As a result of dispute concerning the recent increase in per diem rates for use of freight cars interchanged, settlement of disputed amounts has been deferred awaiting final disposition of the matter. The amounts in dispute for which settlement has been deferred are as follows:

Item	As recorded on books				Amount not recorded
	Amount in dispute	Account Nos.		Amount not recorded	
		Debit	Credit		
Per diem receivable.....	\$ <u>          </u>	<u>          </u>	<u>          </u>	\$ <u>none</u>	
Per diem payable.....	\$ <u>19,435</u>	<u>          </u>	<u>          </u>	\$ <u>none</u>	
Net amount.....	\$ <u>19,435</u>	xxxxxx	xxxxxx	\$ <u>none</u>	

4. Amount (estimated, if necessary) of net income, or retained income which has to be provided for capital expenditures, and for sinking and other funds pursuant to provisions of reorganization plans, mortgages, deeds of trust, or other contracts \$ none

5. Estimated amount of future earnings which can be realized before paying Federal income taxes because of unused and available net operating loss carryover on January 1 of the year following that for which the report is made \$ none



## 670. FUNDED DEBT UNMATURED

Give particulars of the various issues of securities in accounts Nos. 764, "Equipment obligations and other debt due within one year" (excluding equipment obligations), and 765, "Funded debt unmatured," at close of the year. Funded debt, as here used, comprises all obligations maturing later than one year after date of issue in accordance with the instructions in the Uniform System of Accounts for Railroad Companies. Show

each issue separately, and make all necessary explanations in footnotes. For the purposes of this report, securities are considered to be *actually issued* when sold to a bona fide purchaser for a valuable consideration, and such purchaser holds free from control by the respondent. All securities actually issued and not reacquired by or for the respondent are considered to be *actually outstanding*. It should be noted that section 20a of

the Interstate Commerce Act makes it unlawful for a carrier to issue or assume any securities, unless and until, and then only to the extent that, the Commission by order authorizes such issue or assumption. Entries in columns (k) and (l) should include interest accrued on funded debt reacquired, matured during the year, even though no portion of the issue is outstanding at the close of the year.

Line No.	Name and character of obligation	Nominal date of issue	Date of maturity	INTEREST PROVISIONS		Total amount nominally and actually issued	Nominally issued and held by or for respondent (Identify pledged securities by symbol "P")	Total amount actually issued	Reacquired and held by or for respondent (Identify pledged securities by symbol "P")	Actually outstanding at close of year	INTEREST DURING YEAR	
				Rate percent per annum	Dates due						Accrued	Actually paid
	(a)	(b)	(c)	(d)	(e)	(f)	(g)	(h)	(i)	(j)	(k)	(l)
1	NOPB RR BONDS	1960	1972-76	3.50	2/1&8/1	700,000	-	700,000	-	420,000	15,108	17,150
2	NOPB RR BONDS	1963	1977-81	3.10	2/1&8/1	700,000	-	700,000	-	700,000	21,700	21,700
	TOTAL BONDS					1,400,000	-	1,400,000	-	1,120,000	36,808	38,850
30	CITY OF NOPB NOTE	1972	1973	4.5	3/1/73	420,000	-	420,000	-	-	3,055	9,372
31	CITY OF NOPB NOTE	1973	1974	4.25	3/1/74	420,000	-	420,000	-	420,000	14,916	8,949
	TOTAL NOTES					840,000	-	840,000	-	420,000	17,971	18,321
	GRAND TOTAL					2,240,000	-	2,240,000	-	51,540,000	54,779	57,171

(a)	(b)	(c)	(d)	(e)	(f)	(g)	(h)	(i)	(j)	(k)
11										
12										
13										
14										
15	Par value of par value or book value of nospar stock canceled: Nominally issued, \$ _____ Actually issued, \$ _____									
16	Amount of receipts outstanding at the close of the year for installments received on subscriptions for stocks _____									
17	Purpose for which issue was authorized† _____									
18	The total number of stockholders at the close of the year was _____									

## 595. RECEIVERS' AND TRUSTEES' SECURITIES

Give particulars of evidences of indebtedness issued and payment of equipment obligations assumed by receivers and trustees under orders of a court as provided for in account No. 767, "Receivers' and trustees' securities." For definition of securities actually issued, and actually outstanding, see instructions for schedule 670.

Line No.	Name and character of obligation  (a)	Nominal date of issue  (b)	Date of maturity  (c)	INTEREST PROVISIONS		Total par value authorized †  (f)	TOTAL PAR VALUE HELD BY OR FOR RESPONDENT AT CLOSE OF YEAR				Total par value actually outstanding at close of year  (i)	INTEREST DURING YEAR											
				Rate percent per annum (d)	Dates due (e)		Nominally issued (g)		Nominally outstanding (h)			Accrued (j)		Actually paid (k)									
						\$				\$					\$				\$				
21																							
22																							
23																							
24																							
25																							
26																							
				</																			

† By the State Board of Railroad Commissioners, or other public authority, if any, having control over the issue of securities; if no public authority has such control, state the purpose and amounts as authorized by the board of directors and approved by stockholders.

A large rectangular area with horizontal ruling lines, intended for handwritten notes or entries.



# 701. ROAD AND EQUIPMENT PROPERTY

1. Give particulars of changes during the year in accounts 731, "Road and equipment property," and 732, "Improvements on leased property," classified in accordance with the Uniform System of Accounts for Railroad Companies.

2. Gross charges during the year should include disbursements made for the specific purpose of purchasing, constructing, and equipping new lines, extensions of old lines, and for additions and betterments. Both the debit and credit involved in each transfer, adjustment, or clearance, between road and equipment accounts, should be included in columns (c) or (d), as may be appropriate, depending on the nature of the item. Adjustments in excess of \$100,000 should be explained. All changes made during the year should be analyzed by primary accounts.

3. Report on line 35 amounts not includable in the primary road accounts. The items reported should be briefly identified and explained in a footnote on page 6. Amounts should be reported on this line only under special circumstances, usually after permission is obtained from the Commission for exceptions to prescribed accounting. Reference to such authority should be made when explaining the amounts reported. Respondents must not make arbitrary changes to the printed stub or column headings without specific authority from the Commission.

Line No.	Account (a)	Balance at beginning of year (b)	Gross charges during year (c)	Credits for property retired during year (d)	Balance at close of year (e)
1	(1) Engineering	914 026	-	1 941	912 085
2	(2) Land for transportation purposes	1 350 906	-	-	1 350 906
3	(2½) Other right-of-way expenditures	-	-	-	-
4	(3) Grading	520 673	3 118	1 198	522 593
5	(5) Tunnels and subways	-	-	-	-
6	(6) Bridges, trestles, and culverts	9 383 342	8 662	5 021	9 386 983
7	(7) Elevated structures	-	-	-	-
8	(8) Ties	886 192	2 303	3 856	884 639
9	(9) Rails	1 210 872	1 023	6 134	1 205 761
10	(10) Other track material	1 151 800	4 457	3 371	1 152 886
11	(11) Ballast	894 982	25 138	385	919 735
12	(12) Track laying and surfacing	755 523	6 237	2 764	758 996
13	(13) Fences, snowsheds, and signs	12 482	-	-	12 482
14	(16) Station and office buildings	231 655	196	-	231 851
15	(17) Roadway buildings	84 443	-	-	84 443
16	(18) Water stations	1 360	-	-	1 360
17	(19) Fuel stations	5 839	-	-	5 839
18	(20) Shops and enginehouses	262 069	1 207	-	263 276
19	(21) Grain elevators	-	-	-	-
20	(22) Storage warehouses	-	-	-	-
21	(23) Wharves and docks	-	-	-	-
22	(24) Coal and ore wharves	-	-	-	-
23	(25) TOFC/COFC terminals	-	-	-	-
24	(26) Communication systems	23 109	7 776	-	30 885
25	(27) Signals and interlockers	520 620	-	-	520 620
26	(29) Power plants	-	-	-	-
27	(31) Power-transmission systems	3 574	-	-	3 574
28	(35) Miscellaneous structures	3 593	-	-	3 593
29	(37) Roadway machines	195 511	14 409	1 292	209 628
30	(38) Roadway small tools	20 236	-	-	20 236
31	(39) Public improvements—Construction	245 860	1 048	-	246 908
32	(43) Other expenditures—Road	(1 202)	-	-	(1 202)
33	(44) Shop machinery	156 248	-	-	156 248
34	(45) Power-plant machinery	-	-	-	-
35	Other (specify and explain)-----	(9)	-	-	(9)
36	TOTAL EXPENDITURES FOR ROAD	18 833 704	75 574	25 962	18 883 316
37	(52) Locomotives	1 862 745	-	-	1 862 745
38	(53) Freight-train cars	94 739	-	-	94 739
39	(54) Passenger-train cars	-	-	-	-
40	(55) Highway revenue equipment	-	-	-	-
41	(56) Floating equipment	-	-	-	-
42	(57) Work equipment	104 044	1 018	-	105 062
43	(58) Miscellaneous equipment	60 249	12 957	5 882	69 324
44	TOTAL EXPENDITURES FOR EQUIPMENT	2 121 777	13 975	3 882	2 131 870
45	(71) Organization expenses	-	-	-	-
46	(76) Interest during construction	860 917	-	456	860 461
47	(77) Other expenditures—General	377 251	-	-	377 251
48	TOTAL GENERAL EXPENDITURES	1 238 168	-	456	1 237 712
49	TOTAL	22 193 649	89 549	30 300	22 252 898
50	(80) Other elements of investment	-	-	-	-
51	(90) Construction work in progress	-	-	-	-
52	GRAND TOTAL	22 193 649	89 549	30 300	22 252 898

## 801. PROPRIETARY COMPANIES

Give particulars called for regarding each inactive proprietary corporation of the respondent (i. e., one all of whose outstanding stocks or obligations are held by or for the respondent without

any accounting to the said proprietary corporation). It may also include such line when the actual title to all of the outstanding stocks or obligations rests in a corporation controlled by or

controlling the respondent; but in the case of any such inclusion, the facts of the relation to the respondent of the corporation holding the securities should be fully set forth in a footnote.

[illegible]

**901. AMOUNTS PAYABLE TO AFFILIATED COMPANIES**

Give full particulars of the amounts payable by the respondent to affiliated companies, as defined in connection with account No. 769, "Amounts payable to affiliated companies," in the Uniform System of Accounts for Railroad Companies. If

any such debt is evidenced by notes, each note should be separately shown in column (a). Entries in columns (e) and (f) should include interest accruals and interest payments on nonnegotiable debt retired during the year, even though no

portion of the issue remained outstanding at the close of the year. Show, also, in a footnote, particulars of interest charged to cost of property.

Line No.	Name of creditor company (a)	Rate of interest (b) %	Balance at beginning of year (c)			Balance at close of year (d)			Interest accrued during year (e)			Interest paid during year (f)		
			\$			\$			\$			\$		
21	<i>None</i>													
22														
23														
24														
25														
26														
27	TOTAL													

## 302. EQUIPMENT COVERED BY EQUIPMENT OBLIGATIONS

Give the particulars called for regarding the equipment obligations included in the balance outstanding in accounts Nos. 764, "Equipment obligations and other debt due within one year," and 766, "Equipment obligations," at the close of the year. In

column (a) show the name by which the equipment obligation is designated and in column (b) show the classes of equipment and the number of units covered by the obligation together with other details of identification. In column (c) show current rate of

interest, in column (d) show the contract price at which the equipment is acquired, and in column (e) the amount of cash paid upon acceptance of the equipment.

Line No.	Designation of equipment obligation (a)	Description of equipment covered (b)	Current rate of interest (c)	Contract price of equipment acquired (d)	Cash paid on acceptance of equipment (e)	Actually outstanding at close of year (f)	Interest accrued during year (g)	Interest paid during year (h)
41	1st Nat'l Bank of Cincinnati	Five (5) Diesel Locomotives	6 %	\$ 1 489 194	\$ -	\$ 1 253 962	\$ 78 442	\$ 78 442
42								
43								
44								
45								
46								
47								
48								
49								
50								



# GENERAL INSTRUCTIONS CONCERNING RETURNS IN SCHEDULES 1001 AND 1002

1. Schedules 1001 and 1002 should give particulars of stocks, bonds, other secured obligations, unsecured notes, and investment advances of other corporations held by respondent at the close of the year specifically as investments, including obligations of the United States, of a State or local government, or of an individual, so held, in accounts Nos. 715, "Sinking funds"; 716, "Capital and other reserve funds"; 721, "Investments in affiliated companies"; 722, "Other investments"; and 717, "Insurance and other funds"; investments made, disposed of, or written down during the year; and dividends and interest credited to income. Securities of affiliated companies are reportable in schedule No. 1001. Securities of nonaffiliated companies are reportable in schedule No. 1002, however, investments included in account Nos. 715, 716 and 717 held by trustees in lieu of cash deposits required under the governing instrument are to be excluded from this schedule. If any advances reported are pledged, give particulars in a footnote. For definition of affiliated companies, see the rules governing account No. 721, "Investments in affiliated companies," in the Uniform System of Accounts for Railroad Companies.

2. These investments should be subdivided to show the book value pledged, unpledged, and held in fund accounts. Under "pledged" include the book value of securities recorded in accounts Nos. 721, "Investments in affiliated companies," and 722, "Other investments," which are deposited with some pledgee or other trustee, or held subject to the lien of a chattel mortgage, or subject to any other restriction or condition which makes them unavailable for general corporate purposes. "Unpledged" should include all securities held by or for the respondent free from any lien or restriction, recorded in the accounts mentioned above. Under "In sinking, insurance, and other funds" include the book value of securities recorded in accounts Nos. 715, "Sinking funds"; 716, "Capital and other reserve funds"; and 717, "Insurance and other funds."

3. List the investments in the following order and show a total for each group and each class of investments by accounts in numerical order:

(A) Stocks:

- (1) Carriers—active.
- (2) Carriers—inactive.
- (3) Noncarriers—active.
- (4) Noncarriers—inactive.

(B) Bonds (including U. S. Government Bonds):

(C) Other secured obligations:

(D) Unsecured notes:

(E) Investment advances:

4. The classification of classes (B), (C), (D), and (E) should be the same as that provided for class (A).

5. By carriers, as the term is here used, is meant companies owning or operating railroads, facilities auxiliary thereto such as bridges, ferries, union depots, and other terminal facilities, sleeping cars, parlor cars, dining cars, freight cars, stockyards, express service and facilities, electric railway highway motor vehicles, steamboats and other marine transportation equipment, pipe lines (other than those for transportation of water), and other instrumentalities devoted to the transportation of persons or property for hire. Telegraph and telephone companies are not meant to be included.

6. Noncarrier companies should, for the purposes of these schedules, include telephone companies, telegraph companies, mining companies, manufacturing companies, hotel companies, etc. Purely "holding companies" are to be classed as noncarrier companies, even though the securities held by such companies are largely or entirely those issued or assumed by carriers.

7. By an active corporation is meant one which maintains an organization for operating property or administering its financial affairs. An inactive corporation is one which has been practically absorbed in a controlling corporation, and which neither operates property nor administers its financial affairs; if it maintains an organization it does so only for the purpose of complying with legal requirements and maintaining title to property or franchises.

8. In case any adjustments in book values thereof have been made during the year, a detailed statement thereof should be given on page 33 of this form.

9. Classify the securities according to the classification given above, showing the subclass by means of letters and figures in columns (a) and (b). Indicate by means of an arbitrary mark in column (c) the obligation in support of which any security is pledged, mortgaged, or otherwise encumbered, giving names and other important particulars of such obligations in footnotes.

10. Entries in column (c) should show date of maturity of bonds and other evidences of indebtedness. Obligations of the same designation which mature serially may be reported as "Serially 19----- to 19-----."

11. If the cost of any investment made during the year differs from the book value reported, explain the matter in a footnote. By "cost" is meant the consideration given minus accrued interest or dividends included therein.

12. These schedules should not include any securities issued or assumed by respondent.

## 1001. INVESTMENTS IN AFFILIATED COMPANIES (See page 9 for Instructions)

Line No.	Account No.	Class No.	Name of issuing company and description of security held, also lien reference, if any	Extent of control	INVESTMENTS AT CLOSE OF YEAR	
					BOOK VALUE OF AMOUNT HELD AT CLOSE OF YEAR	
					Pledged	Unpledged
(a)	(b)	(c)	(d)	(e)	(f)	
1				%		
2						
3						
4						
5						
6						
7						
8						
9						
10						

## 1002. OTHER INVESTMENTS (See page 9 for Instructions)

Line No.	Account No.	Class No.	Name of issuing company or government and description of security held, also lien reference, if any	INVESTMENTS AT CLOSE OF YEAR	
				BOOK VALUE OF AMOUNT HELD AT CLOSE OF YEAR	
				Pledged	Unpledged
(a)	(b)	(c)	(d)	(e)	
21					
22					
23					
24					
25					
26					
27					
28					
29					
30					
31					



## 1001. INVESTMENTS IN AFFILIATED COMPANIES—Concluded

INVESTMENTS AT CLOSE OF YEAR		Book value of investments made during year (i)	INVESTMENTS DISPOSED OF OR WRITTEN DOWN DURING YEAR		DIVIDENDS OR INTEREST DURING YEAR		Line No.
BOOK VALUE OF AMOUNT HELD AT CLOSE OF YEAR			Book value* (j)	Selling price (k)	Rate (l)	Amount credited to income (m)	
In sinking, insurance, and other funds (g)	Total book value (h)						
\$	\$	\$	\$	\$	%	\$	
							1
							2
							3
							4
							5
							6
							7
							8
							9
							10

None

## 1002. OTHER INVESTMENTS—Concluded

INVESTMENTS AT CLOSE OF YEAR		Book value of investments made during year (h)	INVESTMENTS DISPOSED OF OR WRITTEN DOWN DURING YEAR		DIVIDENDS OR INTEREST DURING YEAR		Line No.	
BOOKVALUE OF AMOUNT HELD AT CLOSE OF YEAR			Book value* (i)	Selling price (j)	Rate (k)	Amount credited to income (l)		
In sinking, insurance, and other funds (f)	Total book value (g)		\$	\$	%	\$		
		None					21	
								22
								23
								24
								25
								26
								27
								28
								29
								30
								31

None

\*Identify all entries in this column which represent a reduction in the book value of securities by symbol and give full explanation in a footnote in each case.

**1201. SECURITIES, ADVANCES, AND OTHER INTANGIBLES OWNED OR CONTROLLED THROUGH NONREPORTING CARRIER AND NONCARRIER SUBSIDIARIES**

1. Give particulars of investments represented by securities and advances (including securities issued or assumed by respondent), and of other intangible property, indirectly owned or controlled by respondent through any subsidiary which does not report to the Commission under the provisions of Part 1 of the Interstate Commerce Act, without regard to any question of whether the company issuing the securities, or the obligor, is controlled by the subsidiary.

2. This schedule should include all securities, open account advances, and other intangible property owned or controlled by nonreporting companies shown in schedule 1001, as well as those owned or controlled by any other organization or individual whose action respondent is enabled to determine.

3. Investments in U. S. Treasury obligations may be combined in a single item.

Line No.	Class No.	Name of issuing company and security or other intangible thing in which investment is made (list on same line in second section and in same order as in first section)	Total book value of investments at close of the year			Book value of investments made during the year			INVESTMENTS DISPOSED OF OR WRITTEN DOWN DURING YEAR					
									Book value			Selling price		
	(a)	(b)	(c)			(d)			(e)			(f)		
			\$			\$			\$			\$		
1														
2														
3														
4														
5														
6														
7														
8														
9														
10														
11														
12														
13														
14														
15														
16														
17														
18														
19														
20														
21														
22														
23														
24														

Line No.	Names of subsidiaries in connection with things owned or controlled through them													
	(g)													
1														
2														
3														
4														
5														
6														
7														
8														
9														
10														
11														
12														
13														
14														
15														
16														
17														
18														
19														
20														
21														
22														
23														
24														



# 1302. DEPRECIATION BASE AND RATES—ROAD AND EQUIPMENT OWNED AND USED AND LEASED FROM OTHERS

1. Show in columns (b) and (e), for each primary account, the depreciation base used in computing the depreciation charges for the month of January and in columns (c) and (f) show the depreciation base used in computing the depreciation charges for the month of December; in columns (d) and (g) show the composite rates used in computing the depreciation charges for the month of December, and on lines 30 and 39 of these columns show the composite percentage for all road and equipment accounts, respectively, ascertained by applying the primary account composite rates to the depreciation base used in computing the charges for December and dividing the total so computed by the total depreciation base for the same month. The depreciation base should not include the cost of equipment, used but not owned, when the rents therefor are included in the rent for equipment accounts Nos. 536 to 540, inclusive. It should include the cost of equipment owned and leased to others when the rents therefrom are included in the rent for equipment accounts Nos. 503 to 507, inclusive. The composite rates used should be those prescribed or otherwise authorized by the Commission, except that where the use of component rates has been authorized, the com-

posite rates to be shown for the respective primary accounts should be recomputed from the December charges developed by the use of the authorized rates. If any changes in rates were effective during the year, give full particulars in a footnote.

2. All leased properties may be combined and one composite rate computed for each primary account, or a separate schedule may be included for each such property.

3. Show in columns (e), (f), and (g), data applicable to property, used but not owned, when the rent therefor is included in account No. 542. Report data applicable to improvements to such property, the cost of which is included in account 732, in columns (b), (c) and (d).

4. If the depreciation base for accounts 1, 2½, 3, 5, and 39 includes non-depreciable property, a statement to that effect should be made in a footnote.

5. If depreciation accruals have been discontinued for any account, the depreciation base should be reported nevertheless in support of depreciation reserves. Authority for the discontinuance of accruals should be shown in a footnote indicating the account(s) affected.

Line No.	Account (a)	OWNED AND USED				LEASED FROM OTHERS			
		DEPRECIATION BASE		Annual composite rate (percent) (d)		DEPRECIATION BASE		Annual composite rate (percent) (g)	
		At beginning of year (b)	At close of year (c)			At beginning of year (e)	At close of year (f)		
		\$	\$	%		\$	\$	%	
1	ROAD								
2	(1) Engineering	914 027	912 086	0 95					
3	(2½) Other right-of-way expenditures	-	-	-					
4	(3) Grading	520 673	522 424	0 03					
5	(5) Tunnels and subways	-	-	-					
6	(6) Bridges, trestles, and culverts	9 383 343	9 384 984	1 05					
7	(7) Elevated structures	-	-	-					
8	(13) Fences, snowsheds, and signs	12 482	12 482	2 00					
9	(16) Station and office buildings	231 654	231 850	1 40					
10	(17) Roadway buildings	84 443	84 443	2 50					
11	(18) Water stations	1 361	1 361	2 90					
12	(19) Fuel stations	5 839	5 839	2 50					
13	(20) Shops and enginehouses	262 069	262 069	1 75					
14	(21) Grain elevators	-	-	-					
15	(22) Storage warehouses	-	-	-					
16	(23) Wharves and docks	-	-	-					
17	(24) Coal and ore wharves	-	-	-					
18	(25) TOFC/COFC terminals	-	-	-					
19	(26) Communication systems	23 110	30 031	2 85					
20	(27) Signals and interlockers	520 620	520 620	2 90					
21	(29) Power plants	-	-	-					
22	(31) Power-transmission systems	3 575	3 575	4 00					
23	(35) Miscellaneous structures	3 594	3 594	2 10					
24	(37) Roadway machines	195 511	208 627	5 20					
25	(39) Public improvements—Construction	265 860	246 907	3 40					
26	(44) Shop machinery	156 248	156 248	2 60					
27	(45) Power-plant machinery	-	-	-					
28	All other road accounts	-	-	-					
29	Amortization (other than defense projects)	-	-	-					
30	Total road	12 564 409	12 589 140	1 25		-	-	-	-
31	EQUIPMENT								
32	(52) Locomotives	1 862 748	1 862 748	3 92					
33	(53) Freight-train cars	94 740	94 740	5 18					
34	(54) Passenger-train cars	-	-	-					
35	(55) Highway revenue equipment	-	-	-					
36	(56) Floating equipment	-	-	-					
37	(57) Work equipment	104 043	104 838	3 35					
38	(58) Miscellaneous equipment	60 246	67 626	9 31					
39	Total equipment	2 121 777	2 129 952	4 12		-	-	-	-
40	GRAND TOTAL	14 686 186	14 719 092	xx xx		-	-	-	-

## 1303. DEPRECIATION BASE AND RATES—ROAD AND EQUIPMENT LEASED TO OTHERS

1. This schedule is to be used in cases where the related depreciation reserve is carried in the accounts of the respondent, and the rent therefrom is included in account No. 509.

2. Show in columns (b) and (c), for each primary account, the depreciation base used in computing the depreciation for the months of January and December, respectively, with respect to road and equipment owned by the respondent but leased to others, the depreciation charges for which are not includable in operating expenses of the respondent, but for which the depreciation reserve is recorded in the accounts of the respondent. If the base for road is other than the original cost or estimated original cost as found by the Commission's Bureau of Accounts, brought to a current date by the respondent from its Order No. 3 records and accounts, or is other than ledger value for equipment, a full explanation should be given.

3. In column (d) show the composite rates used in computing the depreciation for the month of December and on lines 29 and 38 of this column show the composite percentage for all road and equipment accounts, respectively, ascertained by applying the primary accounts composite rates to the depreciation base used in computing the depreciation for December and dividing the total so computed by the depreciation base.

4. If the depreciation base for accounts 1, 2½, 3, 5, and 39 includes nondepreciable property, a statement to that effect should be made in a footnote.

5. If depreciation accruals have been discontinued for any account, the depreciation base should be reported nevertheless in support of depreciation reserves. Authority for the discontinuance of accruals should be shown in a footnote indicating the account(s) affected.

Line No.	Account (a)	DEPRECIATION BASE						Annual composite rate (percent) (d)	
		Beginning of year (b)			Close of year (c)				%
		\$			\$				
1	ROAD								
2	(1) Engineering.....								
3	(2½) Other right-of-way expenditures.....								
4	(3) Grading.....								
5	(5) Tunnels and subways.....								
6	(6) Bridges, trestles, and culverts.....								
7	(7) Elevated structures.....								
8	(13) Fences, snowsheds, and signs.....								
9	(16) Station and office buildings.....								
10	(17) Roadway buildings.....								
11	(18) Water stations.....								
12	(19) Fuel stations.....								
13	(20) Shops and enginehouses.....								
14	(21) Grain elevators.....								
15	(22) Storage warehouses.....								
16	(23) Wharves and docks.....								
17	(24) Coal and ore wharves.....								
18	(25) TOFC/COFC terminals.....								
19	(26) Communication systems.....								
20	(27) Signals and interlockers.....								
21	(29) Power plants.....								
22	(31) Power-transmission systems.....								
23	(35) Miscellaneous structures.....								
24	(37) Roadway machines.....								
25	(39) Public improvements—Construction.....								
26	(44) Shop machinery.....								
27	(45) Power-plant machinery.....								
28	All other road accounts.....								
29	Total road.....								
30	EQUIPMENT								
31	(52) Locomotives.....								
32	(53) Freight-train cars.....								
33	(54) Passenger-train cars.....								
34	(55) Highway revenue equipment.....								
35	(56) Floating equipment.....								
36	(57) Work equipment.....								
37	(58) Miscellaneous equipment.....								
38	Total equipment.....								
39	GRAND TOTAL.....							XX	XX



## 1501. DEPRECIATION RESERVE—ROAD AND EQUIPMENT OWNED AND USED

1. Give the particulars called for hereunder with respect to credits and debits to account No. 735, "Accrued depreciation—Road and Equipment," during the year relating to road and equipment owned and used. This schedule should not include any entries for depreciation of equipment, used but not owned, when the rents therefor are included in the rent for equipment accounts Nos. 536 to 540, inclusive. It should include entries for depreciation of equipment owned but not used when the rents therefrom are included in the rent for equipment accounts Nos. 503 to 507, inclusive. (See schedule 1502 for the reserve relating to road and equipment owned but not used by the respondent.) If any

entries are made for "Other credits" or "Other debits," state the facts occasioning such entries. A debit balance in column (b) or (g) for any primary account should be shown in red or designated "Dr."

2. If there is any inconsistency between the credits to the reserve as shown in column (c) and the charges to operating expenses, a full explanation should be given.

3. All credits or debits to the reserve representing amortization other than for defense projects, if a general amortization program has been authorized, should be entered on line 29.

Line No.	Account (a)	Balance at beginning of year (b)			CREDITS TO RESERVE DURING THE YEAR				DEBITS TO RESERVE DURING THE YEAR				Balance at close of year (g)		
					Charges to operating expenses (c)		Other credits (d)		Retirements (e)		Other debits (f)				
		\$			\$		\$		\$		\$		\$		
1	ROAD														
2	(1) Engineering	221	629		8	675							230	304	
3	(2½) Other right-of-way expenditures		-			-								-	
4	(3) Grading	5	020			157							5	177	
5	(5) Tunnels and subways		-			-								-	
6	(6) Bridges, trestles, and culverts	2	780	855	98	539			2	780			2	876	644
7	(7) Elevated structures		-			-								-	
8	(13) Fences, snowsheds, and signs	9	731			249							9	980	
9	(16) Station and office buildings	53	719		3	245							56	964	
10	(17) Roadway buildings	36	117		2	111							38	228	
11	(18) Water stations		855			39								894	
12	(19) Fuel stations	3	650			146							3	796	
13	(20) Shops and enginehouses	103	637		4	586							108	223	
14	(21) Grain elevators		-			-								-	
15	(22) Storage warehouses		-			-								-	
16	(23) Wharves and docks		-			-								-	
17	(24) Coal and ore wharves		-			-								-	
18	(25) TOFC/COFC terminals		-			-								-	
19	(26) Communication systems	13	468			722							14	190	
20	(27) Signals and interlockers	359	719		15	098							374	817	
21	(29) Power plants		-			-								-	
22	(31) Power-transmission systems	1	045			143							1	188	
23	(35) Miscellaneous structures	2	231			75							2	306	
24	(37) Roadway machines	99	545		10	508			11	014			99	039	
25	(39) Public improvements—Construction	160	241		8	392							168	633	
26	(44) Shop machinery*	98	448		4	063							102	511	
27	(45) Power-plant machinery*		-			-								-	
28	All other road accounts		-			-								-	
29	Amortization (other than defense projects)		-			-								-	
30	Total road	3	949	910	156	748		-	13	794		-	4	092	864
31	EQUIPMENT														
32	(52) Locomotives	95	309		73	020							168	329	
33	(53) Freight-train cars	285	896		4	908							290	804	
34	(54) Passenger-train cars		-			-								-	
35	(55) Highway revenue equipment		-			-								-	
36	(56) Floating equipment		-			-								-	
37	(57) Work equipment	16	264		3	492							19	756	
38	(58) Miscellaneous equipment	18	924		5	720			3	737			20	907	
39	Total equipment	416	393		87	140		-	3	737		-	499	796	
40	GRAND TOTAL	4	366	303	243	888		-	17	531		-	4	592	660

\*Chargeable to account 2223.

## 1502. DEPRECIATION RESERVE—ROAD AND EQUIPMENT LEASED TO OTHERS

1. This schedule is to be used in cases where the depreciation reserve is carried in the accounts of the respondent, and the rent therefrom is included in account No. 509.

2. Give the particulars called for hereunder with respect to credits and debits to account No. 735, "Accrued depreciation—Road and Equipment," during the year relating to road and equipment leased to others,

the depreciation charges for which are not includable in operating expenses of the respondent. (See schedule 1501 for the reserve relating to road and equipment owned and used by the respondent.)

3. If any entries are made for "Other credits" and "Other debits," state the facts occasioning such entries. A debit balance in columns (b) or (g) for any primary account should be shown in red or designated "Dr."

Line No.	Account	Balance at beginning of year			CREDITS TO RESERVE DURING THE YEAR						DEBITS TO RESERVE DURING THE YEAR						Balance at close of year		
					Charges to others			Other credits			Retirements			Other debits					
		\$			\$			\$			\$			\$			\$		
1	ROAD																		
2	(1) Engineering																		
3	(2½) Other right-of-way expenditures																		
4	(3) Grading																		
5	(5) Tunnels and subways																		
6	(6) Bridges, trestles, and culverts																		
7	(7) Elevated structures																		
8	(13) Fences, snowsheds, and signs																		
9	(16) Station and office buildings																		
10	(17) Roadway buildings																		
11	(18) Water stations																		
12	(19) Fuel stations																		
13	(20) Shops and enginehouses																		
14	(21) Grain elevators																		
15	(22) Storage warehouses																		
16	(23) Wharves and docks																		
17	(24) Coal and ore wharves																		
18	(25) TOFC/COFC terminals																		
19	(26) Communication systems																		
20	(27) Signals and interlockers																		
21	(29) Power plants																		
22	(31) Power-transmission systems																		
23	(35) Miscellaneous structures																		
24	(37) Roadway machines																		
25	(39) Public improvements—Construction																		
26	(44) Shop machinery																		
27	(45) Power-plant machinery																		
28	All other road accounts																		
29	Total road																		
30	EQUIPMENT																		
31	(52) Locomotives																		
32	(53) Freight-train cars																		
33	(54) Passenger-train cars																		
34	(55) Highway revenue equipment																		
35	(56) Floating equipment																		
36	(57) Work equipment																		
37	(58) Miscellaneous equipment																		
38	Total equipment																		
39	GRAND TOTAL																		

None

None



## 1503. DEPRECIATION RESERVE—ROAD AND EQUIPMENT LEASED FROM OTHERS

1. Give full particulars called for hereunder with respect to credits and debits to account No. 785, "Accrued depreciation—Leased property," during the year relating to road and equipment leased from others, the depreciation charges for which are includable in operating expenses of the respondent.

2. Show in column (c) amounts which were charged to operating expenses, and in column (f) show payments made to the lessor in settlement thereof. A full explanation should be given of all entries in columns (d) and (f).

3. Any inconsistency between the credits to the reserve as shown in column (c) and the charges to operating expenses should be fully explained.

4. Show in column (e) the debits to the reserve arising from retirements.

5. If settlement for depreciation is made currently between lessee and lessor, and no debits or credits to account No. 785 are made by the accounting company, show in column (c) the charges to operating expenses and in column (f) show payments made to the lessor in settlement thereof.

Line No.	Account (a)	Balance at beginning of year (b)		CREDITS TO RESERVE DURING THE YEAR		DEBITS TO RESERVE DURING THE YEAR		Balance at close of year (g)	
				Charges to operating expenses (c)	Other credits (d)	Retirements (e)	Other debits (f)		
		\$		\$	\$	\$	\$	\$	
1	ROAD								
2	(1) Engineering.....								
3	(2) Other right-of-way expenditures.....								
4	(3) Grading.....								
5	(5) Tunnels and subways.....								
6	(6) Bridges, trestles, and culverts.....								
7	(7) Elevated structures.....								
8	(13) Fences, snowsheds, and signs.....								
9	(16) Station and office buildings.....								
10	(17) Roadway buildings.....								
11	(18) Water stations.....								
12	(19) Fuel stations.....								
13	(20) Shops and enginehouses.....								
14	(21) Grain elevators.....								
15	(22) Storage warehouses.....								
16	(23) Wharves and docks.....								
17	(24) Coal and ore wharves.....								
18	(25) TOFC/COFC terminals.....								
19	(26) Communication systems.....								
20	(27) Signals and interlocks.....								
21	(29) Power plants.....								
22	(31) Power-transmission systems.....								
23	(35) Miscellaneous structures.....								
24	(37) Roadway machines.....								
25	(39) Public improvements—Construction.....								
26	(44) Shop machinery*.....								
27	(45) Power-plant machinery*.....								
28	All other road accounts.....								
29	Total road.....								
30	EQUIPMENT								
31	(52) Locomotives.....								
32	(53) Freight-train cars.....								
33	(54) Passenger-train cars.....								
34	(55) Highway revenue equipment.....								
35	(56) Floating equipment.....								
36	(57) Work equipment.....								
37	(58) Miscellaneous equipment.....								
38	TOTAL EQUIPMENT.....								
39	GRAND TOTAL.....								

\*Chargeable to account 2223.

## 1605. AMORTIZATION OF DEFENSE PROJECTS—ROAD AND EQUIPMENT OWNED AND LEASED FROM OTHERS

1. Show in columns (b) to (e) the amount of base of road and equipment property for which amortization reserve is provided in account No. 736, "Amortization of defense projects—Road and Equipment" of the respondent. If the amortization base is other than the ledger value stated in the investment account, a full explanation should be given.

2. Show in columns (f) to (i) the balance at the close of the year and all credits and debits during the year in reserve account No. 736, "Amortization of defense projects—Road and Equipment."

3. The information requested for "Road" by columns (b) through (i) may be shown by projects amounting to \$100,000

or more, or by single entries as "Total road" in line 28. If reported by projects, each project should be briefly described, stating kind, location, and authorization date and number. Projects amounting to less than \$100,000 should be combined in a single entry designated "Minor items, each less than \$100,000."

4. Any amounts included in columns (b) and (f), and in column (h) affecting operating expenses, should be fully explained.

Line No.	Description of property or account (a)	BASE												RESERVE											
		Debits during year (b)			Credits during year (c)			Adjustments (d)			Balance at close of year (e)			Credits during year (f)			Debits during year (g)			Adjustments (h)			Balance at close of year (i)		
		\$	XX	XX	\$	XX	XX	\$	XX	XX	\$	XX	XX	\$	XX	XX	\$	XX	XX	\$	XX	XX	\$	XX	XX
1	ROAD:	XX	XX	XX	XX	XX	XX	XX	XX	XX	XX	XX	XX	XX	XX	XX	XX	XX	XX	XX	XX	XX	XX	XX	XX
2																									
3																									
4																									
5																									
6																									
7																									
8																									
9																									
10																									
11																									
12																									
13																									
14																									
15																									
16																									
17																									
18																									
19																									
20																									
21																									
22																									
23																									
24																									
25																									
26																									
27																									
28	TOTAL ROAD																								
29	EQUIPMENT:	XX	XX	XX	XX	XX	XX	XX	XX	XX	XX	XX	XX	XX	XX	XX	XX	XX	XX	XX	XX	XX	XX	XX	
30	(52) Locomotives																								
31	(53) Freight-train cars																								
32	(54) Passenger-train cars																								
33	(55) Highway revenue equipment																								
34	(56) Floating equipment																								
35	(57) Work equipment																								
36	(58) Miscellaneous equipment																								
37	Total equipment																								
38	GRAND TOTAL																								



### 1607. DEPRECIATION RESERVE—MISCELLANEOUS PHYSICAL PROPERTY

Give particulars of the credits and debits during the year to account No. 738, "Accrued depreciation—Miscellaneous physical property," for each item or group of property for which depreciation was accrued; also the balances at the beginning of the year and at the close of the year in the reserve for each such item or group of property.

Show in column (f) the percentage or composite rate used by the respondent for computing the amount of depreciation credited to the account. Each item amounting to \$50,000 or more should be stated; items less than \$50,000 may be combined in a single entry designated "Minor items, each less than \$50,000."

Line No.	Item (Kind of property and location) (a)	Balance at beginning of year (b)	Credits during year (c)	Debits during year (d)	Balance at close of year (e)	Rates (percent) (f)	Base (g)
		\$	\$	\$	\$	%	\$
1							
2							
3							
4							
5							
6							
7							
8							
9							
10							
11							
12							
13							
14							
15	TOTAL						

### 1608. CAPITAL SURPLUS

Give an analysis in the form called for below of capital surplus accounts. In column (a) give a brief description of the item added or deducted, and in column (b) insert the contra account number to which the amount stated in column (c), (d), or (e) was charged or credited.

Line No.	Item (a)	Contra account number (b)	ACCOUNT NO.	794. Premiums and assess- ments on capital stock (c)	795. Paid-in surplus (d)	796. Other capital surplus (e)
				\$	\$	\$
31	Balance at beginning of year	x x x			486 264	7 000 912
32	Additions during the year (describe):					
33						
34						
35						
36						
37	Total additions during the year	x x x				
38	Deductions during the year (describe):					
39						
40						
41						
42	Total deductions	x x x				
43	Balance at close of year	x x x			486 264	7 000 912

### 1609. RETAINED INCOME—APPROPRIATED

Give an analysis in the form called for below of account No. 797, "Retained income—Appropriated."

Line No.	Class of appropriation (a)	Credits during year (b)	Debits during year (c)	Balance at close of year (d)
		\$	\$	\$
61	Additions to property through retained income			
62	Funded debt retired through retained income			2 187 845
63	Sinking fund reserves			
64	Miscellaneous fund reserves			
65	Retained income—Appropriated (not specifically invested)			
66	Other appropriations (specify):			
67				
68				
69				
70				
71				
72				
73				
74	TOTAL			2 187 845

## 1701. LOANS AND NOTES PAYABLE

Give particulars of the various creditors and the character of the transactions involved in the current liability account No. 751, "Loans and notes payable."

List every item in excess of \$100,000, giving the information indicated in the column headings.

For creditors whose balances were severally less than \$100,000, a single

entry may be made under a caption "Minor accounts, each less than \$100,000."

Entries in columns (g) and (h) should include interest accruals and interest payments on loans and notes payable retired during the year, even though no portion of the issue remained outstanding at the close of the year.

Line No.	Name of creditor (a)	Character of liability or of transaction (b)	Date of issue (c)	Date of maturity (d)	Rate of interest (e)	Balance at close of year (f)	Interest accrued during year (g)	Interest paid during year (h)
					%	\$	\$	\$
1								
2								
3								
4								
5								
6								
7								
8								
9								
TOTAL								

## 1702. DEBT IN DEFAULT

Give particulars for amounts included in Balance Sheet Account No. 768, "Debt in default," giving particulars for each security outstanding even though the amount be less than \$100,000.

Entries in columns (g) and (h) should include interest accruals and

interest payment on matured funded debt retired during the year, even though no portion of the debt remained outstanding at the close of the year.

Line No.	Name of security (a)	Reason for nonpayment at maturity (b)	Date of issue (c)	Date of maturity (d)	Rate of interest (e)	Total par value actually outstanding at close of year (f)	Interest accrued during year (g)	Interest paid during year (h)
					%	\$	\$	\$
21								
22								
23								
24								
25								
26								
TOTAL								

## 1703. OTHER DEFERRED CHARGES

Give an analysis of the above-entitled account as of the close of the year, showing in detail each item or subaccount amounting to \$100,000 or more. Items less than \$100,000 may be combined into a single entry

designated "Minor items, each less than \$100,000." In case the character of any item is not fully disclosed by the entries in the columns hereunder, make a full explanation in a footnote.

Line No.	Description and character of item or subaccount (a)	Amount at close of year (b)
		\$
41		
42		
43		
44		
45		
46		
47		
48		
49		
50		
TOTAL		

## 1704. OTHER DEFERRED CREDITS

Give an analysis of the above-entitled account as of the close of the year, showing in detail each item or subaccount amounting to \$100,000 or more. Items less than \$100,000 may be combined into a single entry

designated "Minor items, each less than \$100,000." In case the character of any item is not fully disclosed by the entries in the columns hereunder, make a full explanation in a footnote.

Line No.	Description and character of item or subaccount (a)	Amount at close of year (b)
		\$
61		
62		
63		
64		
65		
66		
67		
68		
69		
TOTAL		



## 1901. INCOME ACCOUNT FOR THE YEAR

1. Give the Income Account of the respondent for the year in accordance with the rules prescribed in the Uniform System of Accounts for Railroad Companies. All contra entries hereunder should be indicated in parentheses.

2. Any unusual accruals involving substantial amounts included in columns (b) and (d) on lines 9 to 63, inclusive, should be fully explained in a footnote.

3. Give the particulars called for on lines 71 to 92, inclusive, with respect to net accruals of taxes on railway property and U.S. Government taxes. Substantial adjustments included in the amounts reported should be explained.

4. On page 21A show an analysis and distribution of Federal income taxes.

Line No.	Item (a)	Amount applicable to the year (b)			Line No.	Item (c)	Amount applicable to the year (d)		
		\$					\$		
1	ORDINARY ITEMS				51	FIXED CHARGES			
2	RAILWAY OPERATING INCOME				52	(542) Rent for leased roads and equipment (p. 73)			
3	(501) Railway operating revenues (p. 23)		465	521	53	(546) Interest on funded debt:			
4	(531) Railway operating expenses (p. 24)		384	349	54	(a) Fixed interest not in default		115	251
5	Net revenue from railway operations		624	172	55	(b) Interest in default			
6	(532) Railway tax accruals		449	849	56	(547) Interest on unfunded debt		20	10
7	Railway operating income		174	323	57	(548) Amortization of discount on funded debt			
8	RENT INCOME				58	Total fixed charges		135	557
9	(503) Hire of freight cars and highway revenue freight equipment—Credit balance				59	Income after fixed charges (lines 56, 58)		333	638
10	(504) Rent from locomotives		2	094	60	OTHER DEDUCTIONS			
11	(506) Rent from passenger-train cars				61	(546) Interest on funded debt			
12	(506) Rent from floating equipment				62	(c) Contingent interest			
13	(507) Rent from work equipment		2	542	63	Ordinary income (lines 59, 62)		333	638
14	(508) Joint facility rent income		145	298					
15	Total rent income		149	934	64	EXTRAORDINARY AND PRIOR PERIOD ITEMS			
16	RENTS PAYABLE				65	(570) Extraordinary items - Net Cr. (Dr.) (p. 21B)		354	524
17	(536) Hire of freight cars and highway revenue freight equipment—Debit balance		237	073	66	(580) Prior period items - Net Cr. (Dr.) (p. 21B)			
18	(537) Rent for locomotives				67	(590) Federal income taxes on extraordinary and prior period items - Debit (Credit) (p. 21B)			
19	(538) Rent for passenger-train cars				68	Total extraordinary and prior period items - Cr. (Dr.)		354	524
20	(539) Rent for floating equipment				69	Net income transferred to Retained Income		683	162
21	(540) Rent for work equipment					Unappropriated			
22	(541) Joint facility rents		13	019	70	ANALYSIS OF ACCOUNT 602, RAILWAY TAX ACCRUALS			
23	Total rents payable		250	092	71	United States Government taxes:			
24	Net rents (lines 15, 23)		100	158	72	Income taxes			
25	Net railway operating income (lines 7, 24)		74	165	73	Old age retirement		392	818
26	OTHER INCOME				74	Unemployment insurance		57	031
27	(502) Revenue from miscellaneous operations (p. 24)				75	All other United States taxes			
28	(509) Income from lease of road and equipment (p. 27)		14	904	76	Total—U.S. Government taxes		449	849
29	(510) Miscellaneous rent income (p. 25)		35	625	77	Other than U.S. Government taxes:			
30	(511) Income from nonoperating property (p. 26)		80	096	78				
31	(512) Separately operated properties—Profit				79				
32	(513) Dividend income				80				
33	(514) Interest income		126	122	81				
34	(516) Income from sinking and other reserve funds				82				
35	(517) Release of premiums on funded debt				83				
36	(518) Contributions from other companies (p. 27)				84				
37	(519) Miscellaneous income (p. 25)		161	854	85				
38	Total other income		408	601	86				
39	Total income (lines 25, 38)		482	766	87				
40	MISCELLANEOUS DEDUCTIONS FROM INCOME				88				
41	(534) Expenses of miscellaneous operations (p. 24)				89				
42	(535) Taxes on miscellaneous operating property (p. 24)				90				
43	(543) Miscellaneous rents (p. 25)		1	324	91	Total—Other than U.S. Government taxes			
44	(544) Miscellaneous tax accruals				92	Grand Total—Railway tax accruals (account 562)		449	849
45	(545) Separately operated properties—Loss								
46	(549) Maintenance of investment organization								
47	(550) Income transferred to other companies (p. 27)								
48	(551) Miscellaneous income charges (p. 25)		12	253					
49	Total miscellaneous deductions		13	577					
50	Income available for fixed charges (lines 39, 49)		469	189					

\*Enter name of State.

NOTE.—See page 21B for explanatory notes, which are an integral part of the Income Account for the Year.

## 1801. INCOME ACCOUNT FOR THE YEAR -- Continued

## ANALYSIS OF FEDERAL INCOME TAXES

Line No.	Item (a)	Amount (b)
101	Provision for income taxes based on taxable net income recorded in the accounts for the year -----	\$-----
102	Net decrease (or increase) in tax because of computing book depreciation under Commission rules and computing tax depreciation using the items listed below-----	\$-----
	-Accelerated depreciation under section 167 of the Internal Revenue Code.	
	-Guideline lives pursuant to Revenue Procedure 62-21.	
	-Guideline lives under Class Life System (Asset Depreciation Range) as provided in the Revenue Act of 1971.	
103	Net increase (or decrease) because of accelerated amortization of facilities under section 168 of the Internal Revenue Code for tax purposes and different basis used for book depreciation-----	\$-----
104	(a) Indicate method elected by carrier, as provided in the Revenue Act of 1971, to account for the investment tax credit.	
	Flow-through----- Deferral-----	
	(b) If flow-through method was elected, indicate net decrease (or increase) in tax accrual because of investment tax credit-----	\$-----
	(c) If deferral method was elected, indicate amount of investment tax credit utilized as a reduction of tax liability for current year-----	\$-----
	Deduct amount of current year's investment tax credit applied to reduction of tax liability but deferred for accounting purposes-----	(-----)
	Balance of current year's investment tax credit used to reduce current year's tax accrual-----	\$-----
	Add amount of prior years' deferred investment tax credits being amortized and used to reduce current year's tax accrual-----	\$-----
	Total decrease in current year's tax accrual resulting from use of investment tax credits-----	\$-----
105	Net decrease (or increase) because of accelerated amortization of certain rolling stock under section 184 of the Internal Revenue Code and basis use for book depreciation-----	\$-----
106	Net decrease (or increase) because of amortization of certain rights-of-way investment under section 185 of the Internal Revenue Code-----	\$-----
	Tax consequences, material in amount, of other unusual and significant items excluded from the income recorded in the accounts for the year or where tax consequences are disproportionate to related amounts recorded in income accounts: (Describe)	
107		
108		
109		
110		
111		
112		
113		
114		
115		
116		
117	Net applicable to the current year-----	
118	Adjustments applicable to previous years (net debit or credit), except carry-backs and carry-overs-----	
119	Adjustments for carry-backs-----	
120	Adjustments for carry-overs-----	
121	Total-----	
	Distribution:	
122	Account 532-----	
123	Account 590-----	
124	Other (Specify)-----	
125		
126	Total-----	

NOTE: The amount shown on line 72 should equal line 122; the amount shown on line 121 should equal line 126.



## INCOME ACCOUNT FOR THE YEAR—EXPLANATORY NOTES

The space below is provided for the purpose of disclosing additional information concerning items of income for the current year. Each carrier shall give the particulars of items herein. Enter in separate notes with suitable explanation, amounts included in income accounts in connection with any unusual and material accrual or changeover in accounting practice; and other matters of the character commonly disclosed in financial statements under generally accepted accounting and reporting principles. Minor items which have no consequential effect on net income for the year need not be reported. If carrier

has nothing to report, insert the word "None." The tax consequences of use of accelerated depreciation and tax guideline service lives, the investment tax credit, as well as other unusual and significant tax items and matters, are to be disclosed in the section below Schedule 1801, "Income account for the year," pertaining to the analysis of Federal income taxes. However, the explanation of items included in accounts 570, "Extraordinary items"; 580, "Prior period items"; and 590 "Federal income taxes on extraordinary and prior period items" are to be disclosed below.

## Profit on Sale of Land

M. M. Investment Co.	-	\$ 297,470
Dart, Henry, & Sharp	-	<u>57,054</u>
		\$ 354,524

Approved by L.C.C. Accounting Board  
on February 11, 1974.

## 1901. RETAINED INCOME—UNAPPROPRIATED

1. Show hereunder the items of the Retained Income Accounts of the respondent for the year, classified in accordance with the Uniform System of Accounts for Railroad Companies.

2. All contra entries hereunder should be indicated in parentheses.

3. Indicate under "Remarks" the amount of assigned Federal income tax consequences, accounts 606 and 616.

Line No.	Item (a)	Amount (b)	Remarks (c)
	<b>CREDITS</b>		
1	(602) Credit balance transferred from Income (p. 21) -----	\$ 688,167	
2	(606) Other credits to retained income† -----	-	Net of Federal income taxes \$ <u>none</u>
3	(622) Appropriations released -----	-	
4	Total -----	688,167	
	<b>DEBITS</b>		
5	(612) Debit balance transferred from Income (p. 21) -----	-	
6	(616) Other debits to retained income† -----	-	Net of Federal income taxes \$ <u>none</u>
7	(620) Appropriations for sinking and other reserve funds -----	-	
8	(621) Appropriations for other purposes -----	-	
9	(623) Dividends (p. 23) -----	-	
10	Total -----	-	
11	Net increase during year* -----	688,167	
12	Balance at beginning of year (p. 5)* -----	7,450,376	
13	Balance at end of year (carried to p. 5)* -----	8,138,538	

\*Amount in parentheses indicates debit balance.

†Show principal items in detail.





## 2002. RAILWAY OPERATING EXPENSES

1. State the railway operating expenses of the respondent for the year, classifying them in accordance with the Uniform System of Accounts for Railroad Companies.

2. Any unusual accruals involving substantial amounts included in columns (b) and (d) should be fully explained in a footnote.

Line No.	Name of railway operating expense account (a)	Amount of operating expenses for the year (b)			Name of railway operating expense account (c)	Amount of operating expenses for the year (d)		
		\$	x x	x x		\$	x x	x x
	<b>MAINTENANCE OF WAY AND STRUCTURES</b>		x x	x x	<b>TRANSPORTATION—RAIL LINE</b>		x x	x x
1	(2201) Superintendence.....		112	476	(2241) Superintendence and dispatching.....	254	197	
2	(2202) Roadway maintenance.....	1	074	526	(2242) Station service.....	50	801	
3	(2203) Maintaining structures.....		29	636	(2243) Yard employees.....	1	409	536
4	(2203½) Retirements—Road.....			-	(2244) Yard switching fuel.....	62	037	
5	(2204) Dismantling retired road property.....		2	748	(2245) Miscellaneous yard expenses.....	198	133	
6	(2208) Road property—Depreciation.....		148	991	(2246) Operating joint yards and terminals—Dr.....	44	588	
7	(2209) Other maintenance of way expenses.....		268	085	(2247) Operating joint yards and terminals—Cr.....	(99)	(128)	
8	(2210) Maintaining joint tracks, yards, and other facilities—Dr.....		36	313	(2248) Train employees.....		-	
9	(2211) Maintaining joint tracks, yards, and other facilities—Cr.....		(896)	(019)	(2249) Train fuel.....		-	
10	Total maintenance of way and structures.....		796	756	(2251) Other train expenses.....		-	
11	<b>MAINTENANCE OF EQUIPMENT</b>		x x	x x	(2252) Injuries to persons.....	138	224	
12	(2221) Superintendence.....		68	275	(2253) Loss and damage.....	17	126	
13	(2222) Repairs to shop and power-plant machinery.....		1	247	(2254) Other casualty expenses.....	85	528	
14	(2223) Shop and power-plant machinery—Depreciation.....		4	063	(2255) Other rail and highway transportation expenses.....	199	193	
15	(2224) Dismantling retired shop and power-plant machinery.....			-	(2256) Operating joint tracks and facilities—Dr.....		-	
16	(2225) Locomotive repairs.....		102	145	(2257) Operating joint tracks and facilities—Cr.....	(27)	(560)	
17	(2226) Car and highway revenue equipment repairs.....		85	172	Total transportation—Rail line.....	2	332	675
18	(2227) Other equipment repairs.....		13	271	<b>MISCELLANEOUS OPERATIONS</b>		x x	x x
19	(2228) Dismantling retired equipment.....			-	(2258) Miscellaneous operations.....		-	
20	(2229) Retirements—Equipment.....			-	(2259) Operating joint miscellaneous facilities—Dr.....		-	
21	(2234) Equipment—Depreciation.....		98	378	(2260) Operating joint miscellaneous facilities—Cr.....		-	
22	(2235) Other equipment expenses.....		64	507	<b>GENERAL</b>		x x	x x
23	(2236) Joint maintenance of equipment expenses—Dr.....			-	(2261) Administration.....	232	822	
24	(2237) Joint maintenance of equipment expenses—Cr.....		(2)	(784)	(2262) Insurance.....	6	565	
25	Total maintenance of equipment.....		434	294	(2264) Other general expenses.....	80	580	
26	<b>TRAFFIC</b>		x x	x x	(2265) General joint facilities—Dr.....		-	
27	(2240) Traffic expenses.....		2	844	(2266) General joint facilities—Cr.....	(45)	(187)	
28					Total general expenses.....	274	780	
29					<b>GRAND TOTAL RAILWAY OPERATING EXPENSES.....</b>	3	844	349

30 Operating ratio (ratio of operating expenses to operating revenues), 86.02 percent. (Two decimal places required.)

## 2003. MISCELLANEOUS PHYSICAL PROPERTIES OPERATED DURING THE YEAR

Give particulars of each class of miscellaneous physical property or plant operated during the year. Group the properties under the heads of the classes of operations to which they are devoted.

In column (a) give the designation used in the respondent's records and the name of the town or city and State in which the property or plant is located, stating whether the respondent's title is that of ownership or whether the property is held under lease or other

incomplete title. All peculiarities of title should be explained in a footnote.

The totals of columns (b), (c), and (d) should agree with the totals of accounts Nos. 502, "Revenue from miscellaneous operations," 534, "Expenses of miscellaneous operations," and 535, "Taxes on miscellaneous operating property" in respondent's Income Account for the Year. If not, differences should be explained in a footnote.

Line No.	Designation and location of property or plant, character of business, and title under which held (a)	Total revenue during the year (Acct. 502) (b)			Total expenses during the year (Acct. 534) (c)			Total taxes applicable to the year (Acct. 535) (d)		
		\$			\$			\$		
35										
36										
37										
38										
39										
40										
41										
42										
43										
44										
45										
46										
	<b>TOTAL</b>									



## 2101. MISCELLANEOUS RENT INCOME

Line No.	DESCRIPTION OF PROPERTY		Name of lessee (c)	Amount of rent (d)	
	Name (a)	Location (b)			
1	New Orleans Public Belt Railroad			\$	
2					
3	Minor items, each less than \$50,000				20 255
4					
5	Mississippi River Bridge				
6					
7	Minor items, each less than \$50,000				15 370
8					
9					
TOTAL					35 625

## 2102. MISCELLANEOUS INCOME

Line No.	Source and character of receipt (a)	Gross receipts (b)			Expenses and other deductions (c)	Net miscellaneous income (d)
21	New Orleans Public Belt Railroad	\$			\$	
22						
23	Minor items, each less than \$50,000					11 332
24						
25	Mississippi River Bridge					
26						
27	Minor items, each less than \$50,000					140 522
28						
29	TOTAL		-		-	151 854

## 2103. MISCELLANEOUS RENTS

Line No.	DESCRIPTION OF PROPERTY		Name of lessor (c)	Amount charged to income (d)	
	Name (a)	Location (b)			
31	New Orleans Public Belt Railroad				
32					
33	Right-of-way	Industrial Canal, N.O., La.	At of Comm. Port of N.O.		102
34					
35	Minor items, each less than \$50,000				1 222
36					
37					
38					
39					
TOTAL					1 324

## 2104. MISCELLANEOUS INCOME CHARGES

Line No.	Description and purpose of deduction from gross income (a)	Amount (b)	
41	New Orleans Public Belt Railroad	\$	
42			
43	Minor items, each less than \$50,000		10 528
44			
45			
46	Mississippi River Bridge		
47			
48	Minor items, each less than \$50,000		1 225
49			
50			
TOTAL			12 253

## 2201. INCOME FROM NONOPERATING PROPERTY

Line No.	Designation (a)	Revenues or Income (b)	Expenses (c)	Net income or loss (d)	Taxes (e)
1	Minor items, each less than \$50,000			\$ 80 096	
2					
3					
4					
5					
6					
7	TOTAL	-	-	80 096	-

## 2202. MILEAGE OPERATED (ALL TRACKS)†

Give particulars called for concerning all tracks operated by respondent at the close of the year. Way switching tracks include station, team, industry, and other switching tracks for which no separate switching service is maintained. Yard switching tracks include classification, house, team, industry, and other tracks switched by yard locomotives in yards where separate switching services are maintained. Tracks belonging to an industry for which no rent is payable should not be reported. Switching and Terminal Companies report on line 26 only.

## 2203. MILEAGE OPERATED—BY STATES

Line Haul Railways show single track only.  
Switching and Terminal Companies show all tracks.

Line No.	Line in use (a)	Owned (b)	Proprietary companies (c)	Leased (d)	Operated under contract (e)	Operated under track- age rights (f)	Total operated (g)	State (h)	Owned (i)	Proprietary companies (j)	Leased (k)	Operated under contract (l)	Operated under track- age rights (m)	Total operated (n)
21	Single or first main track													
22	Second and additional main tracks													
23	Passing tracks, cross-overs, and turn-outs													
24	Way switching tracks													
25	Yard switching tracks													
26	TOTAL	150 04	-	-	-	-	148 30	Louisiana	150 04	-	-	-	-	148 30

2215. Show, by States, mileage of tracks owned but not operated by respondent: First main track, \_\_\_\_\_; second and additional main tracks, \_\_\_\_\_; industrial tracks, \_\_\_\_\_; yard track and sidings, \_\_\_\_\_; total, all tracks, \_\_\_\_\_†

2216. Road is completed from (Line Haul Railways only)\* \_\_\_\_\_ to \_\_\_\_\_ Total distance, \_\_\_\_\_ miles

2217. Road located at (Switching and Terminal Companies only)\* Orleans Parish and Jefferson Parish Louisiana

2218. Gage of track 4 ft. 8 1/2 in. 2219. Weight of rail 85 lb. per yard.

2220. Kind and number per mile of crossties Crossties Gum & Untreated Cypress

2221. State number of miles electrified: First main track, none; second and additional main tracks, none; passing tracks, cross-overs, and turn-outs, none; way switching tracks, none; yard switching tracks, none

2222. Ties applied in replacement during year: Number of crossties 15,567; average cost per tie, \$6.77; number of feet (B. M.) of switch and bridge ties, 283,480; average cost per M feet (B. M.), \$341.98

2223. Rail applied in replacement during year: Tons (2,000 pounds), 322; weight per yard, 90; average cost per ton, \$109.40

\*Insert names of places.

†Mileage should be stated to the nearest hundredth of a mile.

## EXPLANATORY REMARKS

Footnote — Schedule 2202

0.17 Miles of Track Leased to Regulos Bros. Iron Corp.

0.08 " " " " " M&JRR & H&O RR Co.

1.05 " " " " " T&M Terminal RR. of N.O.

0.34 " " " " " International Harvester

0.10 " " " " " I.C.G. RR.

1.74



**2301. RENTS RECEIVABLE**  
**INCOME FROM LEASE OF ROAD AND EQUIPMENT**

Line No.	Road leased (a)	Location (b)	Name of lessee (c)	Amount of rent during year (d)
	Road leased (a)	Location (b)	Name of lessee (c)	Amount of rent during year
	0.17 Miles	Track @ New Orleans	Degelos Bros. Grain Corp.	800
	0.08 "	Yard @ New Orleans	ML & TRR & T&NO RR Co.	1 255
	1.05 "	Track @ New Orleans	TPMP Term. RR of N.O.	10 651
	0.34 "	" " "	International Harvester	1 627
	- -	" " "	Kaiser Aluminum	6
	- -	" " "	N.O. Public Bulk Terminal	43
	0.10 Miles	" " "	ICG RR	522
			Total	14 904

11				
12				
13				
14				
15				
			TOTAL	

**2303. CONTRIBUTIONS FROM OTHER COMPANIES**

**2304. INCOME TRANSFERRED TO OTHER COMPANIES**

Line No.	Name of contributor (a)	Amount during year (b)	Name of transferee (c)	Amount during year (d)
21		\$		\$
22				
23				
24				
25				
26				
		TOTAL		TOTAL

**2305.** Describe fully all liens upon any of the property of the respondent at the close of the year, and all mortgages, deeds of trust, and other instruments whereby such liens were created. Describe also all property subject to the said several liens. This inquiry covers judgment liens, mechanics' liens, etc., as well as liens based on contract. If there were no liens of any character upon any of the property of the respondent at the close of the year, state that fact.

*None*

## 2401. EMPLOYEES, SERVICE, AND COMPENSATION

1. Give particulars of the average number of employees of various classes in the service of the respondent, of service rendered by such employees, and of compensation paid therefor during the year. Employees are to be counted and classified and their service and compensation reported in accordance with the Commission's Rules Governing the Classification of Railroad Employees and Reports of their Service and Compensation, effective January 1, 1951.

2. Averages called for in column (b) should be the average of twelve middle-of-month counts.

3. Pensioners rendering no service are not to be included in the count, nor is any compensation paid them to be included hereunder.

4. If any of the general officers served without compensation or were carried on the payrolls of another company, those facts should be stated in a footnote.

5. If any compensation was paid or is payable under labor awards of the current year, include the amount applicable to the current year in column (d) and show the portion applicable to prior years (back pay) in a footnote, by groups of employees. For purposes of this report, labor awards are intended to cover adjustments resulting from the decisions of Wage Boards and voluntary awards by the respondent incident thereto.

6. This schedule does not include old-age retirement, and unemployment insurance taxes.

Line No.	Classes of employees (a)	Average number of employees (b)	Total service hours (c)	Total compensation (d)	Remarks (e)
1	TOTAL (executives, officials, and staff assistants)	8	22 520	130 167	
2	TOTAL (professional, clerical, and general)	57	124 320	593 939	
3	TOTAL (maintenance of way and structures)	102	180 144	828 919	
4	TOTAL (maintenance of equipment and stores)	39	80 412	419 132	
5	TOTAL (transportation—other than train, engine, and yard)	-	-	-	
6	TOTAL (transportation—yardmasters, switch tenders, and hostlers)	10	25 293	156 621	Engl. Foreman & Hostlers: Back Pay \$3,557 Period 7/14/71 - 8/21/71; pd. 1/15/73
7	TOTAL, ALL GROUPS (except train and engine)	216	432 689	2,128 778	
8	TOTAL (transportation—train and engine)	101	197 187	1,174 765	
9	GRAND TOTAL	317	629 876	3,303 543	

Amount of foregoing compensation (excluding back pay for prior years) that is chargeable to account No. 531, "Railway operating expenses": \$3,167,704

## 2402. CONSUMPTION OF FUEL BY MOTIVE-POWER UNITS

1. Show hereunder the quantities of the various kinds of fuel consumed by locomotives and motor or other self-propelled rail cars in the service of respondent during the year, and the number of kilowatt-hours for such tractive equipment as was propelled by electricity.

2. The ton of 2,000 pounds should be used.

Line No.	Kind of service (a)	A. LOCOMOTIVES (STEAM, ELECTRIC, AND OTHER)					B. RAIL MOTOR CARS (GASOLINE, OIL-ELECTRIC, ETC.)		
		Diesel oil (gallons) (b)	Gasoline (gallons) (c)	Electricity (kilowatt-hours) (d)	STEAM		Electricity (kilowatt-hours) (g)	Gasoline (gallons) (h)	Diesel oil (gallons) (i)
					Coal (tons) (e)	Fuel oil (gallons) (f)			
31	Freight	-	-	-	-	-	-	-	-
32	Passenger	-	-	-	-	-	-	-	-
33	Yard switching	406,832	-	-	-	-	-	-	-
34	TOTAL TRANSPORTATION	406,832	-	-	-	-	-	-	-
35	Work train	-	-	-	-	-	-	-	-
36	GRAND TOTAL	406,832	-	-	-	-	-	-	-
37	TOTAL COST OF FUEL*	61,103	-	XXXX	-	-	XXXX	-	-

\*Show cost of fuel charged to yard and train service (accounts Nos. 2244 and 2249). The cost stated for the various kinds of fuel should be the total charges in the accounts specified, including freight charges and handling expenses. The cost stated for electric current should be the total charges in the accounts enumerated. Fuel and power consumed by mixed and special trains that are predominantly freight should be included in freight service, but where the service of mixed or special trains is predominantly passenger, the fuel and power used should be included in passenger service.



## 2501. COMPENSATION OF OFFICERS, DIRECTORS, ETC.

Give the name, position, salary, and other compensation, such as bonus, commission, gift, reward, or fee, of each of the five persons named in Sections 5 and 6 of Schedule 101 of this report to whom the respondent paid the largest amount during the year covered by this report as compensation for current or past service over and above necessary expenses incurred in discharge of duties, and in addition, all other officers, directors, pensioners, or employees, if any, to whom the respondent similarly paid \$40,000 or more. If more convenient, this schedule may be filled out for a group of companies considered as one system and shown only in the report of the principal company in the system, with references thereto in the reports of the other companies. Any large "other compensation"

should be explained in a footnote. If salary of an individual was changed during the year, show salary before each change as well as at close of year. If an officer, director, etc., receives compensation from more than one transportation company (whether a subsidiary or not) or from a subsidiary company, reference to this fact should be made if his aggregate compensation amounts to \$40,000 or more and the detail as to division of the salary should be stated. By salary (column (c)) is meant the annual rate at which an employee is paid, rather than the amount actually paid for a part of a year when the salary is changed. Also when a 10 percent (or other percent) reduction is made, the net rate and not the basic rate should be shown.

Line No.	Name of person (a)	Title (b)	Salary per annum as of close of year (see instructions) (c)	Other compensation during the year (d)
1	<i>P. A. Webb, Jr.</i>	<i>General Manager</i>	\$ 25 766	—
2	<i>J. T. Ball</i>	<i>Secretary, Treasurer &amp; Auditor</i>	21 780	—
3				
4				
5				
6	<i>Jonas, Walker, Wacchler, Portier, &amp; Co. &amp; Donaghy</i>	<i>General Counsel</i>	25 000	—
7				
8	<i>The President &amp; President Pro-Tem</i>		—	—
9	<i>serve without compensation</i>			
10				
11				
12				
13				
14				
15				

## 2502. PAYMENTS FOR SERVICES RENDERED BY OTHER THAN EMPLOYEES

In the form below give information concerning payments, fees, retainers, commissions, gifts, contributions, assessments, bonuses, pensions, subscriptions, allowances for expenses, or any form of payments amounting in the aggregate of \$20,000 or more during the year to any corporation, institution, association, firm, partnership, committee, or any person (other than one of respondent's employees covered in schedule 2501 in this annual report) for services or as a donation, except that with respect to contributions under \$20,000 which are made in common with other carriers under a joint arrangement in payment for the performance of services or as a donation, each such contribution shall be reported, irrespectively of the amount thereof, if the total amount paid by all contributors for the performance of the particular service is equal to the sum of \$20,000 or more.

To be included are, among others, payments, directly or indirectly, for legal, medical, engineering, advertising, valuation, accounting, statistical, financial, educational, entertainment, charitable, advisory, defensive, detective, developmental, research, appraisal, registration, purchasing, architectural, and hospital services; payments for expert testimony and for handling wage disputes; and payments for services of banks, bankers, trust companies, insurance companies, brokers, trustees, promoters, solicitors, consultants, actuaries, investigators, inspectors, and efficiency engineers. Payments to the various railway associations, commissions,

committees, bureaus, boards, and other organizations maintained jointly by railways shall also be included. The cauterization of these kinds of payments should not be understood as excluding other payments for services not excluded below.

To be excluded are: Rent of buildings or other property, taxes payable to the Federal, State, or local Governments, payments for heat, light, power, telegraph, and telephone services, and payments to other carriers on the basis of lawful tariff charges or for the interchange of equipment between carriers, as well as other payments for services which both as to their nature and amount may reasonably be regarded as ordinarily connected with the routine operation, maintenance, or construction of a railroad, but any special and unusual payments for services should be reported. Payments of \$20,000 or more to organizations maintained jointly by railways with other railways are not to be excluded even if their services are regarded as routine.

If more convenient, this schedule may be filled out for a group of roads considered as one system and shown only in the report of the principal road in the system, with references thereto in the reports of the other roads.

If any doubt exists in the mind of the reporting officer as to the reportability of any type of payment, request should be made for a ruling before filing this report.

Line No.	Name of recipient (a)	Nature of service (b)	Amount of payment (c)
31			\$
32			
33			
34			
35			
36			
37			
38			
39			
40			
41			
42			
43			
44			
45			
46			
			TOTAL

## 2601. STATISTICS OF RAIL-LINE OPERATIONS. [For Road Haul Traffic Only]

Give the various statistical items called for concerning the rail-line operations of respondent's road during the year. Motor car and trailer miles, if any, should be included. Highway traffic to be excluded. Locomotive unit-miles should include all miles made by each locomotive unit. Use 150 pounds as the average weight per passenger and four tons as the average weight of contents of each head-end car.

Item No.	Item (a)	Freight trains (b)			Passenger trains (c)			Total transportation service (d)			Work trains (e)		
1	Average mileage of road operated (whole number required).....										X X	X X	X X
	TRAIN-MILES												
2	Total (with locomotives).....												
3	Total (with motorcars).....												
4	TOTAL TRAIN-MILES.....												
	LOCOMOTIVE UNIT-MILES												
5	Road service.....										X X	X X	X X
6	Train switching.....										X X	X X	X X
7	Yard switching.....										X X	X X	X X
8	TOTAL LOCOMOTIVE UNIT-MILES.....										X X	X X	X X
	CAR-MILES												
9	Loaded freight cars.....										X X	X X	X X
10	Empty freight cars.....										X X	X X	X X
11	Caboose.....										X X	X X	X X
12	TOTAL FREIGHT CAR-MILES.....										X X	X X	X X
13	Passenger coaches.....										X X	X X	X X
14	Combination passenger cars (mail, express, or baggage, etc., with passenger).....										X X	X X	X X
15	Sleeping and parlor cars.....										X X	X X	X X
16	Dining, grill and tavern cars.....										X X	X X	X X
17	Head-end cars.....										X X	X X	X X
18	TOTAL (lines 13, 14, 15, 16 and 17).....										X X	X X	X X
19	Business cars.....										X X	X X	X X
20	Crew cars (other than cabooses).....										X X	X X	X X
21	GRAND TOTAL CAR-MILES (lines 12, 18, 19 and 20).....										X X	X X	X X
	REVENUE AND NONREVENUE FREIGHT TRAFFIC	X X	X X	X X	X X	X X	X X	X X	X X	X X	X X	X X	X X
22	Tons—Revenue freight.....	X X	X X	X X	X X	X X	X X	X X	X X	X X	X X	X X	X X
23	Tons—Nonrevenue freight.....	X X	X X	X X	X X	X X	X X	X X	X X	X X	X X	X X	X X
24	TOTAL TONS—REVENUE AND NONREVENUE FREIGHT.....	X X	X X	X X	X X	X X	X X	X X	X X	X X	X X	X X	X X
25	Ton-miles—Revenue freight.....	X X	X X	X X	X X	X X	X X	X X	X X	X X	X X	X X	X X
26	Ton-miles—Nonrevenue freight.....	X X	X X	X X	X X	X X	X X	X X	X X	X X	X X	X X	X X
27	TOTAL TON-MILES—REVENUE AND NONREVENUE FREIGHT.....	X X	X X	X X	X X	X X	X X	X X	X X	X X	X X	X X	X X
	REVENUE PASSENGER TRAFFIC	X X	X X	X X	X X	X X	X X	X X	X X	X X	X X	X X	X X
28	Passengers carried—Revenue.....	X X	X X	X X	X X	X X	X X	X X	X X	X X	X X	X X	X X
29	Passenger-miles—Revenue.....	X X	X X	X X	X X	X X	X X	X X	X X	X X	X X	X X	X X

## NOTES AND REMARKS



## 2602. REVENUE FREIGHT CARRIED DURING THE YEAR. (For Road Haul Traffic Only)

1. Give the particulars called for concerning the commodities carried by the respondent during the year, the revenue from which is includable in account No. 101, *Freight*, on the basis of the 2-digit codes named in 49 C.F.R. 123.52, by Order of September 13, 1963. In stating the number of tons received from connecting carriers (c), include all connecting carriers, whether rail or water and whether the freight is received directly or indirectly (as through elevators).

2. Under Order of December 16, 1964, traffic involving less than three shippers reportable in any one commodity class may be excluded from this schedule, but must be submitted unbound in a separate schedule supplemental to this one and marked *Supplemental*. Extra copies of Schedule 2602 may be obtained upon request to the Interstate Commerce Commission, Bureau of Accounts, Washington, D.C., 20423. If a supplemental schedule is filed, check the space provided at the bottom of this schedule. Supplemental reports will be withheld from public inspection.

3. Particulars for Codes 01 to 46 inclusive, should include all traffic moved in lots of 10,000 pounds or more. Forwarder traffic includes freight traffic shipped by or consigned to any forwarder holding a permit under Part IV of the Interstate Commerce Act. Code 47 should include all traffic moved in lots of less than 10,000 pounds.

4. *Gross freight revenue* means respondent's gross freight revenue without adjustment for absorption or corrections.

Item No.	COMMODITY		REVENUE FREIGHT IN TONS (2,000 POUNDS)			Gross freight revenue (dollars)
	Description (a)	Code No.	Originating on respondent's road (b)	Received from connecting carriers (c)	Total carried (d)	
1	Farm Products .....	01	.....	.....	.....	.....
2	Forest Products .....	08	.....	.....	.....	.....
3	Fresh Fish and Other Marine Products .....	09	.....	.....	.....	.....
4	Metallic Ores .....	10	.....	.....	.....	.....
5	Coal .....	11	.....	.....	.....	.....
6	Crude Petro, Nat Gas, & Nat Gasln .....	13	.....	.....	.....	.....
7	Nonmetallic Minerals, except Fuels .....	14	.....	.....	.....	.....
8	Ordinance and Accessories .....	19	.....	.....	.....	.....
9	Food and Kindred Products .....	20	.....	.....	.....	.....
10	Tobacco Products .....	21	.....	.....	.....	.....
11	Textile Mill Products .....	22	.....	.....	.....	.....
12	Apparel & Other Finished Tex Prd Inc Knit .....	23	.....	.....	.....	.....
13	Lumber & Wood Products, except Furniture .....	24	.....	.....	.....	.....
14	Furniture and Fixtures .....	25	.....	.....	.....	.....
15	Pulp, Paper and Allied Products .....	26	.....	.....	.....	.....
16	Printed Matter .....	27	.....	.....	.....	.....
17	Chemicals and Allied Products .....	28	.....	.....	.....	.....
18	Petroleum and Coal Products .....	29	.....	.....	.....	.....
19	Rubber & Miscellaneous Plastic Products .....	30	.....	.....	.....	.....
20	Leather and Leather Products .....	31	.....	.....	.....	.....
21	Stone, Clay, Glass & Concrete Prd--- .....	32	.....	.....	.....	.....
22	Primary Metal Products .....	33	.....	.....	.....	.....
23	Fabr Metal Prd, Exc Ordn, Machy & Transp .....	34	.....	.....	.....	.....
24	Machinery, except Electrical .....	35	.....	.....	.....	.....
25	Electrical Machy, Equipment & Supplies .....	36	.....	.....	.....	.....
26	Transportation Equipment .....	37	.....	.....	.....	.....
27	Instr, Phot & Opt GD, Watches & Clocks .....	38	.....	.....	.....	.....
28	Miscellaneous Products of Manufacturing .....	39	.....	.....	.....	.....
29	Waste and Scrap Materials .....	40	.....	.....	.....	.....
30	Miscellaneous Freight Shipments .....	41	.....	.....	.....	.....
31	Containers, Shipping, Returned Empty .....	42	.....	.....	.....	.....
32	Freight Forwarder Traffic .....	44	.....	.....	.....	.....
33	Shipper Assn or Similar Traffic .....	45	.....	.....	.....	.....
34	Misc Mixed Shipment Exc Fwdr & Shpr Assn .....	46	.....	.....	.....	.....
35	TOTAL, CARLOAD TRAFFIC .....	.....	.....	.....	.....	.....
36	Small Packaged Freight Shipments .....	47	.....	.....	.....	.....
37	Total, Carload & LCL Traffic .....	.....	.....	.....	.....	.....

☐ This report includes all commodity statistics for the period covered.

☐ A supplemental report has been filed covering traffic involving less than three shippers reportable in any one commodity code.

☐ Supplemental Report  
NOT OPEN TO PUBLIC INSPECTION.

### ABBREVIATIONS USED IN COMMODITY DESCRIPTIONS

Assn	Association	Inc	Including	Nat	Natural	Prd	Products
Exc	Except	Instr	Instruments	Opt	Optical	Shpr	Shipper
Fabr	Fabricated	LCL	Less than carload	Ordn	Ordinance	Tex	Textile
Fwdr	Forwarder	Machy	Machinery	Petro	petroleum	Transp	Transportation
Gd	Goods	Misc	Miscellaneous	phot	photographic		
Gsln	Gasoline						

# 301. SWITCHING AND TERMINAL TRAFFIC AND CAR STATISTICS

[FOR SWITCHING OR TERMINAL COMPANIES ONLY]

Give particulars of cars handled during the year. With respect to the term "cars handled" it should be observed that, when applied to switching operations, the movement of a car from the point at which a switching company receives it, whether loaded or empty, to the point where it is loaded or unloaded or delivered to another connecting line is to be counted as one car handled. The return of a car, whether loaded or empty, from the point where it is loaded or unloaded, to the point of delivery is to be counted as one car handled. No incidental movement

is to be considered, unless such incidental movement involves the receipt of additional revenue. When applied to terminal operations, such as union station, bridge, ferry, or other joint facility terminal operations, the term "cars handled" includes all cars for which facilities are furnished.

The number of locomotive-miles in yard-switching service should be computed in accordance with account No. 816, "Yard switching locomotive-miles."

Item No.	Item (a)	Switching operations (b)			Terminal operations (c)			Total (d)	
FREIGHT TRAFFIC									
1	Number of cars handled earning revenue—Loaded.....	107	479					107	479
2	Number of cars handled earning revenue—Empty.....								
3	Number of cars handled at cost for tenant companies—Loaded.....								
4	Number of cars handled at cost for tenant companies—Empty.....								
5	Number of cars handled not earning revenue—Loaded.....								
6	Number of cars handled not earning revenue—Empty.....	100	041					100	041
7	Total number of cars handled.....	207	520			-		207	520
PASSENGER TRAFFIC									
8	Number of cars handled earning revenue—Loaded.....								
9	Number of cars handled earning revenue—Empty.....								
10	Number of cars handled at cost for tenant companies—Loaded.....								
11	Number of cars handled at cost for tenant companies—Empty.....								
12	Number of cars handled not earning revenue—Loaded.....								
13	Number of cars handled not earning revenue—Empty.....								
14	Total number of cars handled.....		-			-			-
15	Total number of cars handled in revenue service (items 7 and 14).....	207	520			-		207	520
16	Total number of cars handled in work service.....								

Number of locomotive-miles in yard-switching service: Freight, 246,498; passenger, none



## 2801. INVENTORY OF EQUIPMENT INSTRUCTIONS

1. Give particulars of each of the various classes of equipment which respondent owned or leased during the year.

2. In column (g) give the number of units of equipment purchased, built in company shops, or otherwise acquired.

3. Units leased to others for a period of one year or more are reportable in column (i); units temporarily out of respondent's service and rented to others for less than one year are to be included in column (e); units rented from others for a period less than one year should not be included in column (f). Units installed during the year and subsequently leased to others for a year or more should be shown as added in column (c), as retired in column (d), and included in column (i).

4. For reporting purposes, a "locomotive unit" is a self-propelled vehicle generating or converting energy into motion, and designed solely for moving other equipment. (A locomotive tender should be considered as a part of the locomotive unit.) A "self-propelled car" is a rail motor car propelled by electric motors receiving power from third rail or overhead, or internal combustion engines located on the car itself. Trailers equipped for use only in trains of cars that are self-propelled are to be included as self-propelled equipment.

5. A "Diesel" unit includes all units propelled by diesel internal combustion engines irrespective of final drive, and whether power may at times be supplied from an external conductor. An "Electric" unit includes all units which receive electric power from an overhead contact wire or third rail, and use the power to drive one or more electric

motors that propel the vehicle. An "Other" unit includes all units other than diesel or electric, e.g., steam gas turbine. Show the types of other units, service and number, as appropriate, in a brief description sufficient for positive identification.

6. Column (h) should show aggregate capacity for all units reported in column (g), as follows: For locomotive units, report the manufacturers' rated horsepower (the maximum continuous power output from the diesel engine or engines delivered to the main generator or generators for tractive purposes); or tractive effort of steam locomotive units; for freight-train cars report the nominal capacity (in tons of 2,000 lbs.) as provided for in Rule 86 of the AAR Code of Rules Governing Cars in Interchange. Convert the capacity of tank cars to capacity in tons of the commodity which the car is intended to carry customarily; for passenger-train cars report the number of passenger seats available for revenue service, counting one passenger to each berth in sleeping cars.

7. Freight-train car type codes shown in column (a) correspond to the AAR Multilevel Per Diem Master List. Dashes are used in appropriate places to permit a single code to represent several car type codes. Passenger-train car types and service equipment car types correspond to AAR Mechanical Division designations. Descriptions of car codes and designations are published in The Official Railway Equipment Register.

### UNITS OWNED, INCLUDED IN INVESTMENT ACCOUNT, AND LEASED FROM OTHERS

Line No.	Item (a)	Units in service of respondent at beginning of year (b)	Number added during year (c)	Number retired during year (d)	NUMBER AT CLOSE OF YEAR			Aggregate capacity of units reported in col. (g) (See ins. 6) (h)	Number leased to others at close of year (i)
					Owned and used (e)	Leased from others (f)	Total in service of respondent (e+f) (g)		
LOCOMOTIVE UNITS									
1.	Diesel-----	12			12		12	<sup>(hp.)</sup> 10,500	
2.	Electric-----								
3.	Other-----								
4.	Total (lines 1 to 3)-----	12	-	-	12	-	12	xxxx	-
FREIGHT-TRAIN CARS									
								(tons)	
5.	Box-General service (A-20, A-30, A-40, A-50, all B (except B080) L070, R-00, R-01, R-06, R-07)-----								
6.	Box-Special service (A-00, A-10, B080)-----								
7.	Gondola (All G, J-00, all C, all E)-----								
8.	Hopper-Open top (All H, J-10, all K)-----								
9.	Hopper-Covered (L-5-)-----	13			13		13	694,785	
10.	Tank (All T)-----								
11.	Refrigerator-Mechanical (R-04, R-10, R-11, R-12)-----								
12.	Refrigerator-Non-Mechanical (R-02, R-03, R-05, R-06, R-09, R-13, R-14, R-15, R-16, R-17)-----								
13.	Stock (All S)-----								
14.	Automack (F-5-, F-6-)-----								
15.	Flat (All F (except F-5-, F-6-, F-7-, F-8-), L-2-L-3-)-----								
16.	Flat-TOFC (F-7-, F-8-)-----								
17.	All other (L-0-, L-1-, L-4-, L080, L090)-----	13	-	-	13	-	13	694,785	-
18.	Total (lines 5 to 17)-----							xxxx	
19.	Caboose (All N)-----							xxxx	
20.	Total (lines 18 and 19)-----	13	-	-	13	-	13	xxxx	-
PASSENGER-TRAIN CARS									
NON-SELF-PROPELLED									
21.	Coaches and combined cars (PA, PB, PBO, all class C, except CSB)-----								
22.	Parlor, sleeping, dining cars (PBC, PC, PL, PO, PS, PT, PAS, PDS, all class D, PD)-----				None				
23.	Non-passenger carrying cars (All class B, CSB, PSA, IA, all class M)-----							xxxx	
24.	Total (lines 21 to 23)-----								

## 2801. INVENTORY OF EQUIPMENT—Concluded

UNITS OWNED, INCLUDED IN INVESTMENT ACCOUNT, AND LEASED FROM OTHERS

Line No.	Item	Units in service of respondent at beginning of year	Number added during year	Number retired during year	NUMBER AT CLOSE OF YEAR			Aggregate capacity of units reported in col. (g) (See ins. 6)	Number leased to others at close of year
					Owned and used	Leased from others	Total in service of respondent (e+f) (g)		
	(a)	(b)	(c)	(d)	(e)	(f)	(g)	(h)	(i)
	PASSENGER-TRAIN CARS — Continued							(Seating capacity)	
25.	SELF-PROPELLED RAIL MOTORCARS								
26.	Electric passenger cars (EC, EP, ET)-----								
27.	Internal combustion rail motorcars (ED, EG)-----								
28.	Other self-propelled cars (Specify types)-----								
29.	Total (lines 25 to 27)-----								
30.	Total (lines 24 and 28)-----								
	COMPANY SERVICE CARS								
31.	Business cars (PV)-----							XXXX	
32.	Boarding outfit cars (MWX)-----							XXXX	
33.	Derrick and snow removal cars (MWK, MWU, MWV, MWW)-----							XXXX	
34.	Dump and ballast cars (MWB, MWD)-----							XXXX	
35.	Other maintenance and service equipment cars-----	4			4		4	XXXX	
36.	Total (lines 30 to 34)-----	4	-	-	4	-	4	XXXX	-
37.	Grand total (lines 20, 29, and 35)-----	17	-	-	17	-	17	XXXX	-
	FLOATING EQUIPMENT								
38.	Self-propelled vessels (Tugboats, car ferries, etc.)-----			None				XXXX	
39.	Non-self-propelled vessels (Car floats, lighters, etc.)-----							XXXX	
40.	Total (lines 37 and 38)-----							XXXX	

## 2900. IMPORTANT CHANGES DURING THE YEAR

Hereunder state the following matters, numbering the statements in accordance with the inquiries, and if no changes of the character below indicated occurred during the year, state that fact. Changes in mileage should be stated to the nearest hundredth of a mile. If any changes reportable in this schedule occurred under authority granted by the Commission in certificates of convenience and necessity, issued under paragraphs (18) to (22) of section 1 of the Interstate Commerce Act or otherwise, specific reference to such authority should in each case be made by docket number or otherwise, as may be appropriate.

1. All portions of road put in operation or abandoned, giving (a) termini, (b) length of road, and (c) dates of beginning operations or of abandonment.\*

2. All other important physical changes, including herein all new tracks built.\*

3. All leaseholds acquired or surrendered, giving (a) dates, (b) length of terms, (c) names of parties, (d) rents, and (e) other conditions.

4. All agreements for trackage rights acquired or surrendered, giving (a) dates, (b) length of terms, (c) names of parties, (d) rents, and (e) other conditions.

5. All consolidations, mergers, and reorganizations effected, giving particulars.

6. All stocks issued, giving (a) purposes for which issued, (b) names of stocks and (c) amounts issued, and describing (d) the actual consideration realized, giving (e) amounts and (f) values; give similar information concerning all stocks retired (if any).

7. All funded debt issued, giving (a) purposes for which issued, (b) names of securities and (c) amounts issued, and describing (d) the actual consideration realized, giving (e) amounts and (f) values; also give particulars concerning any funded debt paid or otherwise retired, stating (a) date acquired, (b) date retired or canceled, (c) par value of amount retired.

8. All other important financial changes.

9. All changes in and all additions to franchise rights, describing fully (a) the actual consideration given therefor, and stating (b) the parties from whom acquired; if no consideration was given, state that fact.

10. In case the respondent has not yet begun operation, and no construction has been carried on during the year, state fully the reasons therefor.

11. All additional matters of fact (not elsewhere provided for) which the respondent may desire to include in its report.

None

\*If returns under items 1 and 2 include any first main track owned by respondent representing new construction or permanent abandonment give the following particulars:

Miles of road constructed

Miles of road abandoned

The item "Miles of road constructed" is intended to show the mileage of first main track laid to extend respondent's road, and should not include tracks relocated and tracks laid to shorten the distance between two points, without serving any new territory.



## VERIFICATION

The foregoing report must be verified by the oath of the officer having control of the accounting of the respondent. It should be verified, also, by the oath of the president or other chief officer of the respondent, unless the respondent states on the last preceding page of this report that such chief officer has no control over the accounting of the respondent. The oath required may be taken before any person authorized to administer an oath by the laws of the State in which the same is taken.

## OATH

(To be made by the officer having control of the accounting of the respondent)

State of Louisiana  
 Parish Orleans  
 County of Orleans ss:

J. M. Ball makes oath and says that he is Assistant General Manager and Secretary-Treasurer & Auditor  
 (Insert here the name of the affiant) (Insert here the official title of the affiant)  
 of New Orleans Public Belt Railroad  
 (Insert here the exact legal title or name of the respondent)

that it is his duty to have supervision over the books of account of the respondent and to control the manner in which such books are kept; that he knows that such books have, during the period covered by the foregoing report, been kept in good faith in accordance with the accounting and other orders of the Interstate Commerce Commission, effective during the said period; that he has carefully examined the said report, and to the best of his knowledge and belief the entries contained in the said report have, so far as they relate to matters of account, been accurately taken from the said books of account and are in exact accordance therewith; that he believes that all other statements of fact contained in the said report are true, and that the said report is a correct and complete statement of the business and affairs of the above-named respondent during the period of

time from and including January 1st, 1973, to and including December 31st, 1973

J. M. Ball  
 (Signature of affiant)

Subscribed and sworn to before me, a Notary Public, in and for the State and  
 Parish Orleans above named, this 27th day of March, 1974

My commission expires at Death

Use an  
 L. S.  
 impression seal

Corrie L. Warren  
 (Signature of officer authorized to administer oaths)

## SUPPLEMENTAL OATH

(By the president or other chief officer of the respondent)

State of Louisiana  
 Parish Orleans  
 County of Orleans ss:

J. R. Spedden makes oath and says that he is President Pro-Tem  
 (Insert here the name of the affiant) (Insert here the official title of the affiant)  
 of New Orleans Public Belt Railroad  
 (Insert here the exact legal title or name of the respondent)

that he has carefully examined the foregoing report; that he believes that all statements of fact contained in the said report are true, and that the said report is a correct and complete statement of the business and affairs of the above-named respondent and the operation of its property during the period of time from and including January 1st, 1973, to and including December 31st, 1973

J. R. Spedden  
 (Signature of affiant)

Subscribed and sworn to before me, a Notary Public, in and for the State and  
 Parish Orleans above named, this 27th day of March, 1974

My commission expires at Death

Use an  
 L. S.  
 impression seal

Corrie L. Warren  
 (Signature of officer authorized to administer oaths)





## 701. ROAD AND EQUIPMENT PROPERTY

1. Give particulars of changes in accounts Nos. 731, "Road and equipment property" and 732, "Improvements on leased property," classified in accordance with the Uniform System of Accounts for Railroad Companies.

2. Credit items in the entries should be fully explained.

3. Report on line 35 amounts not includable in the primary road accounts. The items reported should be briefly identified and ex-

plained in a footnote. Amounts should be reported on this line only under special circumstances, usually after permission is obtained from the Commission for exceptions to prescribed accounting. Reference to such authority should be made when explaining the amounts reported. Respondents must not make arbitrary changes to the printed stub or column headings without specific authority from the Commission.

Line No.	Account (a)	Balance at Beginning of Year			Total Expenditures During the Year			Balance at Close of Year		
		Entire line (b)		State (c)	Entire line (d)		State (e)	Entire line (f)		State (g)
1	(1) Engineering-----	\$---			\$---			\$---		
2	(2) Land for transportation purposes-----									
3	(2½) Other right-of-way expenditures-----									
4	(3) Grading-----									
5	(5) Tunnels and subways-----									
6	(6) Bridges, trestles, and culverts-----									
7	(7) Elevated structures-----									
8	(8) Ties-----									
9	(9) Rails-----									
10	(10) Other track material-----									
11	(11) Ballast-----									
12	(12) Track laying and surfacing-----									
13	(13) Fences, snowsheds, and signs-----									
14	(16) Station and office buildings-----									
15	(17) Roadway buildings-----									
16	(18) Water stations-----									
17	(19) Fuel stations-----									
18	(20) Shops and enginehouses-----									
19	(21) Grain elevators-----									
20	(22) Storage warehouses-----									
21	(23) Wharves and docks-----									
22	(24) Coal and ore wharves-----									
23	(25) TOFC/COFC terminals-----									
24	(26) Communication systems-----									
25	(27) Signals and interlockers-----									
26	(29) Powerplants-----									
27	(31) Power-transmission systems-----									
28	(35) Miscellaneous structures-----									
29	(37) Roadway machines-----									
30	(38) Roadway small tools-----									
31	(39) Public improvements--Construction--									
32	(43) Other expenditures--Road-----									
33	(44) Shop machinery-----									
34	(45) Powerplant machinery-----									
35	Other (specify & explain)-----									
36	Total expenditures for road-----									
37	(52) Locomotives-----									
38	(53) Freight-train cars-----									
39	(54) Passenger-train cars-----									
40	(55) Highway revenue equipment-----									
41	(56) Floating equipment-----									
42	(57) Work equipment-----									
43	(58) Miscellaneous equipment-----									
44	Total expenditures for equipment-----									
45	(71) Organization expenses-----									
46	(76) Interest during construction-----									
47	(77) Other expenditures--General-----									
48	Total general expenditures-----									
49	Total-----									
50	(80) Other elements of investment-----									
51	(90) Construction work in progress-----									
52	Grand Total-----									

**2002. RAILWAY OPERATING EXPENSES**

1. State the railway operating expenses of the respondent for the year, classifying them in accordance with the Uniform System of Accounts for Railroad Companies.  
 2. Any unusual accruals involving substantial amounts included in columns (b), (c), (e), and (f), should be fully explained in a footnote.

Line No.	Name of railway operating expense account (a)	AMOUNT OF OPERATING EXPENSES FOR THE YEAR						Name of railway operating expense account (d)	AMOUNT OF OPERATING EXPENSES FOR THE YEAR					
		Entire line (b)			State (c)				Entire line (e)			State (f)		
		\$			\$				\$			\$		
1	MAINTENANCE OF WAY AND STRUCTURES	X	X	X	X	X	X	(2247) Operating joint yards and terminals—Cr.						
2	(2201) Superintendence							(2248) Train employees						
3	(2202) Roadway maintenance							(2249) Train fuel						
4	(2203) Maintaining structures							(2251) Other train expenses						
5	(2203½) Retirements—Road							(2252) Injuries to persons						
6	(2204) Dismantling retired road property							(2253) Loss and damage						
7	(2205) Road Property—Depreciation							(2254) Other casualty expenses						
8	(2206) Other maintenance of way expenses							(2255) Other rail and highway transportation expenses						
9	(2210) Maintaining joint tracks, yards, and other facilities—Dr							(2256) Operating joint tracks and facilities—Dr						
10	(2211) Maintaining joint tracks, yards, and other facilities—Cr							(2257) Operating joint tracks and facilities—Cr						
11	Total maintenance of way and struc.							Total transportation—Rail line						
12	MAINTENANCE OF EQUIPMENT	X	X	X	X	X	X	MISCELLANEOUS OPERATIONS	X	X	X	X	X	X
13	(2221) Superintendence							(2258) Miscellaneous operations						
14	(2222) Repairs to shop and power-plant machinery							(2259) Operating joint miscellaneous facilities—Dr						
15	(2223) Shop and power-plant machinery—Depreciation							(2260) Operating joint miscellaneous facilities—Cr						
16	(2224) Dismantling retired shop and power-plant machinery							Total miscellaneous operating						
17	(2225) Locomotive repairs							GENERAL	X	X	X	X	X	X
18	(2226) Car and highway revenue equipment repairs							(2261) Administration						
19	(2227) Other equipment repairs							(2262) Insurance						
20	(2228) Dismantling retired equipment							(2264) Other general expenses						
21	(2229) Retirements—Equipment							(2265) General joint facilities—Dr						
22	(2234) Equipment—Depreciation							(2266) General joint facilities—Cr						
23	(2235) Other equipment expenses							Total general expenses						
24	(2236) Joint maintenance of equipment expenses—Dr							RECAPITULATION	X	X	X	X	X	X
25	(2237) Joint maintenance of equipment expenses—Cr							Maintenance of way and structures						
26	Total maintenance of equipment							Maintenance of equipment						
27	TRAFFIC	X	X	X	X	X	X	Traffic expenses						
28	(2240) Traffic Expenses							Transportation—Rail line						
29	TRANSPORTATION—RAIL LINE	X	X	X	X	X	X	Miscellaneous operations						
30	(2241) Superintendence and dispatching							General expenses						
31	(2242) Station service							Grand Total Railway Operating Exp.						
32	(2243) Yard employees													
33	(2244) Yard switching fuel													
34	(2245) Miscellaneous yard expenses													
35	(2246) Operating joint yard and terminals—Dr													
36	Operating ratio (ratio of operating expenses to operating revenues), ..... percent. (Two decimal places required.)													

**2003. MISCELLANEOUS PHYSICAL PROPERTIES OPERATED DURING THE YEAR**

Give particulars of each class of miscellaneous physical property or plant operated during the year. Group the properties under the heads of the classes of operations to which they are devoted. In column (a) give the designation used in the respondent's records and the name of the town or city and State in which the property or plant is located, stating whether the respondent's title is that of ownership or whether the property is held under lease or other incomplete title. All peculiarities of title should be explained in a footnote.

The totals of columns (b), (c), and (d) should agree with the totals of accounts Nos. 502, "Revenue from miscellaneous operations," 534, "Expenses of miscellaneous operations," and 535, "Taxes on miscellaneous operating property" in respondent's Income Account for the Year. If not, differences should be explained in a footnote.

Line No.	Designation and location of property or plant, character of business, and title under which held (a)	Total revenue during the year (Acct. 502) (b)		Total expenses during the year (Acct. 534) (c)		Total taxes applicable to the year (Acct. 535) (d)	
		\$		\$		\$	
50							
51							
52							
53							
54							
55							
56							
57							
58							
59							
60							
61	TOTAL						



**2301. SUMMARY STATEMENT OF TRACK MILEAGE WITHIN THE STATE AND OF TITLES THERETO AT CLOSE OF YEAR\***

Line No.	Item (a)	LINE OPERATED BY RESPONDENT							
		Class 1: Line owned		Class 2: Line of proprietary companies		Class 3: Line operated under lease		Class 4: Line operated under contract	
		Added during year (b)	Total at end of year (c)	Added during year (d)	Total at end of year (e)	Added during year (f)	Total at end of year (g)	Added during year (h)	Total at end of year (i)
1	Miles of road.....								
2	Miles of second main track.....								
3	Miles of all other main tracks.....								
4	Miles of passing tracks, crossovers, and turnouts.....								
5	Miles of way switching tracks.....								
6	Miles of yard switching tracks.....								
7	All tracks.....								

Line No.	Item (j)	LINE OPERATED BY RESPONDENT				LINE OWNED BUT NOT OPERATED BY RESPONDENT	
		Class 1: Line operated under trackage rights		Total line operated		Added during year (o)	Total at end of year (p)
		Added during year (k)	Total at end of year (l)	At beginning of year (m)	At close of year (n)		
1	Miles of road.....						
2	Miles of second main track.....						
3	Miles of all other main tracks.....						
4	Miles of passing tracks, crossovers, and turnouts.....						
5	Miles of way switching tracks—Industrial.....						
6	Miles of way switching tracks—Other.....						
7	Miles of yard switching tracks—Industrial.....						
8	Miles of yard switching tracks—Other.....						
9	All tracks.....						

\* Entries in columns headed "Added during the year" should show net increases.

**2302. RENTS RECEIVABLE****INCOME FROM LEASE OF ROAD AND EQUIPMENT**

Line No.	Road leased (a)	Location (b)	Name of lessee (c)	Amount of rent during year (d)	
				\$	
11					
12					
13					
14					
15					
			<b>TOTAL</b>		

**2303. RENTS PAYABLE****RENT FOR LEASED ROADS AND EQUIPMENT**

Line No.	Road leased (a)	Location (b)	Name of lessor (c)	Amount of rent during year (d)	
				\$	
21					
22					
23					
24					
25					
			<b>TOTAL</b>		

**2304. CONTRIBUTIONS FROM OTHER COMPANIES****2305. INCOME TRANSFERRED TO OTHER COMPANIES**

Line No.	Name of contributor (a)	Amount during year (b)	Name of transferee (c)	Amount during year (d)
		\$		\$
31				
32				
33				
34				
35				
36				
	<b>TOTAL</b>		<b>TOTAL</b>	

# INDEX

	Page No.		Page No.
Affiliated companies—Amounts payable to -----	8	Investments in affiliated companies -----	10-11
Investments in -----	10-11	Miscellaneous physical property -----	4
Amortization of defense projects—Road and equipment owned		Road and equipment property -----	7
and leased from others--	18	Securities owned or controlled through nonre-	
		porting subsidiaries -----	12
Balance sheet -----	4-5	Other -----	10-11
Capital stock -----	5B	Loans and notes payable -----	20
Surplus -----	19	Locomotive equipment -----	32
Car statistics -----	31		
Changes during the year -----	33	Mileage operated -----	26
Compensation of officers and directors -----	29	Owned but not operated -----	26
Consumption of fuel by motive-power units -----	28	Miscellaneous—Income -----	25
Contributions from other companies -----	27	Charges -----	25
		Physical property -----	4
Debt—Funded, unmatured -----	5B	Physical properties operated during year ---	24
In default -----	20	Rent income -----	25
Depreciation base and rates—Road and equipment owned and used		Rents -----	25
and leased from others--	13	Motor rail cars owned or leased -----	33
Leased to others -----	14		
Reserve—Miscellaneous physical property ---	19	Net income -----	21
Road and equipment leased from others	17		
To others -	16	Oath -----	34
Owned and used--	15	Obligations—Equipment -----	8
Directors -----	2	Officers—Compensation of -----	29
Compensation of -----	29	General of corporation, receiver or trustee -----	2
Dividend appropriations -----	23	Operating expenses—Railway -----	24
		Revenues—Railway -----	23
Elections and voting powers -----	3	Ordinary income -----	21
Employees, Service, and Compensation -----	28	Other deferred credits -----	20
Equipment—Classified -----	32-33	Charges -----	20
Company service -----	33	Investments -----	10-11
Covered by equipment obligations -----	8		
Leased from others—Depreciation base and rates	13	Passenger train cars -----	32-33
Reserve -----	17	Payments for services rendered by other than employees ---	29
To others—Depreciation base and rates --	14	Property (See Investments)	
Reserve -----	16	Proprietary companies -----	8
Locomotives -----	32	Purposes for which funded debt was issued or assumed ---	5B
Obligations -----	8	Capital stock was authorized -----	5B
Owned and used—Depreciation base and rates -----	13		
Reserve -----	15	Rail motor cars owned or leased -----	33
Or leased not in service of respondent -----	32-33	Rails applied in replacement -----	26
Inventory of -----	32-33	Railway operating expenses -----	24
Expenses—Railway operating -----	24	Revenues -----	23
Of nonoperating property -----	26	Tax accruals -----	21
Extraordinary and prior period items -----	21	Receivers' and trustees' securities -----	5B
		Rent income, miscellaneous -----	25
Floating equipment -----	33	Rents—Miscellaneous -----	25
Freight carried during year—Revenue -----	30A	Payable -----	27
Train cars -----	32	Receivable -----	27
Fuel consumed by motive-power units -----	28	Retained income—Appropriated -----	19
Cost -----	28	Unappropriated -----	22
Funded debt unmatured -----	5B	Revenue freight carried during year -----	30A
		Revenues—Railway operating -----	23
Gage of track -----	26	From nonoperating property -----	26
General officers -----	2	Road and equipment property—Investment in -----	7
		Leased from others—Depreciation base and rates -----	13
Identity of respondent -----	2	Reserve -----	17
Important changes during year -----	33	To others—Depreciation base and rates -----	14
Income account for the year -----	21-21B	Reserve -----	16
Charges, miscellaneous -----	25	Owned—Depreciation base and rates -----	13
From nonoperating property -----	26	Reserve -----	15
Miscellaneous -----	25	Used—Depreciation base and rates -----	13
Rent -----	25	Reserve -----	15
Transferred to other companies -----	27	Operated at close of year -----	26
Inventory of equipment -----	32-33	Owned but not operated -----	26



# INDEX--Concluded

	Page No.		Page No.
Securities (See Investment)		Tax accruals--Railway -----	21
Services rendered by other than employees -----	29	Ties applied in replacement -----	26
State Commission schedules -----	36-38	Tracks operated at close of year -----	26
Statistics of rail-line operations -----	30		
Switching and terminal traffic and car -----	31	Unmatured funded debt -----	5B
Stock outstanding -----	5B		
Reports -----	3	Verification -----	34
Security holders -----	3	Voting powers and elections -----	3
Voting power -----	3		
Stockholders -----	3		
Surplus, capital -----	19	Weight of rail -----	26
Switching and terminal traffic and car statistics -----	31		

628050

NEW ORLEANS PUBLIC BELT RR  
ANNUAL REPORT 1973

1 OF 1



628050

0

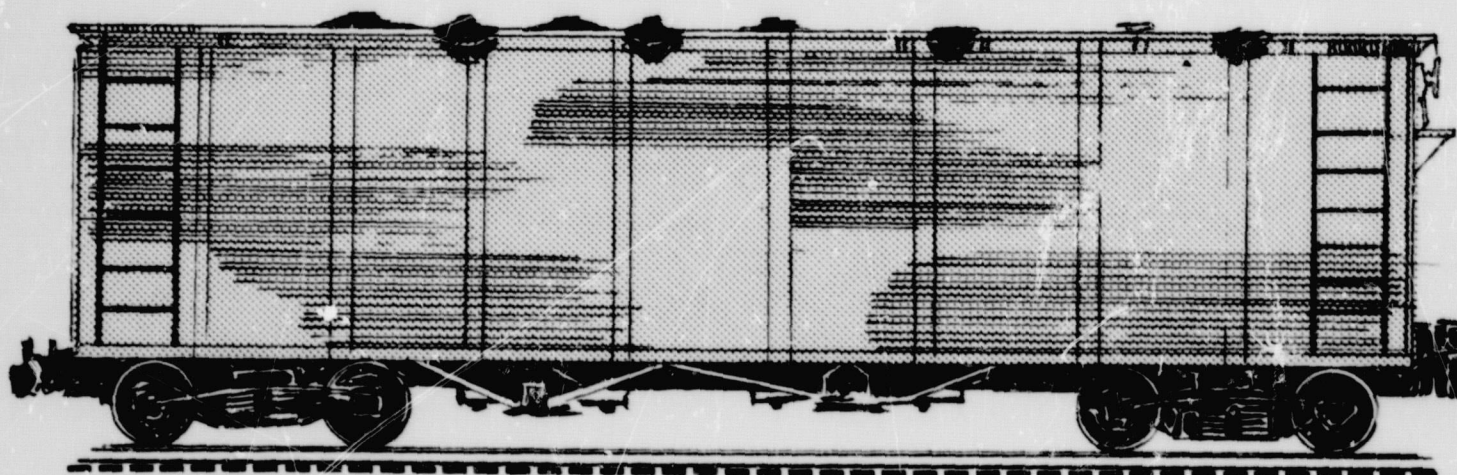
RAIL C

# annual report



125 004812 NEW ORLE 628050

	NEW ORLEANS PUBLIC DEPT. R.R.
Correct name and address if different than shown.	Full name and address of reporting carrier. (Use mailing label on original, copy in full on duplicate.)



to the  
**Interstate Commerce Commission**

FOR THE YEAR ENDED DECEMBER 31, 1973

## **SPECIAL NOTICE**

The attention of the respondent is directed below to certain particulars, if any, in which this report form differs from the corresponding form for the preceding year. It should be understood that mention is not made of necessary substitutions of dates or, in general, such other things as simple modifications intended to make requirements clearer, other minor adjustments, and typographical corrections.

**Page 2: Schedule 101. Identity of Respondent**

**Page 3: Schedule 107. Stockholders**

**108. Stockholders Reports**

Schedules have been renumbered from 300, 350 and 350A, respectively.

**Page 4: Schedule 200A. Comparative General Balance Sheet - Assets**

**Page 5: Schedule 200L. Comparative General Balance Sheet - Liabilities and Shareholders' Equity**

Titles of accounts 705 and 752, respectively, have been revised to conform with the Uniform System of Accounts for Railroad Companies.

Provision has been made for reporting comparative data of respective assets included in accounts 731 and 732.

**Pages 9-12: Schedule 1001. Investments in Affiliated Companies**

**Schedule 1002. Other Investments**

**Schedule 1201. Securities, Advances, and Other Intangibles  
Owned or Controlled Through Nonreporting  
Carrier and Noncarrier Subsidiaries**

Instructions have been revised to provide for reporting the book value of investments.

**Page 29: Schedule 2501. Compensation of Officers, Directors, Etc.**

Minimum dollar amount has been increased to \$40,000.

**Page 30A: Schedule 2602. Revenue Freight Carried During the Year**

Certain commodity codes were revised to conform with revisions in OMB's Commodity Classification for Transportation Statistics and the AAR's Standard Transportation Commodity Code.



Moon Landrieu	City Hall	5/07/74
Charles A. Levy	1247 I.T.M. Bldg.	10/18/82
F. Evans Farwell	"	10/18/80
Robert E. Elliott	"	10/18/86
W. J. Childress	"	10/18/86
Clifford A. Miller	"	10/18/88
M. N. Gordon	"	10/18/88
Claiborne Perrilliat	"	10/18/74
Alex C. Cocke	"	10/18/74
Albert Hanemann	"	10/18/84
T. F. Spedden	"	10/18/80
J. W. Gehrkin	"	10/18/84
Theodore M. Hickey	"	10/18/76
Lloyd F. Gaubert	"	10/18/82
Paul V. Burke	"	10/18/78
Robert S. Maloney	"	10/18/78
Frauklin M. Schilling	"	10/18/76

# ANNUAL REPORT

OF

New Orleans Public Belt RailroadNew Orleans, Louisiana

FOR THE

**YEAR ENDED DECEMBER 31, 1973**

Name, official title, telephone number, and office address of officer in charge of correspondence with the Commission regarding this report:

(Name) J. H. Bell (Title) Assistant General Manager and Secretary-Treasurer & Auditor

(Telephone number) 504 525-6282  
(Area code) (Telephone number)

(Office address) 1247 International Trade Mart Bldg., New Orleans, Louisiana 70130  
(Street and number, City, State, and ZIP code)



## 101. IDENTITY OF RESPONDENT

1. Give the exact name\* by which the respondent was known in law at the close of the year New Orleans Public Belt Railroad
2. State whether or not the respondent made an annual report to the Interstate Commerce Commission for the preceding year, or for any part thereof. If so, in what name was such report made? New Orleans Public Belt Railroad
3. If any change was made in the name of the respondent during the year, state all such changes and the dates on which they were made none
4. Give the location (including street and number) of the main business office of the respondent at the close of the year 1247 International Trade Mart Bldg., New Orleans, Louisiana
5. Give the titles, names, and office addresses of all general officers of the respondent at the close of the year. If there are receivers who are recognized as in the controlling management of the road, give also their names and titles, and the location of their offices.

Line No.	Title of general officer (a)	Name and office address of person holding office at close of year (b)
1	President	<u>Moore Landrieu, City Hall</u>
2	Vice-president	<u>J. R. Aschenden - 1247 International Trade Mart Bldg.</u>
3	Secretary	<u>J. N. Ball - 1247 International Trade Mart Bldg.</u>
4	Treasurer	
5	Comptroller or auditor	
6	Attorney or general counsel	<u>John Walker, Washburn, Portment, Carver &amp; Deming, 225 Bienville St., N.O., La.</u>
7	General manager	<u>E. C. Webb, Jr. - 1247 International Trade Mart Bldg.</u>
8	General superintendent	
9	General freight agent	
10	General passenger agent	
11	General land agent	
12	Chief engineer	
13		

6. Give the names and office addresses of the several directors of the respondent at the close of the year, and the dates of expiration of their respective terms.

Line No.	Name of director (a)	Office address (b)	Term expires (c)
21			
22			
23			
24			
25			
26			
27			
28			
29			
30			

7. Give the date of incorporation of the respondent 10/8/1904 8. State the character of motive power used Diesel
9. Class of switching and terminal company S-2
10. Under the laws of what Government, State, or Territory was the respondent organized? If more than one, name all. Give reference to each statute and all amendments thereof, effected during the year. If previously effected, show the year(s) of the report(s) setting forth details. If

Organized under Laws of the City of New Orleans and State of Louisiana, Ordinance 2683 NCS adopted by the council of the City of New Orleans, October 4th, 1904, approved October 8, 1904; Act 179 of 1908 being Amendment to the Constitution of the State of Louisiana, ratified by the Electorate of the State; Act 68 of 1916. Amendment to the Constitution of the State of Louisiana ratified by the Electorate of the State Providing for Construction of Bridge or Tunnels to connect East and West Bank of Mississippi River at New Orleans; Act 167 of 1916 of the General Assembly of the State of Louisiana for the year 1916 authorizing the City of New Orleans to extend, maintain, operate, etc., Public Belt Railroad System beyond the Parish of Orleans to any adjoining parish or parishes. The Public Belt Railroad Commission, created by Ordinance 2683 NCS and Act 179 of 1908 (Constitutional Amendment), is charged with the Construction, Maintenance, Operation and Development of the Public Belt Railroad of New Orleans; all of the above is ratified and superseded by Section 26, 27 and 28 of Article XIV of the Constitution of the State of Louisiana adopted June 18, 1921 and Act 154 of 1928 (Constitutional Amendment) amending aforesaid Section 28 of Article XIV of the Constitution of the State.

### 107. STOCKHOLDERS

Give the names of the 30 security holders of the respondent who, at the date of the latest closing of the stock book or compilation of list of stockholders of the respondent (if within 1 year prior to the actual filing of this report), had the highest voting powers in the respondent, showing for each his address, the number of votes which he would have had a right to cast on that date had a meeting then been in order, and the classification of the number of votes to which he was entitled, with respect to securities held by him, such securities being classified as

common stock, second preferred stock, first preferred stock, and other securities, stating in a footnote the names of such other securities (if any). If any such holder held in trust, give (in a footnote) the particulars of the trust. In the case of voting trust agreements give, as supplemental information on page 33, the names and addresses of the 30 largest holders of the voting trust certificates and the amount of their individual holdings. If the stock book was not closed or the list of stockholders compiled within such year, show such 30 security holders as of the close of the year.

Line No.	Name of security holder	Address of security holder	Number of votes to which security holder was entitled	NUMBER OF VOTES, CLASSIFIED WITH RESPECT TO SECURITIES ON WHICH BASED			
				Common	PREFERRED		Other securities with voting power
					Second	First	
(a)	(b)	(c)	(d)	(e)	(f)	(g)	
1							
2							
3							
4							
5							
6							
7							
8							
9							
10							
11							
12							
13							
14							
15							
16							
17							
18							
19							
20							
21							
22							
23							
24							
25							
26							
27							
28							
29							
30							

### 108. STOCKHOLDERS REPORTS

1. The respondent is required to send to the Bureau of Accounts, immediately upon preparation, two copies of its latest annual report to stockholders.

Check appropriate box:

- ☐ Two copies are attached to this report.
- ☐ Two copies will be submitted \_\_\_\_\_ (date).
- ☒ No annual report to stockholders is prepared.



# 200A. COMPARATIVE GENERAL BALANCE SHEET—ASSETS

For instructions covering this schedule, see the text pertaining to General Balance Sheet Accounts in the Uniform System of Accounts for Railroad Companies. The entries in this balance sheet should be consistent with those in the supporting schedules on the pages indicated. The entries in column (a) should be restated to conform with the account-

ing requirements followed in column (c). The entries in the short column (b<sub>2</sub>) should be deducted from those in column (b<sub>1</sub>) in order to obtain corresponding entries for column (c). All contra entries hereunder should be indicated in parenthesis.

Line No.	Balance at beginning of year (a)		Account or Item (b)	Balance at close of year (c)	
CURRENT ASSETS					
1	49	055	(701) Cash	147	165
2	1 500	000	(702) Temporary cash investments	2 060	000
3	-	-	(703) Special deposits	-	-
4	13	445	(704) Loans and notes receivable	13	445
5	221	594	(705) Traffic, car-service and other balances—Debit	486	359
6	1 188	692	(706) Net balance receivable from agents and conductors	-	-
7	443	515	(707) Miscellaneous accounts receivable	1 697	062
8	-	-	(708) Interest and dividends receivable	45	695
9	-	-	(709) Accrued accounts receivable	21	591
10	-	-	(710) Working fund advances	-	-
11	60	062	(711) Prepayments	38	820
12	1	172	(712) Material and supplies	324	935
13	329	020	(713) Other current assets	-	-
14	3 806	555	Total current assets	4 835	072
SPECIAL FUNDS					
			(b <sub>1</sub> ) Total book assets at close of year	(b <sub>2</sub> ) Respondent's own losses included in (b <sub>1</sub> )	
15	-	-	(715) Sinking funds	none	none
16	-	-	(716) Capital and other reserve funds	-	-
17	-	-	(717) Insurance and other funds	-	-
18	-	-	Total special funds	-	-
INVESTMENTS					
19	-	-	(721) Investments in affiliated companies (pp. 10 and 11)	-	-
20	-	-	(722) Other investments (pp. 10 and 11)	-	-
21	-	-	(723) Reserve for adjustment of investment in securities—Credit	-	-
22	-	-	Total investments (accounts 721, 722 and 723)	-	-
PROPERTIES					
23	18 833	704	(731) Road and equipment property (p. 7):	18 883	316
24	2 121	277	Road	2 131	870
25	1 238	168	Equipment	1 237	712
26	-	-	General expenditures	-	-
27	-	-	Other elements of investment	-	-
28	22 193	649	Construction work in progress	22	252
			Total road and equipment property	22 252	898
29	-	-	(732) Improvements on leased property (p. 7):	-	-
30	-	-	Road	-	-
31	-	-	Equipment	-	-
32	-	-	General expenditures	-	-
33	22 193	649	Total improvements on leased property (p. 7)	22	252
34	4 366	303	Total transportation property (accounts 731 and 732)	44 592	898
35	-	-	(735) Accrued depreciation—Road and Equipment (pp. 15 and 16)	-	-
36	4 366	303	(736) Amortization of defense projects—Road and Equipment (p. 18)	4 592	660
37	17 827	346	Recorded depreciation and amortization (accounts 735 and 736)	17	660
38	415	047	Total transportation property less recorded depreciation and amortization (line 33 less line 36)	392	590
39	-	-	(737) Miscellaneous physical property	-	-
40	415	147	(738) Accrued depreciation—Miscellaneous physical property (p. 19)	392	590
41	18 242	393	Miscellaneous physical property less recorded depreciation (account 737 less 738)	18	052
			Total properties less recorded depreciation and amortization (line 37 plus line 40)	57	828
OTHER ASSETS AND DEFERRED CHARGES					
42	19	275	(741) Other assets	5	719
43	-	-	(742) Unamortized discount on long-term debt	-	-
44	374	645	(743) Other deferred charges (p. 20)	391	997
45	393	920	Total other assets and deferred charges	397	716
46	22 442	868	TOTAL ASSETS	23 285	616

NOTE.—See page 5A for explanatory notes, which are an integral part of the Comparative General Balance Sheet.

## 200L. COMPARATIVE GENERAL BALANCE SHEET—LIABILITIES AND SHAREHOLDERS' EQUITY

For instructions covering this schedule, see the text pertaining to General Balance Sheet Accounts in the Uniform System of Accounts for Railroad Companies. The entries in this balance sheet should be consistent with those in the supporting schedules on the pages indicated. The entries in column (a) should be restated to conform with the account-

ing requirements followed in column (c). The entries in short column (b<sub>1</sub>) should reflect total book liability at the close of year. The entries in the short column (b<sub>2</sub>) should be deducted from those in column (b<sub>1</sub>) in order to obtain corresponding entries for column (c). All contra entries hereunder should be indicated in parenthesis.

Line No.	Balance at beginning of year		Account or item	Balance at close of year	
	(a)		(b)	(c)	
CURRENT LIABILITIES					
47	-	-	(751) Loans and notes payable (p. 20)	-	-
48	-	-	(752) Traffic, car-service and other balances—Credit	-	-
49	209	130	(753) Audited accounts and wages payable	309	229
50	133	220	(754) Miscellaneous accounts payable	140	728
51	-	-	(755) Interest matured unpaid	-	-
52	-	-	(756) Dividends matured unpaid	-	-
53	23	525	(757) Unmatured interest accrued	21	133
54	-	-	(758) Unmatured dividends declared	-	-
55	211	966	(759) Accrued accounts payable	278	279
56	-	-	(760) Federal income taxes accrued	-	-
57	13	889	(761) Other taxes accrued	14	756
58	-	100	(763) Other current liabilities	-	100
59	590	830	Total current liabilities (exclusive of long-term debt due within one year)	764	225
LONG-TERM DEBT DUE WITHIN ONE YEAR					
60	658	997	(764) Equipment obligations and other debt (pp. 5B and 8)	658	997
LONG-TERM DEBT DUE AFTER ONE YEAR					
61	120	000	(765) Funded debt unmatured (p. 5B)	990	000
62	1253	962	(766) Equipment obligations (p. 8)	1154	965
63	-	-	(767) Receivers' and Trustees' securities (p. 5B)	-	-
64	-	-	(768) Debt in default (p. 20)	-	-
65	-	-	(769) Amounts payable to affiliated companies (p. 8)	-	-
66	2	373	Total long-term debt due after one year	2	134
RESERVES					
67	20	560	(771) Pension and welfare reserves	54	096
68	-	-	(772) Insurance reserves	-	-
69	3	420	(774) Casualty and other reserves	97	839
70	23	880	Total reserves	151	935
OTHER LIABILITIES AND DEFERRED CREDITS					
71	-	-	(781) Interest in default	-	-
72	1	009	(782) Other liabilities	1	009
73	-	-	(783) Unamortized premium on long-term debt	-	-
74	459	831	(784) Other deferred credits (p. 20)	532	064
75	-	-	(785) Accrued depreciation—Leased property (p. 17)	-	-
76	1	469	Total other liabilities and deferred credits	1	561
SHAREHOLDERS' EQUITY					
Capital stock (Par or stated value)					
77	-	-	(791) Capital stock issued:	(b <sub>1</sub> ) Total issued	(b <sub>2</sub> ) Held by or for company
78	-	-	Common stock (p. 5B)	none	none
79	-	-	Preferred stock (p. 5B)	-	-
80	-	-	Total capital stock issued	-	-
81	-	-	(792) Stock liability for conversion	-	-
82	-	-	(793) Discount on capital stock	-	-
82	-	-	Total capital stock	-	-
Capital Surplus					
83	-	-	(794) Premiums and assessments on capital stock (p. 19)	-	-
84	486	264	(795) Paid-in surplus (p. 19)	486	264
85	7	000	(796) Other capital surplus (p. 19)	7	000
86	7	487	Total capital surplus	7	687
Retained Income					
87	2	187	(797) Retained income—Appropriated (p. 19)	2	187
88	7	650	(798) Retained income—Unappropriated (p. 22)	8	338
89	9	838	Total retained income	10	526
90	-	-	Total shareholders' equity	18	913
91	22	442	TOTAL LIABILITIES AND SHAREHOLDERS' EQUITY	23	285

NOTE.—See page 5A for explanatory notes, which are an integral part of the Comparative General Balance Sheet.



## COMPARATIVE GENERAL BALANCE SHEET—EXPLANATORY NOTES

The notes listed below are provided for the purpose of disclosing supplementary information concerning matters which have an important effect on the financial condition of the carrier. The carrier shall give the particulars called for herein and where there is nothing to report, insert the word, "None"; and in addition thereto shall enter in separate notes with suitable particulars other matters involving material amounts of the character commonly disclosed in financial statements under generally accepted accounting and reporting principles, except as shown in other schedules. This includes explanatory statements explaining (1) the procedure in accounting for pension funds including payments to trustees and recording in the accounts pension costs, indicating whether or not consistent with the prior year, and state the amount, as nearly as practicable, of unfunded past service costs; (2) service interruption insurance policies and indicate the amount of indemnity to which respondent will be entitled for work stoppage losses and the maximum amount of additional premium respondent may be obligated to pay in the event such losses are sustained by other railroads; (3) particulars concerning obligations for stock purchase options granted to officers and employees; and (4) what entries have been made for net income or retained income restricted under provisions of mortgages and other arrangements.

1. Show hereunder the estimated accumulated tax reductions realized during current and prior years under section 168 (formerly section 124-A) and under section 167 of the Internal Revenue Code because of accelerated amortization of emergency facilities and accelerated depreciation of other facilities and also depreciation deductions resulting from the use of the new guideline lives, since December 31, 1961, pursuant to Revenue Procedure 62-21 in excess of recorded depreciation. The amount to be shown in each case is the net accumulated reductions in taxes realized less subsequent increases in taxes due to expired or lower allowances for amortization or depreciation as a consequence of accelerated allowances in earlier years. Also, show the estimated accumulated net income tax reduction realized since December 31, 1961, because of the investment tax credit authorized in the Revenue Act of 1962. In the event provision has been made in the accounts through appropriations of surplus or otherwise for the contingency of increase in future tax payments, the amounts thereof and the accounting performed should be shown.

(a) Estimated accumulated net reduction in Federal income taxes since December 31, 1949, because of accelerated amortization of emergency facilities in excess of recorded depreciation under section 168 (formerly section 124-A) of the Internal Revenue Code ..... \$ none

(b) Estimated accumulated savings in Federal income taxes resulting from computing book depreciation under Commission rules and computing tax depreciation using the items listed below ..... \$ none

—Accelerated depreciation since December 31, 1953, under section 167 of the Internal Revenue Code.

—Guideline lives since December 31, 1961, pursuant to Revenue Procedure 62-21.

—Guideline lives under Class Life System (Asset Depreciation Range) since December 31, 1970, as provided in the Revenue Act of 1971.

(c) (i) Estimated accumulated net income tax reduction utilized since December 31, 1961, because of the investment tax credit authorized in the Revenue Act of 1962, as amended ..... \$ none

(ii) If carrier elected, as provided in the Revenue Act of 1971, to account for the investment tax credit under the deferral method, indicate the total deferred investment tax credit in account 784, Other deferred credits, at beginning of year—\$ none

Add investment tax credits applied to reduction of current year's tax liability but deferred for accounting purposes ..... \$ none

Deduct deferred portion of prior year's investment tax credit used to reduce current year's tax accrual ..... \$ none

Other adjustments (indicate nature such as recapture on early disposition) ..... \$ none

Total deferred investment tax credit in account 784 at close of year ..... \$ none

(d) Estimated accumulated net reduction in Federal income taxes because of accelerated amortization of certain rolling stock since December 31, 1969, under provisions of Section 184 of the Internal Revenue Code ..... \$ none

(e) Estimated accumulated net reduction in Federal income taxes because of amortization of certain rights-of-way investment since December 31, 1969, under the provisions of Section 185 of the Internal Revenue Code ..... \$ none

2. Amount of accrued contingent interest on funded debt recorded in the balance sheet:

Description of obligation	Year accrued	Account No.	Amount
<u>Interest on Bonds</u>	<u>1973</u>	<u>757</u>	<u>\$ 24,133</u>
			<u>\$ 24,133</u>

3. As a result of dispute concerning the recent increase in per diem rates for use of freight cars interchanged, settlement of disputed amounts has been deferred awaiting final disposition of the matter. The amounts in dispute for which settlement has been deferred are as follows:

Item	As recorded on books				Amount not recorded
	Amount in dispute	Account Nos.		Amount not recorded	
		Debit	Credit		
Per diem receivable.....	\$ <u>          —          </u>	<u>          —          </u>	<u>          —          </u>	\$ <u>none</u>	
Per diem payable.....	\$ <u>19,435</u>	<u>          —          </u>	<u>          —          </u>	\$ <u>none</u>	
Net amount.....	\$ <u>19,435</u>	<u>xxxxxx</u>	<u>xxxxxx</u>	\$ <u>none</u>	

4. Amount (estimated, if necessary) of net income, or retained income which has to be provided for capital expenditures, and for sinking and other funds pursuant to provisions of reorganization plans, mortgages, deeds of trust, or other contracts ..... \$ none

5. Estimated amount of future earnings which can be realized before paying Federal income taxes because of unused and available net operating loss carryover on January 1 of the year following that for which the report is made ..... \$ none

## 670. FUNDED DEBT UNMATURED

Give particulars of the various issues of securities in accounts Nos. 764, "Equipment obligations and other debt due within one year" (excluding equipment obligations), and 765, "Funded debt unmatured," at close of the year. Funded debt, as here used, comprises all obligations maturing later than one year after date of issue in accordance with the instructions in the Uniform System of Accounts for Railroad Companies. Show

each issue separately, and make all necessary explanations in footnotes. For the purposes of this report, securities are considered to be *actually issued* when sold to a bona fide purchaser for a valuable consideration, and such purchaser holds free from control by the respondent. All securities actually issued and not reacquired by or for the respondent are considered to be *actually outstanding*. It should be noted that section 20a of

the Interstate Commerce Act makes it unlawful for a carrier to issue or assume any securities, unless and until, and then only to the extent that, the Commission by order authorizes such issue or assumption. Entries in columns (k) and (l) should include interest accrued on funded debt reacquired, matured during the year, even though no portion of the issue is outstanding at the close of the year.

Line No.	Name and character of obligation (a)	Nominal date of issue (b)	Date of maturity (c)	INTEREST PROVISIONS		Total amount nominally and actually issued (f)	Nominally issued and held by or for respondent (Identify pledged securities by symbol "p") (g)	Total amount actually issued (h)	Reacquired and held by or for respondent (Identify pledged securities by symbol "p") (i)	Actually outstanding at close of year (j)	INTEREST DURING YEAR	
				Rate percent per annum (d)	Dates due (e)						Accrued (k)	Actually paid (l)
1	NOPB RR BONDS	1960	1972-76	3.50	2/1&8/1	700,000	-	700,000	-	420,000	15,108	17,150
2	NOPB RR BONDS	1963	1977-81	3.10	2/1&8/1	700,000	-	700,000	-	700,000	21,700	21,700
	TOTAL BONDS					1,400,000	-	1,400,000	-	1,120,000	36,808	38,850
30	CITY OF NOPB NOTE	1972	1973	4.5	3/1/73	420,000	-	420,000	-	-	3,055	9,372
31	CITY OF NOPB NOTE	1973	1974	4.25	3/1/74	420,000	-	420,000	-	420,000	14,916	8,949
	TOTAL NOTES					840,000	-	840,000	-	420,000	17,971	18,321
	GRAND TOTAL					2,240,000	-	2,240,000	-	(5)1,540,000	54,779	57,171

Line No.	(a)	(b)	(c)	(d)	(e)	(f)	(g)	(h)	(i)	(j)	(k)	(l)
11												
12												
13												
14												
15	Par value of par value or book value of nonpar stock canceled: Nominally issued, \$ _____ Actually issued, \$ _____											
16	Amount of receipts outstanding at the close of the year for installments received on subscriptions for stocks _____											
17	Purpose for which issue was authorized† _____											
18	The total number of stockholders at the close of the year was _____											

## 695. RECEIVERS' AND TRUSTEES' SECURITIES

Give particulars of evidences of indebtedness issued and payment of equipment obligations assumed by receivers and trustees under orders of a court as provided for in account No. 767, "Receivers' and trustees' securities." For definition of securities actually issued, and actually outstanding, see instructions for schedule 670.

Line No.	Name and character of obligation (a)	Nominal date of issue (b)	Date of maturity (c)	INTEREST PROVISIONS		Total par value authorized† (f)	TOTAL PAR VALUE HELD BY OR FOR RESPONDENT AT CLOSE OF YEAR		Total par value actually outstanding at close of year (i)	INTEREST DURING YEAR	
				Rate percent per annum (d)	Dates due (e)		Nominally issued (g)	Nominally outstanding (h)		Accrued (j)	Actually paid (k)
21											
22											
23											
24											
25											
26											
	TOTAL										

† By the State Board of Railroad Commissioners, or other public authority, if any, having control over the issue of securities; if no public authority has such control, state the purpose and amounts as authorized by the board of directors and approved by stockholders.





## 701. ROAD AND EQUIPMENT PROPERTY

1. Give particulars of changes during the year in accounts 731, "Road and equipment property," and 732, "Improvements on leased property," classified in accordance with the Uniform System of Accounts for Railroad Companies.

2. Gross charges during the year should include disbursements made for the specific purpose of purchasing, constructing, and equipping new lines, extensions of old lines, and for additions and betterments. Both the debit and credit involved in each transfer, adjustment, or clearance, between road and equipment accounts, should be included in columns (c) or (d), as may be appropriate, depending on the nature of the item. Adjustments in excess of \$100,000 should be explained. All changes made during the year should be analyzed by primary accounts.

3. Report on line 25 amounts not includable in the primary road accounts. The items reported should be briefly identified and explained in a footnote on page 6. Amounts should be reported on this line only under special circumstances, usually after permission is obtained from the Commission for exceptions to prescribed accounting. Reference to such authority should be made when explaining the amounts reported. Respondents must not make arbitrary changes to the printed stub or column headings without specific authority from the Commission.

Line No.	Account (a)	Balance at beginning of year (b)	Gross charges during year (c)	Credits for property retired during year (d)	Balance at close of year (e)
1	(1) Engineering.....	914 026	-	1 941	912 085
2	(2) Land for transportation purposes.....	1 350 906	-	-	1 350 906
3	(2½) Other right-of-way expenditures.....	-	-	-	-
4	(3) Grading.....	520 673	3 118	1 198	522 593
5	(5) Tunnels and subways.....	-	-	-	-
6	(6) Bridges, trestles, and culverts.....	9 383 342	8 662	5 021	9 386 983
7	(7) Elevated structures.....	-	-	-	-
8	(8) Ties.....	886 192	2 303	3 856	884 639
9	(9) Rails.....	1 210 872	1 023	6 134	1 205 761
10	(10) Other track material.....	1 851 800	4 457	3 371	1 852 886
11	(11) Ballast.....	894 982	25 138	385	919 735
12	(12) Track laying and surfacing.....	755 523	6 237	2 764	758 996
13	(13) Fences, snowsheds, and signs.....	12 482	-	-	12 482
14	(16) Station and office buildings.....	231 655	196	-	231 851
15	(17) Roadway buildings.....	84 443	-	-	84 443
16	(18) Water stations.....	1 360	-	-	1 360
17	(19) Fuel stations.....	5 839	-	-	5 839
18	(20) Shops and enginehouses.....	262 069	1 207	-	263 276
19	(21) Grain elevators.....	-	-	-	-
20	(22) Storage warehouses.....	-	-	-	-
21	(23) Wharves and docks.....	-	-	-	-
22	(24) Coal and ore wharves.....	-	-	-	-
23	(25) TOFC/COFC terminals.....	-	-	-	-
24	(26) Communication systems.....	23 109	7 776	-	30 885
25	(27) Signals and interlockers.....	520 620	-	-	520 620
26	(28) Power plants.....	-	-	-	-
27	(31) Power-transmission systems.....	3 574	-	-	3 574
28	(35) Miscellaneous structures.....	3 593	-	-	3 593
29	(37) Roadway machines.....	195 511	14 409	1 292	208 628
30	(38) Roadway small tools.....	20 236	-	-	20 236
31	(39) Public improvements—Construction.....	245 860	1 048	-	246 908
32	(43) Other expenditures—Road.....	(1 202)	-	-	(1 202)
33	(44) Shop machinery.....	156 248	-	-	156 248
34	(45) Power-plant machinery.....	-	-	-	-
35	Other (specify and explain).....	(9)	-	-	(9)
36	TOTAL EXPENDITURES FOR ROAD.....	18 833 704	75 574	25 962	18 883 316
37	(52) Locomotives.....	1 862 745	-	-	1 862 745
38	(53) Freight-train cars.....	94 739	-	-	94 739
39	(54) Passenger-train cars.....	-	-	-	-
40	(55) Highway revenue equipment.....	-	-	-	-
41	(56) Floating equipment.....	-	-	-	-
42	(57) Work equipment.....	104 044	1 018	-	105 062
43	(58) Miscellaneous equipment.....	60 249	12 957	3 882	69 324
44	TOTAL EXPENDITURES FOR EQUIPMENT.....	2 121 777	13 975	3 882	2 131 870
45	(71) Organization expenses.....	-	-	-	-
46	(76) Interest during construction.....	860 917	-	456	860 461
47	(77) Other expenditures—General.....	377 251	-	-	377 251
48	TOTAL GENERAL EXPENDITURES.....	1 238 168	-	456	1 237 712
49	TOTAL.....	22 193 649	89 549	30 300	22 252 898
50	(80) Other elements of investment.....	-	-	-	-
51	(90) Construction work in progress.....	-	-	-	-
52	GRAND TOTAL.....	22 193 649	89 549	30 300	22 252 898



### 801. PROPRIETARY COMPANIES

Give particulars called for regarding each inactive proprietary corporation of the respondent (i. e., one all of whose outstanding stocks or obligations are held by or for the respondent without

any accounting to the said proprietary corporation). It may also include such line when the actual title to all of the outstanding stocks or obligations rests in a corporation controlled by or

controlling the respondent; but in the case of any such inclusion, the facts of the relation to the respondent of the corporation holding the securities should be fully set forth in a footnote.

Line No.	Name of proprietary company (a)	MILEAGE OWNED BY PROPRIETARY COMPANY						Investment in transportation property (accounts Nos. 731 and 732) (g)	Capital stock (account No. 791) (h)	Unmatured funded debt (account No. 766) (i)	Debt in default (account No. 768) (j)	Amounts payable to affiliated companies (account No. 769) (k)			
		Road (b)	Second and additional main tracks (c)	Passing tracks crossovers, and turnouts (d)	Way switching tracks (e)	Yard switching tracks (f)									
1								\$		\$		\$		\$	
2															
3															
4															
5															
6															

None

### 901. AMOUNTS PAYABLE TO AFFILIATED COMPANIES

Give full particulars of the amounts payable by the respondent to affiliated companies, as defined in connection with account No. 769, "Amounts payable to affiliated companies," in the Uniform System of Accounts for Railroad Companies. If

any such debt is evidenced by notes, each note should be separately shown in column (a). Entries in columns (e) and (f) should include interest accruals and interest payments on nonnegotiable debt retired during the year, even though no

portion of the issue remained outstanding at the close of the year. Show, also, in a footnote, particulars of interest charged to cost of property.

Line No.	Name of creditor company (a)	Rate of interest (b)	Balance at beginning of year (c)	Balance at close of year (d)	Interest accrued during year (e)	Interest paid during year (f)
21		%	\$	\$	\$	\$
22						
23						
24						
25						
26						

None

### 902. EQUIPMENT COVERED BY EQUIPMENT OBLIGATIONS

Give the particulars called for regarding the equipment obligations included in the balance outstanding in accounts Nos. 764, "Equipment obligations and other debt due within one year," and 766, "Equipment obligations," at the close of the year. In

column (a) show the name by which the equipment obligation is designated and in column (b) show the classes of equipment and the number of units covered by the obligation together with other details of identification. In column (c) show current rate of

interest, in column (d) show the contract price at which the equipment is acquired, and in column (e) the amount of cash paid upon acceptance of the equipment.

Line No.	Designation of equipment obligation (a)	Description of equipment covered (b)	Current rate of interest (c)	Contract price of equipment acquired (d)	Cash paid on acceptance of equipment (e)	Actually outstanding at close of year (f)	Interest accrued during year (g)	Interest paid during year (h)
41	Lat. Nat. & Bank of Commerce	1000 6' Diesel Locomotives	6 %	\$ 1 489 194	-	\$ 1 253 962	\$ 78 442	\$ 78 442
42								
43								
44								
45								
46								
47								
48								
49								
50								

# GENERAL INSTRUCTIONS CONCERNING RETURNS IN SCHEDULES 1001 AND 1002

1. Schedules 1001 and 1002 should give particulars of stocks, bonds, other secured obligations, unsecured notes, and investment advances of other corporations held by respondent at the close of the year specifically as investments, including obligations of the United States, of a State or local government, or of an individual, so held, in accounts Nos. 715, "Sinking funds"; 716, "Capital and other reserve funds"; 721, "Investments in affiliated companies"; 722, "Other investments"; and 717, "Insurance and other funds"; investments made, disposed of, or written down during the year; and dividends and interest credited to income. Securities of affiliated companies are reportable in schedule No. 1001. Securities of nonaffiliated companies are reportable in schedule No. 1002, however, investments included in account Nos. 715, 716 and 717 held by trustees in lieu of cash deposits required under the governing instrument are to be excluded from this schedule. If any advances reported are pledged, give particulars in a footnote. For definition of affiliated companies, see the rules governing account No. 721, "Investments in affiliated companies," in the Uniform System of Accounts for Railroad Companies.

2. These investments should be subdivided to show the book value pledged, unpledged, and held in fund accounts. Under "pledged" include the book value of securities recorded in accounts Nos. 721, "Investments in affiliated companies," and 722, "Other investments," which are deposited with some pledgee or other trustee, or held subject to the lien of a chattel mortgage, or subject to any other restriction or condition which makes them unavailable for general corporate purposes. "Unpledged" should include all securities held by or for the respondent free from any lien or restriction, recorded in the accounts mentioned above. Under "In sinking, insurance, and other funds" include the book value of securities recorded in accounts Nos. 715, "Sinking funds"; 716, "Capital and other reserve funds"; and 717, "Insurance and other funds."

3. List the investments in the following order and show a total for each group and each class of investments by accounts in numerical order:

## (A) Stocks:

- (1) Carriers—active.
- (2) Carriers—inactive.
- (3) Noncarriers—active.
- (4) Noncarriers—inactive.

## (B) Bonds (including U. S. Government Bonds):

## (C) Other secured obligations:

## (D) Unsecured notes:

## (E) Investment advances:

4. The subclassification of classes (B), (C), (D), and (E) should be the same as that provided for class (A).

5. By carriers, as the term is here used, is meant companies owning or operating railroads, facilities auxiliary thereto such as bridges, ferries, union depots, and other terminal facilities, sleeping cars, parlor cars, dining cars, freight cars, stockyards, express service and facilities, electric railway highway motor vehicles, steamboats and other marine transportation equipment, pipe lines (other than those for transportation of water), and other instrumentalities devoted to the transportation of persons or property for hire. Telegraph and telephone companies are not meant to be included.

6. Noncarrier companies should, for the purposes of these schedules, include telephone companies, telegraph companies, mining companies, manufacturing companies, hotel companies, etc. Purely "holding companies" are to be classed as noncarrier companies, even though the securities held by such companies are largely or entirely those issued or assumed by carriers.

7. By an active corporation is meant one which maintains an organization for operating property or administering its financial affairs. An inactive corporation is one which has been practically absorbed in a controlling corporation, and which neither operates property nor administers its financial affairs; if it maintains an organization it does so only for the purpose of complying with legal requirements and maintaining title to property or franchises.

8. In case any adjustments in book values thereof have been made during the year, a detailed statement thereof should be given on page 33 of this form.

9. Classify the securities according to the classification given above, showing the subclass by means of letters and figures in columns (a) and (b). Indicate by means of an arbitrary mark in column (c) the obligation in support of which any security is pledged, mortgaged, or otherwise encumbered, giving names and other important particulars of such obligations in footnotes.

10. Entries in column (c) should show date of maturity of bonds and other evidences of indebtedness. Obligations of the same designation which mature serially may be reported as "Serially 19..... to 19....."

11. If the cost of any investment made during the year differs from the book value reported, explain the matter in a footnote. By "cost" is meant the consideration given minus accrued interest or dividends included therein.

12. These schedules should not include any securities issued or assumed by respondent.



## 1001. INVESTMENTS IN AFFILIATED COMPANIES (See page 9 for Instructions)

Line No.	Account No.	Class No.	Name of issuing company and description of security held, also lien reference, if any	Extent of control	INVESTMENTS AT CLOSE OF YEAR	
					BOOK VALUE OF AMOUNT HELD AT CLOSE OF YEAR	
					Pledged	Unpledged
	(a)	(b)	(c)	(d) %	(e)	(f)
1						
2						
3						
4						
5						
6						
7						
8						
9						
10						

## 1002. OTHER INVESTMENTS (See page 9 for Instructions)

Line No.	Account No.	Class No.	Name of issuing company or government and description of security held, also lien reference, if any	INVESTMENTS AT CLOSE OF YEAR	
				BOOK VALUE OF AMOUNT HELD AT CLOSE OF YEAR	
				Pledged	Unpledged
	(a)	(b)	(c)	(d)	(e)
21					
22					
23					
24					
25					
26					
27					
28					
29					
30					
31					

## 1001. INVESTMENTS IN AFFILIATED COMPANIES—Concluded

INVESTMENTS AT CLOSE OF YEAR		Book value of investments made during year (i)	INVESTMENTS DISPOSED OF OR WRITTEN DOWN DURING YEAR		DIVIDENDS OR INTEREST DURING YEAR		Line No.
BOOK VALUE OF AMOUNT HELD AT CLOSE OF YEAR			Book value* (j)	Selling price (k)	Rate (l)	Amount credited to income (m)	
In sinking, insurance, and other funds (g)	Total book value (h)						
\$	\$	\$	\$	\$	%	\$	1
							2
							3
							4
							5
							6
							7
							8
							9
							10

None

## 1002. OTHER INVESTMENTS—Concluded

INVESTMENTS AT CLOSE OF YEAR		Book value of investments made during year (h)	INVESTMENTS DISPOSED OF OR WRITTEN DOWN DURING YEAR		DIVIDENDS OR INTEREST DURING YEAR		Line No.
BOOKVALUE OF AMOUNT HELD AT CLOSE OF YEAR			Book value* (i)	Selling price (j)	Rate (k) (%)	Amount credited to income (l)	
In sinking, insurance, and other funds (f)	Total book value (g)						
\$	\$	\$	\$	\$	%	\$	22
							23
							24
							25
							26
							27
							28
							29
							30
							31

None

\*Identify all entries in this column which represent a reduction in the book value of securities by symbol and give full explanation in a footnote in each case.



**1201. SECURITIES, ADVANCES, AND OTHER INTANGIBLES OWNED OR CONTROLLED THROUGH NONREPORTING CARRIER AND NONCARRIER SUBSIDIARIES**

1. Give particulars of investments represented by securities and advances (including securities issued or assumed by respondent), and of other intangible property, indirectly owned or controlled by respondent through any subsidiary which does not report to the Commission under the provisions of Part 1 of the Interstate Commerce Act, without regard to any question of whether the company issuing the securities, or the obligor, is controlled by the subsidiary.

2. This schedule should include all securities, open account advances, and other intangible property owned or controlled by nonreporting companies shown in schedule 1001, as well as those owned or controlled by any other organization or individual whose action respondent is enabled to determine.

3. Investments in U. S. Treasury obligations may be combined in a single item.

Line No.	Class No.	Name of issuing company and security or other intangible thing in which investment is made (list on same line in second section and in same order as in first section)	Total book value of investments at close of the year			Book value of investments made during the year			INVESTMENTS DISPOSED OF OR WAITING DOWN DURING YEAR			
									Book value		Selling price	
	(a)	(b)	(c)			(d)			(e)		(f)	
1			\$			\$			\$		\$	
2												
3												
4												
5												
6												
7												
8												
9												
10												
11												
12												
13												
14												
15												
16												
17												
18												
19												
20												
21												
22												
23												
24												

Line No.	Name of subsidiary in connection with things owned or controlled through them
	(a)
1	
2	
3	
4	
5	
6	
7	
8	
9	
10	
11	
12	
13	
14	
15	
16	
17	
18	
19	
20	
21	
22	
23	
24	

# 1302. DEPRECIATION BASE AND RATES—ROAD AND EQUIPMENT OWNED AND USED AND LEASED FROM OTHERS

1. Show in columns (b) and (e), for each primary account, the depreciation base used in computing the depreciation charges for the month of January and in columns (c) and (f) show the depreciation base used in computing the depreciation charges for the month of December; in columns (d) and (g) show the composite rates used in computing the depreciation charges for the month of December, and on lines 30 and 39 of these columns show the composite percentage for all road and equipment accounts, respectively, ascertained by applying the primary account composite rates to the depreciation base used in computing the charges for December and dividing the total so computed by the total depreciation base for the same month. The depreciation base should not include the cost of equipment, used but not owned, when the rents therefor are included in the rent for equipment accounts Nos. 536 to 540, inclusive. It should include the cost of equipment owned and leased to others when the rents therefrom are included in the rent for equipment accounts Nos. 503 to 507, inclusive. The composite rates used should be those prescribed or otherwise authorized by the Commission, except that where the use of component rates has been authorized, the com-

posite rates to be shown for the respective primary accounts should be recomputed from the December charges developed by the use of the authorized rates. If any changes in rates were effective during the year, give full particulars in a footnote.

2. All leased properties may be combined and one composite rate computed for each primary account, or a separate schedule may be included for each such property.

3. Show in columns (e), (f), and (g), data applicable to property, used but not owned, when the rent therefor is included in account No. 542. Report data applicable to improvements to such property, the cost of which is included in account 732, in columns (b), (c) and (d).

4. If the depreciation base for accounts 1, 2½, 3, 5, and 39 includes non-depreciable property, a statement to that effect should be made in a footnote.

5. If depreciation accruals have been discontinued for any account, the depreciation base should be reported nevertheless in support of depreciation reserves. Authority for the discontinuance of accruals should be shown in a footnote indicating the account(s) affected.

Line No.	Account	OWNED AND USED				LEASED FROM OTHERS				
		DEPRECIATION BASE		Annual composite rate (percent) (d)	DEPRECIATION BASE		Annual composite rate (percent) (g)			
		At beginning of year (b)	At close of year (e)		At beginning of year (f)	At close of year (i)				
	(a)	\$		\$	%	\$		\$		%
1	ROAD									
2	(1) Engineering	914 027	912 086	0 95						
3	(2½) Other right-of-way expenditures	-	-	-						
4	(3) Grading	520 673	522 424	0 03						
5	(5) Tunnels and subways	-	-	-						
6	(6) Bridges, trestles, and culverts	9 383 343	9 386 984	1 05						
7	(7) Elevated structures	-	-	-						
8	(13) Fences, snowsheds, and signs	12 482	12 482	2 00						
9	(16) Station and office buildings	231 654	231 850	1 40						
10	(17) Roadway buildings	84 443	84 443	2 50						
11	(18) Water stations	1 361	1 361	2 90						
12	(19) Fuel stations	5 839	5 839	2 50						
13	(20) Shops and enginehouses	262 069	262 069	1 75						
14	(21) Grain elevators	-	-	-						
15	(22) Storage warehouses	-	-	-						
16	(23) Wharves and docks	-	-	-						
17	(24) Coal and ore wharves	-	-	-						
18	(25) TOFC/COFC terminals	-	-	-						
19	(26) Communication systems	23 110	30 031	2 85						
20	(27) Signals and interlockers	520 620	520 620	2 90						
21	(29) Power plants	-	-	-						
22	(31) Power-transmission systems	3 575	3 575	4 00						
23	(35) Miscellaneous structures	3 594	3 594	2 10						
24	(37) Roadway machines	195 511	209 627	5 20						
25	(39) Public improvements—Construction	245 860	246 907	3 40						
26	(44) Shop machinery	156 248	156 248	2 60						
27	(45) Power-plant machinery	-	-	-						
28	All other road accounts	-	-	-						
29	Amortization (other than defense projects)	-	-	-						
30	Total road	12 564 409	12 589 140	1 25		-		-		-
31	EQUIPMENT									
32	(52) Locomotives	1 862 748	1 862 748	3 92						
33	(53) Freight-train cars	94 740	94 740	5 18						
34	(54) Passenger-train cars	-	-	-						
35	(55) Highway revenue equipment	-	-	-						
36	(56) Floating equipment	-	-	-						
37	(57) Work equipment	104 043	104 838	3 35						
38	(58) Miscellaneous equipment	60 246	67 626	9 31						
39	Total equipment	2 121 777	2 129 952	4 12						
40	GRAND TOTAL	14 686 186	14 719 092	xx xx		-		-		xx xx



## 1303. DEPRECIATION BASE AND RATES—ROAD AND EQUIPMENT LEASED TO OTHERS

1. This schedule is to be used in cases where the related depreciation reserve is carried in the accounts of the respondent, and the rent therefrom is included in account No. 500.

2. Show in columns (b) and (c), for each primary account, the depreciation base used in computing the depreciation for the months of January and December, respectively, with respect to road and equipment owned by the respondent but leased to others, the depreciation charges for which are not includable in operating expenses of the respondent, but for which the depreciation reserve is recorded in the accounts of the respondent. If the base for road is other than the original cost or estimated original cost as found by the Commission's Bureau of Accounts, brought to a current date by the respondent from its Order No. 3 records and accounts, or is other than ledger value for equipment, a full explanation should be given.

3. In column (d) show the composite rates used in computing the depreciation for the month of December and on lines 29 and 38 of this column show the composite percentage for all road and equipment accounts, respectively, ascertained by applying the primary accounts composite rates to the depreciation base used in computing the depreciation for December and dividing the total so computed by the depreciation base.

4. If the depreciation base for accounts 1, 2½, 3, 5, and 39 includes nondepreciable property, a statement to that effect should be made in a footnote.

5. If depreciation accruals have been discontinued for any account, the depreciation base should be reported nevertheless in support of depreciation reserves. Authority for the discontinuance of accruals should be shown in a footnote indicating the account(s) affected.

Line No.	Account (a)	DEPRECIATION BASE				Annual composite rate (percent)	
		Beginning of year (b)		Close of year (c)		(d)	
		\$		\$			%
1	<b>ROAD</b>						
2	(1) Engineering.....						
3	(2½) Other right-of-way expenditures.....						
4	(3) Grading.....						
5	(5) Tunnels and subways.....						
6	(6) Bridges, trestles, and culverts.....						
7	(7) Elevated structures.....						
8	(13) Fences, snow sheds, and signs.....						
9	(16) Station and office buildings.....						
10	(17) Roadway buildings.....						
11	(18) Water stations.....						
12	(19) Fuel stations.....						
13	(20) Shops and enginehouses.....						
14	(21) Grain elevators.....						
15	(22) Storage warehouses.....						
16	(23) Wharves and docks.....						
17	(24) Coal and ore wharves.....						
18	(25) TOFC/COFC terminals.....						
19	(26) Communication systems.....						
20	(27) Signals and interlockers.....						
21	(29) Power plants.....						
22	(31) Power-transmission systems.....						
23	(35) Miscellaneous structures.....						
24	(37) Roadway machines.....						
25	(39) Public improvements—Construction.....						
26	(44) Shop machinery.....						
27	(45) Power-plant machinery.....						
28	All other road accounts.....						
29	Total road.....						
30	<b>EQUIPMENT</b>						
31	(52) Locomotives.....						
32	(53) Freight-train cars.....						
33	(54) Passenger-train cars.....						
34	(55) Highway revenue equipment.....						
35	(56) Floating equipment.....						
36	(57) Work equipment.....						
37	(58) Miscellaneous equipment.....						
38	Total equipment.....						
39	GRAND TOTAL.....						

## 1501. DEPRECIATION RESERVE—ROAD AND EQUIPMENT OWNED AND USED

1. Give the particulars called for hereunder with respect to credits and debits to account No. 735, "Accrued depreciation—Road and Equipment," during the year relating to road and equipment owned and used. This schedule should not include any entries for depreciation of equipment, used but not owned, when the rents therefor are included in the rent for equipment accounts Nos. 536 to 540, inclusive. It should include entries for depreciation of equipment owned but not used when the rents therefrom are included in the rent for equipment accounts Nos. 503 to 507, inclusive. (See schedule 1502 for the reserve relating to road and equipment owned but not used by the respondent.) If any

entries are made for "Other credits" or "Other debits," state the facts occasioning such entries. A debit balance in column (b) or (g) for any primary account should be shown in red or designated "Dr."

2. If there is any inconsistency between the credits to the reserve as shown in column (c) and the charges to operating expenses, a full explanation should be given.

3. All credits or debits to the reserve representing amortization other than for defense projects, if a general amortization program has been authorized, should be entered on line 29.

Line No.	Account (a)	Balance at beginning of year (b)			CREDITS TO RESERVE DURING THE YEAR			DEBITS TO RESERVE DURING THE YEAR			Balance at close of year (g)		
					Charges to operating expenses (c)			Retirements (e)			Other debits (f)		
		\$			\$			\$			\$		
1	ROAD												
2	(1) Engineering.....	221	629		8	675						230	304
3	(2½) Other right-of-way expenditures.....		-			-							-
4	(3) Grading.....	5	020			157						5	177
5	(5) Tunnels and subways.....		-			-							-
6	(6) Bridges, trestles, and culverts.....	2	780	855	99	539		2	780			2	976
7	(7) Elevated structures.....		-			-							-
8	(13) Fences, snowsheds, and signs.....	9	731			249						9	980
9	(16) Station and office buildings.....	53	719		3	245						56	964
10	(17) Roadway buildings.....	36	117		2	111						38	228
11	(18) Water stations.....		855			39							894
12	(19) Fuel stations.....	3	650			146						3	796
13	(20) Shops and enginehouses.....	103	637		4	586						108	223
14	(21) Grain elevators.....		-			-							-
15	(22) Storage warehouses.....		-			-							-
16	(23) Wharves and docks.....		-			-							-
17	(24) Coal and ore wharves.....		-			-							-
18	(25) TOFC/COFC terminals.....		-			-							-
19	(26) Communication systems.....	13	468			722						14	190
20	(27) Signals and interlockers.....	359	719		15	098						374	817
21	(29) Power plants.....		-			-							-
22	(31) Power-transmission systems.....	1	045			143						1	188
23	(35) Miscellaneous structures.....	2	231			75						2	306
24	(37) Roadway machines.....	99	545		10	508		11	014			99	039
25	(39) Public improvements—Construction.....	160	241		8	392						168	633
26	(44) Shop machinery*.....	98	448		4	063						102	511
27	(45) Power-plant machinery*.....		-			-							-
28	All other road accounts.....		-			-							-
29	Amortization (other than defense projects).....		-			-							-
30	Total road.....	3	949	910	156	748	-	13	794	-		4	092
31	EQUIPMENT												
32	(52) Locomotives.....	95	309		73	020						168	329
33	(53) Freight-train cars.....	285	896		4	908						290	804
34	(54) Passenger-train cars.....		-			-							-
35	(55) Highway revenue equipment.....		-			-							-
36	(56) Floating equipment.....		-			-							-
37	(57) Work equipment.....	16	264		3	492						19	756
38	(58) Miscellaneous equipment.....	18	924		5	720		3	737			20	907
39	Total equipment.....	416	393		87	140	-	3	737	-		499	796
40	GRAND TOTAL.....	4	366	303	243	888	-	17	531	-		4	592

\*Chargeable to account 223.



## 1502. DEPRECIATION RESERVE—ROAD AND EQUIPMENT LEASED TO OTHERS

1. This schedule is to be used in cases where the depreciation reserve is carried in the accounts of the respondent, and the rent therefrom is included in account No. 509.

2. Give the particulars called for hereunder with respect to credits and debits to account No. 735, "Accrued depreciation—Road and Equipment," during the year relating to road and equipment leased to others,

the depreciation charges for which are not includable in operating expenses of the respondent. (See schedule 1501 for the reserve relating to road and equipment owned and used by the respondent.)

3. If any entries are made for "Other credits" and "Other debits," state the facts occasioning such entries. A debit balance in columns (b) or (g) for any primary account should be shown in red or designated "Dr."

Line No.	Account (a)	Balance at beginning of year (b)		CREDITS TO RESERVE DURING THE YEAR				DEBITS TO RESERVE DURING THE YEAR				Balance at close of year	
		\$		Charges to others (c)		Other credits (d)		Retirements (e)		Other debits (f)		\$	
1	ROAD												
2	(1) Engineering												
3	(3) Other right-of-way expenditures												
4	(3) Grading												
5	(5) Tunnels and subways												
6	(6) Bridges, trestles, and culverts												
7	(7) Elevated structures												
8	(13) Fences, snowsheds, and signs												
9	(16) Station and office buildings												
10	(17) Roadway buildings												
11	(18) Water stations												
12	(19) Fuel stations												
13	(20) Shops and enginehouses												
14	(21) Grain elevators												
15	(22) Storage warehouses												
16	(23) Wharves and docks												
17	(24) Coal and ore wharves												
18	(25) TOFC/COFC terminals												
19	(26) Communication systems												
20	(27) Signals and interlockers												
21	(29) Power plants												
22	(31) Power-transmission systems												
23	(35) Miscellaneous structures												
24	(37) Roadway machines												
25	(39) Public improvements—Construction												
26	(44) Shop machinery												
27	(45) Power-plant machinery												
28	All other road accounts												
29	Total road												
30	EQUIPMENT												
31	(52) Locomotives												
32	(53) Freight-train cars												
33	(54) Passenger-train cars												
34	(55) Highway revenue equipment												
35	(56) Floating equipment												
36	(57) Work equipment												
37	(58) Miscellaneous equipment												
38	Total equipment												
39	GRAND TOTAL												

None

None

## 1503. DEPRECIATION RESERVE—ROAD AND EQUIPMENT LEASED FROM OTHERS

1. Give full particulars called for hereunder with respect to credits and debits to account No. 785, "Accrued depreciation—Leased property," during the year relating to road and equipment leased from others, the depreciation charges for which are includable in operating expenses of the respondent.

2. Show in column (c) amounts which were charged to operating expenses, and in column (f) show payments made to the lessor in settlement thereof. A full explanation should be given of all entries in columns (d) and (f).

3. Any inconsistency between the credits to the reserve as shown in column (c) and the charges to operating expenses should be fully explained.

4. Show in column (e) the debits to the reserve arising from retirements.

5. If settlement for depreciation is made currently between lessee and lessor, and no debits or credits to account No. 785 are made by the accounting company, show in column (c) the charges to operating expenses and in column (f) show payments made to the lessor in settlement thereof.

Line No.	Account	Balance at beginning of year			CREDITS TO RESERVE DURING THE YEAR						DEBITS TO RESERVE DURING THE YEAR						Balance at close of year		
					Charges to operating expenses			Other credits			Retirements			Other debits					
	(a)	(b)			(c)			(d)			(e)			(f)			(g)		
		\$			\$			\$			\$			\$			\$		
1	ROAD																		
2	(1) Engineering.....																		
3	(2) Other right-of-way expenditures.....																		
4	(3) Grading.....																		
5	(5) Tunnels and subways.....																		
6	(6) Bridges, trestles, and culverts.....																		
7	(7) Elevated structures.....																		
8	(13) Fences, snowsheds, and signs.....																		
9	(16) Station and office buildings.....																		
10	(17) Roadway buildings.....																		
11	(18) Water stations.....																		
12	(19) Fuel stations.....																		
13	(20) Shops and enginehouses.....																		
14	(21) Grain elevators.....																		
15	(22) Storage warehouses.....																		
16	(23) Wharves and docks.....																		
17	(24) Coal and ore wharves.....																		
18	(25) TOFC/COFC terminals.....																		
19	(26) Communication systems.....																		
20	(27) Signals and interlocks.....																		
21	(29) Power plants.....																		
22	(31) Power-transmission systems.....																		
23	(35) Miscellaneous structures.....																		
24	(37) Roadway machines.....																		
25	(39) Public improvements—Construction.....																		
26	(44) Shop machinery.....																		
27	(45) Power-plant machinery.....																		
28	All other road accounts.....																		
29	Total road.....																		
30	EQUIPMENT																		
31	(52) Locomotives.....																		
32	(53) Freight-train cars.....																		
33	(54) Passenger-train cars.....																		
34	(55) Highway revenue equipment.....																		
35	(56) Floating equipment.....																		
36	(57) Work equipment.....																		
37	(58) Miscellaneous equipment.....																		
38	TOTAL EQUIPMENT.....																		
39	GRAND TOTAL.....																		

\*Chargeable to account 222.



1685. AMORTIZATION OF DEFENSE PROJECTS—ROAD AND EQUIPMENT OWNED AND LEASED FROM OTHERS

1. Show in columns (b) to (e) the amount of base of road and equipment property for which amortization reserve is provided in account No. 736, "Amortization of defense projects—Road and Equipment" of the respondent. If the amortization base is other than the ledger value stated in the investment account, a full explanation should be given.

2. Show in columns (f) to (i) the balances at the close of the year and all credits and debits during the year in reserve account No. 736, "Amortization of defense projects—Road and Equipment."

3. The information requested for "Road" by columns (b) through (i) may be shown by projects amounting to \$100,000

or more, or by single entries as "Total road" in line 28. If reported by projects, each project should be briefly described, stating kind, location, and authorization date and number. Projects amounting to less than \$100,000 should be combined in a single entry designated "Minor items, each less than \$100,000."

4. Any amounts included in columns (b) and (f), and in column (h) affecting operating expenses, should be fully explained.

Line No.	Description of property or account (a)	BASE												RESERVE											
		Debits during year (b)			Credits during year (c)			Adjustments (d)			Balance at close of year (e)			Credits during year (f)			Debits during year (g)			Adjustments (h)			Balance at close of year (i)		
		\$			\$			\$			\$			\$			\$			\$			\$		
1	ROAD:	xx	xx	xx	xx	xx	xx	xx	xx	xx	xx	xx	xx	xx	xx	xx	xx	xx	xx	xx	xx	xx	xx	xx	xx
2																									
3																									
4																									
5																									
6																									
7																									
8																									
9																									
10																									
11																									
12																									
13																									
14																									
15																									
16																									
17																									
18																									
19																									
20																									
21																									
22																									
23																									
24																									
25																									
26																									
27																									
28	TOTAL ROAD.....																								
29	EQUIPMENT:	xx	xx	xx	xx	xx	xx	xx	xx	xx	xx	xx	xx	xx	xx	xx	xx	xx	xx	xx	xx	xx	xx	xx	xx
30	(52) Locomotives .....																								
31	(53) Freight-train cars .....																								
32	(54) Passenger-train cars .....																								
33	(55) Highway revenue equipment.....																								
34	(56) Floating equipment.....																								
35	(57) Work equipment .....																								
36	(58) Miscellaneous equipment.....																								
37	Total equipment.....																								
38	GRAND TOTAL.....																								

RAILROAD COMMISSION—OF GREAT BRITAIN—C.O.

### 1607. DEPRECIATION RESERVE—MISCELLANEOUS PHYSICAL PROPERTY

Give particulars of the credits and debits during the year to account No. 738, "Accrued depreciation—Miscellaneous physical property," for each item or group of property for which depreciation was accrued; also the balances at the beginning of the year and at the close of the year in the reserve for each such item or group of property.

Show in column (f) the percentage or composite rate used by the respondent for computing the amount of depreciation credited to the account. Each item amounting to \$50,000 or more should be stated; items less than \$50,000 may be combined in a single entry designated "Minor items, each less than \$50,000."

Line No.	Item (Kind of property and location) (a)	Balance at beginning of year (b)			Credits during year (c)			Debits during year (d)			Balance at close of year (e)			Rates (percent) (f)		Base (g)		
		\$			\$			\$			\$			%		\$		
1																		
2																		
3																		
4																		
5																		
6																		
7																		
8																		
9																		
10																		
11																		
12																		
13																		
14																		
15																		
15	TOTAL																	

### 1608. CAPITAL SURPLUS

Give an analysis in the form called for below of capital surplus accounts. In column (a) give a brief description of the item added or deducted, and in column (b) insert the contra account number to which the amount stated in column (c), (d), or (e) was charged or credited.

Line No.	Item (a)	Contra account number (b)	ACCOUNT NO.					
			704. Premiums and assessments on capital stock (c)		705. Paid-in surplus (d)		706. Other capital surplus (e)	
31	Balance at beginning of year	X X X	\$		\$	486	264	7 000 912
32	Additions during the year (describe):							
33								
34								
35								
36								
37	Total additions during the year	X X X						
38	Deductions during the year (describe):							
39								
40								
41								
42	Total deductions	X X X						
43	Balance at close of year	X X X				486	264	7 000 912

### 1609. RETAINED INCOME—APPROPRIATED

Give an analysis in the form called for below of account No. 707, "Retained income—Appropriated."

Line No.	Class of appropriation (a)	Credits during year (b)			Debits during year (c)			Balance at close of year (d)		
		\$			\$			\$		
61	Additions to property through retained income									
62	Funded debt retired through retained income							2	187	845
63	Sinking fund reserves									
64	Miscellaneous fund reserves									
65	Retained income—Appropriated (not specifically invested)									
66	Other appropriations (specify):									
67										
68										
69										
70										
71										
72										
73										
74	TOTAL							2	187	845



## 1701. LOANS AND NOTES PAYABLE

Give particulars of the various creditors and the character of the transactions involved in the current liability account No. 751, "Loans and notes payable."

List every item in excess of \$100,000, giving the information indicated in the column headings.

For creditors whose balances were severally less than \$100,000, a single

entry may be made under a caption "Minor accounts, each less than \$100,000."

Entries in columns (g) and (h) should include interest accruals and interest payments on loans and notes payable retired during the year, even though no portion of the issue remained outstanding at the close of the year.

Line No.	Name of creditor (a)	Character of liability or of transaction (b)	Date of issue (c)	Date of maturity (d)	Rate of interest (e)	Balance at close of year (f)	Interest accrued during year (g)	Interest paid during year (h)
					%	\$	\$	\$
1								
2								
3								
4								
5								
6								
7								
8								
9								
TOTAL								

## 1702. DEBT IN DEFAULT

Give particulars for amounts included in Balance Sheet Account No. 768, "Debt in default," giving particulars for each security outstanding even though the amount be less than \$100,000.

Entries in columns (g) and (h) should include interest accruals and

interest payments on matured funded debt retired during the year, even though no portion of the debt remained outstanding at the close of the year.

Line No.	Name of security (a)	Reason for nonpayment at maturity (b)	Date of issue (c)	Date of maturity (d)	Rate of interest (e)	Total par value actually outstanding at close of year (f)	Interest accrued during year (g)	Interest paid during year (h)
					%	\$	\$	\$
21								
22								
23								
24								
25								
26								
TOTAL								

## 1703. OTHER DEFERRED CHARGES

Give an analysis of the above-entitled account as of the close of the year, showing in detail each item or subaccount amounting to \$100,000 or more. Items less than \$100,000 may be combined into a single entry

designated "Minor items, each less than \$100,000." In case the character of any item is not fully disclosed by the entries in the columns hereunder, make a full explanation in a footnote.

Line No.	Description and character of item or subaccount (a)	Amount at close of year (b)
		\$
41		
42		
43		
44		
45		
46		
47		
48		
49		
50		
TOTAL		

## 1704. OTHER DEFERRED CREDITS

Give an analysis of the above-entitled account as of the close of the year, showing in detail each item or subaccount amounting to \$100,000 or more. Items less than \$100,000 may be combined into a single entry

designated "Minor items, each less than \$100,000." In case the character of any item is not fully disclosed by the entries in the columns hereunder, make a full explanation in a footnote.

Line No.	Description and character of item or subaccount (a)	Amount at close of year (b)
		\$
61		
62		
63		
64		
65		
66		
67		
68		
69		
TOTAL		

## 1801. INCOME ACCOUNT FOR THE YEAR

1. Give the Income Account of the respondent for the year in accordance with the rules prescribed in the Uniform System of Accounts for Railroad Companies. All contra entries hereunder should be indicated in parentheses.

2. Any unusual accruals involving substantial amounts included in columns (b) and (d) on lines 9 to 63, inclusive, should be fully explained in a footnote.

3. Give the particulars called for on lines 71 to 92, inclusive, with respect to net accruals of taxes on railway property and U.S. Government taxes. Substantial adjustments included in the amounts reported should be explained.

4. On page 21A show an analysis and distribution of Federal income taxes.

Line No.	Item (a)	Amount applicable to the year (b)			Line No.	Item (c)	Amount applicable to the year (d)		
		\$					\$		
1	<b>ORDINARY ITEMS</b>				51	<b>FIXED CHARGES</b>			
2	<b>RAILWAY OPERATING INCOME</b>				52	(542) Rent for leased roads and equipment (p. 27)			
3	(501) Railway operating revenues (p. 23)		4465	521	53	(546) Interest on funded debt:			
4	(531) Railway operating expenses (p. 24)		3841	349	54	(a) Fixed interest not in default		115	257
5	Net revenue from railway operations		624	172	55	(b) Interest in default			
6	(532) Railway tax accruals		449	949	56	(547) Interest on unfunded debt		20	300
7	Railway operating income		174	323	57	(548) Amortization of discount on funded debt			
8	<b>RENT INCOME</b>				58	Total fixed charges		135	557
9	(503) Hire of freight cars and highway revenue freight equipment—Credit balance				59	Income after fixed charges (lines 54, 58)		333	638
10	(504) Rent from locomotives		2	094	60	<b>OTHER DEDUCTIONS</b>			
11	(506) Rent from passenger-train cars				61	(546) Interest on funded debt:			
12	(506) Rent from floating equipment				62	(c) Contingent interest			
13	(507) Rent from work equipment		2	542	63	Ordinary income (lines 59, 62)		333	638
14	(508) Joint facility rent income		145	298					
15	Total rent income		149	934					
16	<b>RENTS PAYABLE</b>				64	<b>EXTRAORDINARY AND PRIOR PERIOD ITEMS</b>			
17	(536) Hire of freight cars and highway revenue freight equipment—Debit balance		237	073	65	(570) Extraordinary items - Net Cr. (Dr.) (p. 21B)		354	524
18	(537) Rent for locomotives				66	(580) Prior period items - Net Cr. (Dr.) (p. 21B)			
19	(538) Rent for passenger-train cars				67	(580) Federal income taxes on extraordinary and prior period items - Debit (Credit) (p. 21B)			
20	(538) Rent for floating equipment				68	Total extraordinary and prior period items - Cr. (Dr.)		354	524
21	(540) Rent for work equipment				69	Net income transferred to Retained Income		682	162
22	(541) Joint facility rents		13	019		Unappropriated			
23	Total rents payable		250	092					
24	Net rents (lines 15, 23)		100	151					
25	Net railway operating income (lines 7, 24)		74	165					
26	<b>OTHER INCOME</b>				70	<b>ANALYSIS OF ACCOUNT 532, RAILWAY TAX ACCRUALS</b>			
27	(502) Revenue from miscellaneous operations (p. 24)				71	United States Government taxes:			
28	(509) Income from lease of road and equipment (p. 27)		14	904	72	Income taxes			
29	(510) Miscellaneous rent income (p. 25)		35	625	73	Old age retirement		392	818
30	(511) Income from nonoperating property (p. 26)		80	096	74	Unemployment insurance		57	031
31	(512) Separately operated properties—Profit				75	All other United States taxes			
32	(513) Dividend income				76	Total—U.S. Government taxes		449	849
33	(514) Interest income		126	122	77	Other than U.S. Government taxes:			
34	(515) Income from sinking and other reserve funds				78				
35	(517) Release of premiums on funded debt				79				
36	(519) Contributions from other companies (p. 27)				80				
37	(519) Miscellaneous income (p. 25)		151	854	81				
38	Total other income		409	601	82				
39	Total income (lines 25, 38)		482	766	83				
40	<b>MISCELLANEOUS DEDUCTIONS FROM INCOME</b>				84				
41	(534) Expenses of miscellaneous operations (p. 24)				85				
42	(535) Taxes on miscellaneous operating property (p. 24)				86				
43	(543) Miscellaneous rents (p. 25)		1	324	87				
44	(544) Miscellaneous tax accruals				88				
45	(545) Separately operated properties—Loss				89				
46	(546) Maintenance of investment organization				90				
47	(550) Income transferred to other companies (p. 27)				91	Total—Other than U.S. Government taxes			
48	(551) Miscellaneous income charges (p. 25)		12	253	92	Grand Total—Railway tax accruals (account 532)		449	849
49	Total miscellaneous deductions		13	577					
50	Income available for fixed charges (lines 39, 49)		469	189					

\*Enter name of State.

NOTE.—See page 21B for explanatory notes, which are an integral part of the Income Account for the Year.



## 1801. INCOME ACCOUNT FOR THE YEAR -- Continued

## ANALYSIS OF FEDERAL INCOME TAXES

Line No.	Item (a)	Amount (b)
101	Provision for income taxes based on taxable net income recorded in the accounts for the year-----	\$-----
102	Net decrease (or increase) in tax because of computing book depreciation under Commission rules and computing tax depreciation using the items listed below-----	\$-----
	--Accelerated depreciation under section 167 of the Internal Revenue Code.	
	--Guideline lives pursuant to Revenue Procedure 62-21.	
	--Guideline lives under Class Life System (Asset Depreciation Range) as provided in the Revenue Act of 1971.	
103	Net increase (or decrease) because of accelerated amortization of facilities under section 168 of the Internal Revenue Code for tax purposes and different basis used for book depreciation-----	\$-----
104	(a) Indicate method elected by carrier, as provided in the Revenue Act of 1971, to account for the investment tax credit.	
	Flow-through----- Deferral-----	
	(b) If flow-through method was elected, indicate net decrease (or increase) in tax accrual because of investment tax credit-----	\$-----
	(c) If deferral method was elected, indicate amount of investment tax credit utilized as a reduction of tax liability for current year-----	\$-----
	Deduct amount of current year's investment tax credit applied to reduction of tax liability but deferred for accounting purposes-----	(-----)
	Balance of current year's investment tax credit used to reduce current year's tax accrual-----	\$-----
	Add amount of prior years' deferred investment tax credits being amortized and used to reduce current year's tax accrual-----	\$-----
	Total decrease in current year's tax accrual resulting from use of investment tax credits-----	\$-----
105	Net decrease (or increase) because of accelerated amortization of certain rolling stock under section 184 of the Internal Revenue Code and basis use for book depreciation-----	\$-----
106	Net decrease (or increase) because of amortization of certain rights-of-way investment under section 185 of the Internal Revenue Code-----	\$-----
	Tax consequences, material in amount, of other unusual and significant items excluded from the income recorded in the accounts for the year or where tax consequences are disproportionate to related amounts recorded in income accounts: (Describe)	
107	-----	
108	-----	
109	-----	
110	-----	
111	-----	
112	-----	
113	-----	
114	-----	
115	-----	
116	-----	
117	Net applicable to the current year-----	
118	Adjustments applicable to previous years (net debit or credit), except carry-backs and carry-overs-----	
119	Adjustments for carry-backs-----	
120	Adjustments for carry-overs-----	
121	Total-----	
	Distribution:	
122	Account 532-----	
123	Account 590-----	
124	Other (Specify)-----	
125	-----	
126	Total-----	

NOTE: The amount shown on line 72 should equal line 125; the amount shown on line 121 should equal line 126.

# INCOME ACCOUNT FOR THE YEAR—EXPLANATORY NOTES

The space below is provided for the purpose of disclosing additional information concerning items of income for the current year. Each carrier shall give the particulars of items herein. Enter in separate notes with suitable explanation, amounts included in income accounts in connection with any unusual and material accrual or changeover in accounting practice; and other matters of the character commonly disclosed in financial statements under generally accepted accounting and reporting principles. Minor items which have no consequential effect on net income for the year need not be reported. If carrier

has nothing to report, insert the word "None." The tax consequences of use of accelerated depreciation and tax guideline service lives, the investment tax credit, as well as other unusual and significant tax items and matters, are to be disclosed in the section below Schedule 1801, "Income account for the year," pertaining to the analysis of Federal income taxes. However, the explanation of items included in accounts 570, "Extraordinary items"; 580, "Prior period items"; and 590 "Federal income taxes on extraordinary and prior period items" are to be disclosed below.

## Profit on Sale of Land

M. M. Investment Co.	-	\$ 297,470
Dart, Henry, & Sharp	-	<u>57,054</u>
		\$ 354,524

Approved by L.C.C. Accounting Board  
on February 11, 1974.



## 1961. RETAINED INCOME—UNAPPROPRIATED

1. Show hereunder the items of the Retained Income Accounts of the respondent for the year, classified in accordance with the Uniform System of Accounts for Railroad Companies.

2. All contra entries hereunder should be indicated in parentheses.

3. Indicate under "Remarks" the amount of assigned Federal income tax consequences, accounts 606 and 616.

Line No.	Item (a)	Amount (b)	Remarks (c)
	<b>CREDITS</b>	\$	
1	(602) Credit balance transferred from Income (p. 21) -----	688,163	
2	(606) Other credits to retained income† -----	-	Net of Federal income taxes \$ <u>none</u>
3	(622) Appropriations released -----	-	
4	Total -----	688,163	
	<b>DEBITS</b>		
5	(612) Debit balance transferred from Income (p. 21) -----	-	
6	(616) Other debits to retained income† -----	-	Net of Federal income taxes \$ <u>none</u>
7	(620) Appropriations for sinking and other reserve funds -----	-	
8	(621) Appropriations for other purposes -----	-	
9	(623) Dividends (p. 23) -----	-	
10	Total -----	-	
11	Net increase during year* -----	688,163	
12	Balance at beginning of year (p. 5)* -----	7,650,376	
13	Balance at end of year (carried to p. 5)* -----	8,338,539	

\* Amount in parentheses indicates debit balance.

† Show principal items in detail.

## 1902. DIVIDEND APPROPRIATIONS

1. Give particulars of each dividend declared. For par value or nonpar stock, show in column (d) the respective total par value or total number of shares on which dividend was declared and the corresponding rate percent or per share in column (b) or (c). If any such dividend was payable in anything other than cash, explain the matter fully in a footnote. 2. If any obligation of any character has been incurred for the purpose of procuring funds for the payment of any dividend or for the purpose of replenishing the treasury of the respondent after payment of any dividend, give full particulars in a footnote. If any class of stock received a return not reportable in this schedule, state the particulars of the case in a footnote. 3. The sum of the dividends stated in column (e) should equal the amount shown in schedule No. 1901.

Line No.	Name of security on which dividend was declared (a)	Rate percent (par value stock) or rate per share (nonpar stock)		Total par value of stock or total number of shares of nonpar stock on which dividend was declared (d)	Dividends (account 622) (e)	DATES	
		Regular (b)	Extra (c)			Declared (f)	Payable (g)
31				\$	\$		
32							
33							
34							
35							
36							
37							
38							
39							
40							
41							
42							
43							
44							
				TOTAL			

## 2001. RAILWAY OPERATING REVENUES

1. State the railway operating revenues of the respondent for the year, classified in accordance with the Uniform System of Accounts for Railroad Companies. The proportion of joint traffic receipts belonging to other carriers should not be included. 2. Any unusual accruals involving substantial amounts included in columns (b) and (d) should be fully explained in a footnote.

Line No.	Class of railway operating revenues (a)	Amount of revenue for the year (b)			Class of railway operating revenues (c)	Amount of revenue for the year (d)		
		\$				\$		
	TRANSPORTATION—RAIL LINE				INCIDENTAL			
1	(101) Freight*				(131) Dining and buffet			
2	(102) Passenger*				(132) Hotel and restaurant			
3	(103) Baggage				(133) Station, train, and boat privileges			
4	(104) Sleeping car				(135) Storage—Freight			
5	(105) Parlor and chair car				(137) Demurrage		557	797
6	(106) Mail				(138) Communication			
7	(107) Express				(139) Grain elevator			
8	(108) Other passenger-train				(141) Power			
9	(109) Milk				(142) Rents of buildings and other property		5	624
10	(110) Switching*	3	894	320	(143) Miscellaneous		7	865
11	(113) Water transfers				Total incidental operating revenue		571	221
12	Total rail-line transportation revenue	3	894	320	JOINT FACILITY			
13					(151) Joint facility—Cr.			
14					(152) Joint facility—Dr.			(80)
15					Total joint facility operating revenue			(80)
16					Total railway operating revenue	4	465	521

\*Report hereunder the charges to these accounts representing payments made to others as follows:

17	1. For terminal collection and delivery services when performed in connection with line-haul transportation of freight on the basis of freight tariff rates	\$	none
18	2. For switching services when performed in connection with line-haul transportation of freight on the basis of switching tariffs and allowances out of freight rates, including the switching of empty cars in connection with a revenue movement	\$	none
19	3. For substitute highway motor service in lieu of line-haul rail service performed under joint tariffs published by rail carriers (does not include traffic moved on joint rail-motor rates):		
20	(a) Payments for transportation of persons	\$	none
	(b) Payments for transportation of freight shipments	\$	none



## 2002. RAILWAY OPERATING EXPENSES

1. State the railway operating expenses of the respondent for the year, classifying them in accordance with the Uniform System of Accounts for Railroad Companies.

2. Any unusual accruals involving substantial amounts included in columns (b) and (d) should be fully explained in a footnote.

Line No.	Name of railway operating expense account (a)	Amount of operating expenses for the year (b)			Name of railway operating expense account (c)	Amount of operating expenses for the year (d)		
		\$	xx	xx		\$	xx	xx
	<b>MAINTENANCE OF WAY AND STRUCTURES</b>		xx	xx	<b>TRANSPORTATION—RAIL LINE</b>		xx	xx
1	(2201) Superintendence		112	476	(2241) Superintendence and dispatching		254	197
2	(2202) Roadway maintenance		1	074	(2242) Station service		50	801
3	(2203) Maintaining structures		29	636	(2243) Yard employees		1	409
4	(2203½) Retirements—Road			-	(2244) Yard switching fuel		62	037
5	(2204) Dismantling retired road property		2	748	(2245) Miscellaneous yard expenses		198	133
6	(2208) Road property—Depreciation		168	991	(2246) Operating joint yards and terminals—Dr		44	588
7	(2209) Other maintenance of way expenses		248	085	(2247) Operating joint yards and terminals—Cr		(99)	(128)
8	(2210) Maintaining joint tracks, yards, and other facilities—Dr		36	313	(2248) Train employees			-
9	(2211) Maintaining joint tracks, yards, and other facilities—Cr		(396)	(019)	(2249) Train fuel			-
10	Total maintenance of way and structures		796	756	(2251) Other train expenses			-
11	<b>MAINTENANCE OF EQUIPMENT</b>		xx	xx	(2252) Injuries to persons		138	224
12	(2221) Superintendence		68	275	(2253) Loss and damage		17	126
13	(2222) Repairs to shop and power-plant machinery		1	247	(2254) Other casualty expenses		85	528
14	(2223) Shop and power-plant machinery—Depreciation		4	063	(2255) Other rail and highway transportation expenses		199	193
15	(2224) Dismantling retired shop and power-plant machinery			-	(2256) Operating joint tracks and facilities—Dr		(27)	(560)
16	(2225) Locomotive repairs		102	165	(2257) Operating joint tracks and facilities—Cr			-
17	(2226) Car and highway revenue equipment repairs		85	172	Total transportation—Rail line		2	332
18	(2227) Other equipment repairs		13	271	<b>MISCELLANEOUS OPERATIONS</b>		xx	xx
19	(2228) Dismantling retired equipment			-	(2258) Miscellaneous operations			-
20	(2229) Retirements—Equipment			-	(2259) Operating joint miscellaneous facilities—Dr			-
21	(2234) Equipment—Depreciation		98	378	(2260) Operating joint miscellaneous facilities—Cr			-
22	(2235) Other equipment expenses		64	507	<b>GENERAL</b>		xx	xx
23	(2236) Joint maintenance of equipment expenses—Dr		(2)	(784)	(2261) Administration		232	222
24	(2237) Joint maintenance of equipment expenses—Cr		434	294	(2262) Insurance		6	565
25	Total maintenance of equipment				(2264) Other general expenses		80	580
26	<b>TRAFFIC</b>		xx	xx	(2265) General joint facilities—Dr			-
27	(2240) Traffic expenses		2	844	(2266) General joint facilities—Cr		(45)	(187)
28					Total general expenses		274	780
29					<b>GRAND TOTAL RAILWAY OPERATING EXPENSES</b>		3	849

30 Operating ratio (ratio of operating expenses to operating revenues), 86.02 percent. (Two decimal places required.)

## 2003. MISCELLANEOUS PHYSICAL PROPERTIES OPERATED DURING THE YEAR

Give particulars of each class of miscellaneous physical property or plant operated during the year. Group the properties under the heads of the classes of operations to which they are devoted.

In column (a) give the designation used in the respondent's records and the name of the town or city and State in which the property or plant is located, stating whether the respondent's title is that of ownership or whether the property is held under lease or other

incomplete title. All peculiarities of title should be explained in a footnote.

The totals of columns (b), (c), and (d) should agree with the totals of accounts Nos. 502, "Revenue from miscellaneous operations," 534, "Expenses of miscellaneous operations," and 535, "Taxes on miscellaneous operating property" in respondent's Income Account for the Year. If not, differences should be explained in a footnote.

Line No.	Designation and location of property or plant, character of business, and title under which held (a)	Total revenue during the year (Acct. 502) (b)			Total expenses during the year (Acct. 534) (c)			Total taxes applicable to the year (Acct. 535) (d)		
		\$			\$			\$		
36										
37										
38										
39										
40										
41										
42										
43										
44										
45										
46										
	<b>TOTAL</b>									

## 2101. MISCELLANEOUS RENT INCOME

Line No.	DESCRIPTION OF PROPERTY		Name of lessee	Amount of rent	
	Name (a)	Location (b)		(c)	(d)
1	New Orleans Public Belt Railroad			\$	
2					
3	Minor items, each less than \$50,000				20 255
4					
5	Mississippi River Bridge				
6					
7	Minor items, each less than \$50,000				15 370
8					
9					
			TOTAL		35 625

## 2102. MISCELLANEOUS INCOME

Line No.	Source and character of receipt (a)	Gross receipts (b)		Expenses and other deductions (c)		Net miscellaneous income (d)	
21	New Orleans Public Belt Railroad			\$		\$	
22	Minor items, each less than \$50,000						11 332
23	Mississippi River Bridge						
24	Minor items, each less than \$50,000						140 522
25							
26							
27							
28							
29	TOTAL						151 854

## 2103. MISCELLANEOUS RENTS

Line No.	DESCRIPTION OF PROPERTY		Name of lessor  (c)	Amount charged to income  (d)	
	Name (a)	Location (b)			
31	New Orleans Public Belt Railroad			\$	
32	Right-of-way	Industrial Canal, N.O., La.	At. of Comm. Port of N.O.		102
33	Minor items, each less than \$ 50,000				1 222
34					
35					
36					
37					
38					
39					
40					
41					
42					
43					
44					
45					
46					
47					
48					
49					
50					
51					
52					
53					
54					
55					
56					
57					
58					
59					
60					
61					
62					
63					
64					
65					
66					
67					
68					
69					
70					
71					
72					
73					
74					
75					
76					
77					
78					
79					
80					
81					
82					
83					
84					
85					
86					
87					
88					
89					
90					
91					
92					
93					
94					
95					
96					
97					
98					
99					
100					
101					
102					
103					
104					
105					
106					
107					
108					
109					
110					
111					
112					
113					
114					
115					
116					
117					
118					
119					
120					
121					
122					
123					
124					
125					
126					
127					
128					
129					
130					
131					
132					
133					
134					
135					
136					
137					
138					
139					
140					
141					
142					
143					
144					
145					
146					
147					
148					
149					
150					
151					
152					
153					
154					
155					
156					
157					
158					
159					
160					
161					
162					
163					
164					
165					
166					
167					
168					
169					
170					
171					
172					
173					
174					
175					
176					
177					
178					
179					
180					
181					
182					
183					
184					
185					
186					
187					
188					
189					
190					
191					
192					
193					
194					
195					
196					
197					
198					
199					
200					
201					
202					
203					
204					
205					
206					
207					
208					
209					
210					
211					
212					
213					
214					
215					
216					
217					
218					
219					
220					
221					
222					
223					
224					
225					
226					
227					
228					
229					
230					
231					
232					
233					
234					
235					
236					
237					
238					
239					
240					
241					
242					
243					
244					
245					
246					
247					
248					
249					
250					
251					
252					
253					
254					
255					
256					
257					
258					
259					
260					
261					
262					
263					
264					
265					
266					
267					
268					
269					
270					
271					
272					
273					
274					
275					
276					
277					
278					
279					
280					
281					
282					
283					
284					
285					
286					
287					
288					
289					
290					
291					
292					
293					
294					
295					
296					
297					
298					
299					
300					
301					
302					
303					
304					
305					
306					
307					
308					
309					
310					
311					
312					
313					
314					
315					
316					
317					
318					
319					
320					
321					
322					
323					
324					
325					
326					
327					
328					
329					
330					
331					
332					
333					
334					
335					
336					
337					
338					
339					
340					
341					
342					
343					
344					
345					
346					
347					
348					
349					
350					
351					
352					
353					
354					
355					
356					
357					
358					
359					
360					
361					
362					
363					
364					
365					
366					
367					
368					
369					
370					
371					
372					
373					
374					
375					
376					
377					
378					
379					
380					
381					
382					
383					
384					
385					
386					
387					
388					
389					
390					
391					
392					
393					
394					
395					
396					
397					
398					
399					
400					
401					
402					
403					
404					
405					
406					
407					
408					
409					
410					
411					
412					
413					
414					
415					



## 26

RAILROAD CORPORATION—OPERATING—C.

Give particulars called for concerning all tracks operated by respondent at the close of the year. Way switching tracks include station, team, industry, and other switching tracks for which no separate switching service is maintained. Yard switching tracks include classification, house, team, industry, and other tracks switched by yard locomotives in yards where separate switching services are maintained. Tracks belonging to an industry for which no rent is payable should not be reported. Switching and Terminal Companies report on line 26 only.

**Line Haul Railways show single track only.  
Switching and Terminal Companies show all tracks.**

2215. Show, by States, mileage of tracks owned but not operated by respondent: First main track, \_\_\_\_\_; second and additional main tracks, \_\_\_\_\_; industrial tracks, \_\_\_\_\_; yard track and sidings, \_\_\_\_\_; total, all tracks, \_\_\_\_\_.

2216. Road is completed from (Line Haul Railways only)\* \_\_\_\_\_ to \_\_\_\_\_ Total distance, \_\_\_\_\_ miles

2217. Road located at (Switching and Terminal Companies only)\* Orleans Parish and Jefferson Parish Louisiana

2218. Gage of track \_\_\_\_\_ ft. 2 1/2 in. 2219. Weight of rail \_\_\_\_\_ lb. per yard.

2220. Kind and number per mile of cross-ties Crossed Sleep & Untreated Cypress

2221. State number of miles electrified: First main track, none; second and additional main tracks, none; passing tracks, cross-overs, and turn-outs, none; yard switching tracks, none; yard switching tracks, none

2222. Ties applied in replacement during year: Number of cross-ties 12,567; average cost per tie, \$ 6.77; number of feet (B. M.) of switch and bridge ties, 283,480; average cost per M feet (B. M.), \$ 341.98

2223. Rail applied in replacement during year: Tons (2,000 pounds), 322; weight per yard, 90; average cost per ton, \$ 109.40

†Mileage should be stated to the nearest hundredth of a mile.

FOOTNOTE - Schedule 2202

0.17	Miles of Truck Leased to Regular Bus. Trans Corp.
0.08	" " " " " " M & J R. & H. Co. RR Co.
1.05	" " " " " " Temp. Leas. RR. of N.O.
0.34	" " " " " " International Harvester
0.10	" " " " " " I.C.R. RR.
<u>1.74</u>	

[illegible]

#### 2304. INCOME TRANSFERRED TO OTHER COMPANIES

Line No.	Name of contributor (a)	Amount during year (b)			Name of transferee (c)	Amount during year (d)		
21		\$				\$		
22								
23								
24	None				None			
25								
26	TOTAL				TOTAL			

None



## 2401. EMPLOYEES, SERVICE, AND COMPENSATION

1. Give particulars of the average number of employees of various classes in the service of the respondent, of service rendered by such employees, and of compensation paid therefor during the year. Employees are to be counted and classified and their service and compensation reported in accordance with the Commission's Rules Governing the Classification of Railroad Employees and Reports of their Service and Compensation, effective January 1, 1951.

2. Averages called for in column (b) should be the average of twelve middle-of-month counts.

3. Pensioners rendering no service are not to be included in the count, nor is any compensation paid them to be included hereunder.

4. If any of the general officers served without compensation or were carried on the payrolls of another company, those facts should be stated in a footnote.

5. If any compensation was paid or is payable under labor awards of the current year, include the amount applicable to the current year in column (d) and show the portion applicable to prior years (back pay) in a footnote, by groups of employees. For purposes of this report, labor awards are intended to cover adjustments resulting from the decisions of Wage Boards and voluntary awards by the respondent incident thereto.

6. This schedule does not include old-age retirement, and unemployment insurance taxes.

Line No.	Classes of employees (a)	Average number of employees (b)	Total service hours (c)	Total compensation (d)	Remarks (e)
1	TOTAL (executives, officials, and staff assistants)	8	22 520	130 167	
2	TOTAL (professional, clerical, and general)	57	124 320	593 939	
3	TOTAL (maintenance of way and structures)	102	180 144	828 919	
4	TOTAL (maintenance of equipment and stores)	39	80 412	419 132	
5	TOTAL (transportation—other than train, engine, and yard)	-	-	-	
6	TOTAL (transportation—yardmasters, switch tenders, and hostlers)	10	25 293	156 624	Eng. Foreman & Hostlers: Back Pay \$3,557 Paid 7/14/71 - 8/2/71; pd. 1/15/73
7	TOTAL, ALL GROUPS (except train and engine)	216	432 689	2,128 778	
8	TOTAL (transportation—train and engine)	101	197 187	1,174 765	
9	GRAND TOTAL	317	629 876	3,303 543	

Amount of foregoing compensation (excluding back pay for prior years) that is chargeable to account No. 531, "Railway operating expenses": \$3,167.704

## 2402. CONSUMPTION OF FUEL BY MOTIVE-POWER UNITS

1. Show hereunder the quantities of the various kinds of fuel consumed by locomotives and motor or other self-propelled rail cars in the service of respondent during the year, and the number of kilowatt-hours for such tractive equipment as was propelled by electricity.

2. The ton of 2,000 pounds should be used.

Line No.	Kind of service (a)	A. LOCOMOTIVES (STEAM, ELECTRIC, AND OTHER)					B. RAIL MOTOR CARS (GASOLINE, OIL-ELECTRIC, ETC.)		
		Diesel oil (gallons) (b)	Gasoline (gallons) (c)	Electricity (kilowatt-hours) (d)	STEAM		Electricity (kilowatt-hours) (g)	Gasoline (gallons) (h)	Diesel oil (gallons) (i)
					Coal (tons) (e)	Fuel oil (gallons) (f)			
31	Freight	-	-	-	-	-	-	-	-
32	Passenger	-	-	-	-	-	-	-	-
33	Yard switching	406,832	-	-	-	-	-	-	-
34	TOTAL TRANSPORTATION	406,832	-	-	-	-	-	-	-
35	Work train	-	-	-	-	-	-	-	-
36	GRAND TOTAL	406,832	-	-	-	-	-	-	-
37	TOTAL COST OF FUEL*	61,103	-	=====	-	-	=====	-	-

\*Show cost of fuel charged to yard and train service (accounts Nos. 2244 and 2249). The cost stated for the various kinds of fuel should be the total charges in the accounts specified, including freight charges and handling expenses. The cost stated for electric current should be the total charges in the accounts enumerated. Fuel and power consumed by mixed and special trains that are predominantly freight should be included in freight service, but where the service of mixed or special trains is predominantly passenger, the fuel and power used should be included in passenger service.

## 2501. COMPENSATION OF OFFICERS, DIRECTORS, ETC.

Give the name, position, salary, and other compensation, such as bonus, commission, gift, reward, or fee, of each of the five persons named in Sections 5 and 6 of Schedule 101 of this report to whom the respondent paid the largest amount during the year covered by this report as compensation for current or past service over and above necessary expenses incurred in discharge of duties, and in addition, all other officers, directors, pensioners, or employees, if any, to whom the respondent similarly paid \$40,000 or more. If more convenient, this schedule may be filled out for a group of companies considered as one system and shown only in the report of the principal company in the system, with references thereto in the reports of the other companies. Any large "other compensation"

should be explained in a footnote. If salary of an individual was changed during the year, show salary before each change as well as at close of year. If an officer, director, etc., receives compensation from more than one transportation company (whether a subsidiary or not) or from a subsidiary company, reference to this fact should be made if his aggregate compensation amounts to \$40,000 or more and the detail as to division of the salary should be stated. By salary (column (c)) is meant the annual rate at which an employee is paid, rather than the amount actually paid for a part of a year when the salary is changed. Also when a 10 percent (or other percent) reduction is made, the net rate and not the basic rate should be shown.

Line No.	Name of person (a)	Title (b)	Salary per annum as of close of year (see instructions) (c)	Other compensation during the year (d)
1	D. Q. Webb, Jr.	General Manager	\$ 25 766	-
2	J. H. Ball	Secretary, Treasurer & Auditor	21 780	-
3				
4				
5				
6				
7	Jones, Walker, Waechele, Portman, Crane & Donaghy	General Counsel	15 000	-
8				
9				
10	The President & President Pro-Tem			
11	serve without compensation		-	-
12				
13				
14				
15				

**2502. PAYMENTS FOR SERVICES RENDERED BY OTHER THAN EMPLOYEES**

In the form below give information concerning payments, fees, retainers, commissions, gifts, contributions, assessments, bonuses, pensions, subscriptions, allowances for expenses, or any form of payments amounting in the aggregate of \$20,000 or more during the year to any corporation, institution, association, firm, partnership, committee, or any person (other than one of respondent's employees covered in schedule 2501 in this annual report) for services or as a donation, except that with respect to contributions under \$20,000 which are made in common with other carriers under a joint arrangement in payment for the performance of services or as a donation, each such contribution shall be reported, irrespectively of the amount thereof, if the total amount paid by all contributors for the performance of the particular service is equal to the sum of \$20,000 or more.

To be included are, among others, payments, directly or indirectly, for legal, medical, engineering, advertising, valuation, accounting, statistical, financial, educational, entertainment, charitable, advisory, defensive, detective, developmental, research, appraisal, registration, purchasing, architectural, and hospital services; payments for expert testimony and for handling wage disputes; and payments for services of banks, bankers, trust companies, insurance companies, brokers, trustees, promoters, solicitors, consultants, actuaries, investigators, inspectors, and efficiency engineers. Payments to the various railway associations, commissions,

committees, bureaus, boards, and other organizations maintained jointly by railways shall also be included. *The enumeration of these kinds of payments should not be understood as excluding other payments for services not excluded below.*

To be excluded are: Rent of buildings or other property, taxes payable to the Federal, State, or local Governments, payments for heat, light, power, telegraph, and telephone services, and payments to other carriers on the basis of lawful tariff charges or for the interchange of equipment between carriers, as well as other payments for services which both as to their nature and amount may reasonably be regarded as ordinarily connected with the routine operation, maintenance, or construction of a railroad, but any special and unusual payments for services should be reported. Payments of \$20,000 or more to organizations maintained jointly by railways with other railways are not to be excluded even if their services are regarded as routine.

If more convenient, this schedule may be filled out for a group of roads considered as one system and shown only in the report of the principal road in the system, with references thereto in the reports of the other roads.

If any doubt exists in the mind of the reporting officer as to the reportability of any type of payment, request should be made for a ruling before filing this report.

Line No.	Name of recipient (a)	Nature of service (b)	Amount of payment (c)		
31			\$		
32					
33					
34					
35					
36					
37					
38					
39					
40					
41					
42					
43					
44					
45					
46					
47					
48					
49					
50					
51					
52					
53					
54					
55					
56					
57					
58					
59					
60					
61					
62					
63					
64					
65					
66					
67					
68					
69					
70					
71					
72					
73					
74					
75					
76					
77					
78					
79					
80					
81					
82					
83					
84					
85					
86					
87					
88					
89					
90					
91					
92					
93					
94					
95					
96					
97					
98					
99					
100					
TOTAL					



## 2601. STATISTICS OF RAIL-LINE OPERATIONS. [For Road Haul Traffic Only]

Give the various statistical items called for concerning the rail-line operations of respondent's road during the year. Motor car and trailer miles, if any, should be included. Highway traffic to be excluded. Locomotive unit-miles should include all miles made by each locomotive unit. Use 150 pounds as the average weight per passenger and four tons as the average weight of contents of each head-end car.

Item No.	Item (a)	Freight trains (b)			Passenger trains (c)			Total transportation service (d)			Work trains (e)		
1	Average mileage of road operated (whole number required).....										X	X	X
	TRAIN-MILES												
2	Total (with locomotives).....												
3	Total (with motorcars).....												
4	TOTAL TRAIN-MILES.....												
	LOCOMOTIVE UNIT-MILES												
5	Road service.....										X	X	X
6	Train switching.....										X	X	X
7	Yard switching.....										X	X	X
8	TOTAL LOCOMOTIVE UNIT-MILES.....										X	X	X
	CAR-MILES												
9	Loaded freight cars.....										X	X	X
10	Empty freight cars.....										X	X	X
11	Caboose.....										X	X	X
12	TOTAL FREIGHT CAR-MILES.....										X	X	X
13	Passenger coaches.....										X	X	X
14	Combination passenger cars (mail, express, or baggage, etc., with passenger).....										X	X	X
15	Sleeping and parlor cars.....										X	X	X
16	Dining, grill and tavern cars.....										X	X	X
17	Head-end cars.....										X	X	X
18	TOTAL (lines 13, 14, 15, 16 and 17).....										X	X	X
19	Business cars.....										X	X	X
20	Crew cars (other than cabooses).....										X	X	X
21	GRAND TOTAL CAR-MILES (lines 12, 18, 19 and 20).....										X	X	X
	REVENUE AND NONREVENUE FREIGHT TRAFFIC	X	X	X	X	X	X	X	X	X	X	X	X
22	Tons—Revenue freight.....	X	X	X	X	X	X	X	X	X	X	X	X
23	Tons—Nonrevenue freight.....	X	X	X	X	X	X	X	X	X	X	X	X
24	TOTAL TONS—REVENUE AND NONREVENUE FREIGHT.....	X	X	X	X	X	X	X	X	X	X	X	X
25	Ton-miles—Revenue freight.....	X	X	X	X	X	X	X	X	X	X	X	X
26	Ton-miles—Nonrevenue freight.....	X	X	X	X	X	X	X	X	X	X	X	X
27	TOTAL TON-MILES—REVENUE AND NONREVENUE FREIGHT.....	X	X	X	X	X	X	X	X	X	X	X	X
	REVENUE PASSENGER TRAFFIC	X	X	X	X	X	X	X	X	X	X	X	X
28	Passengers carried—Revenue.....	X	X	X	X	X	X	X	X	X	X	X	X
29	Passenger-miles—Revenue.....	X	X	X	X	X	X	X	X	X	X	X	X

NOTES AND REMARKS

# 2602. REVENUE FREIGHT CARRIED DURING THE YEAR. (For Road Haul Traffic Only)

1. Give the particulars called for concerning the commodities carried by the respondent during the year, the revenue from which is includable in account no. 101, *Freight*, on the basis of the 2-digit codes named in 49 C.F.R. 123.52, by Order of September 13, 1963. In stating the number of tons received from connecting carriers (c), include all connecting carriers, whether rail or water and whether the freight is received directly or indirectly (as through elevators).

2. Under Order of December 16, 1964, traffic involving less than three shippers reportable in any one commodity class may be excluded from this schedule, but must be submitted unbound in a separate schedule supplemental to this one and marked *Supplemental*. Extra copies of Schedule 2602 may be obtained upon request to the Interstate Commerce Commission, Bureau of Accounts, Washington, D.C., 20423. If a supplemental schedule is filed, check the space provided at the bottom of this schedule. Supplemental reports will be withheld from public inspection.

3. Particulars for Codes 01 to 46 inclusive, should include all traffic moved in lots of 10,000 pounds or more. Forwarder traffic includes freight traffic shipped by or consigned to any forwarder holding a permit under Part IV of the Interstate Commerce Act. Code 47 should include all traffic moved in lots of less than 10,000 pounds.

4. *Gross freight revenue* means respondent's gross freight revenue without adjustment for absorption or corrections.

Item No.	COMMODITY Description (a)	Code No.	REVENUE FREIGHT IN TONS (2,000 POUNDS)			Gross freight revenue (dollars) (e)
			Originating on respondent's road (b)	Received from connecting carriers (c)	Total carried (d)	
1	Farm Products	01				
2	Forest Products	08				
3	Fresh Fish and Other Marine Products	09				
4	Metallic Ores	10				
5	Coal	11				
6	Crude Petro, Nat Gas, & Nat Gas	13				
7	Nonmetallic Minerals, except Fuels	14				
8	Ordinance and Accessories	19				
9	Food and Kindred Products	20				
10	Tobacco Products	21				
11	Textile Mill Products	22				
12	Apparel & Other Finished Tex Prd Inc Knit	23				
13	Lumber & Wood Products, except Furniture	24				
14	Furniture and Fixtures	25				
15	Pulp, Paper and Allied Products	26				
16	Printed Matter	27				
17	Chemicals and Allied Products	28				
18	Petroleum and Coal Products	29				
19	Rubber & Miscellaneous Plastic Products	30				
20	Leather and Leather Products	31				
21	Stone, Clay, Glass & Concrete Prd---	32				
22	Primary Metal Products	33				
23	Fabr Metal Prd, Exc Ordn, Machy & Transp-----	34				
24	Machinery, except Electrical	35				
25	Electrical Machy, Equipment & Supplies	36				
26	Transportation Equipment	37				
27	Instr, Phot & Opt GD, Watches & Clocks	38				
28	Miscellaneous Products of Manufacturing	39				
29	Waste and Scrap Materials	40				
30	Miscellaneous Freight Shipments	41				
31	Containers, Shipping, Returned Empty	42				
32	Freight Forwarder Traffic	44				
33	Shipper Assn or Similar Traffic	45				
34	Misc Mixed Shipment Exc Fwdr & Shpr Assn-----	46				
35	TOTAL, CARLOAD TRAFFIC					
36	Small Packaged Freight Shipments	47				
37	Total, Carload & LCL Traffic					

☐ This report includes all commodity statistics for the period covered.

☐ A supplemental report has been filed covering traffic involving less than three shippers reportable in any one commodity code.

☐ Supplemental Report NOT OPEN TO PUBLIC INSPECTION.

## ABBREVIATIONS USED IN COMMODITY DESCRIPTIONS

Assn	Association	Inc	Including	Nat	Natural	Prd	Products
Exc	Except	Instr	Instruments	Opt	Optical	Shpr	Shipper
Fabr	Fabricated	LCL	Less than carload	Ordn	Ordinance	Tex	Textile
Fwdr	Forwarder	Machy	Machinery	Petro	petroleum	Transp	Transportation
Gd	Goods	Misc	Miscellaneous	phot	photographic		
Gsln	Gasoline						



## 2701. SWITCHING AND TERMINAL TRAFFIC AND CAR STATISTICS

(FOR SWITCHING OR TERMINAL COMPANIES ONLY)

Give particulars of cars handled during the year. With respect to the term "cars handled" it should be observed that, when applied to switching operations, the movement of a car from the point at which a switching company receives it, whether loaded or empty, to the point where it is loaded or unloaded or delivered to another connecting line is to be counted as one car handled. The return of a car, whether loaded or empty, from the point where it is loaded or unloaded, to the point of delivery is to be counted as one car handled. No incidental movement

is to be considered, unless such incidental movement involves the receipt of additional revenue. When applied to terminal operations, such as union station, bridge, ferry, or other joint facility terminal operations, the term "cars handled" includes all cars for which facilities are furnished.

The number of locomotive-miles in yard-switching service should be computed in accordance with account No. 816, "Yard switching locomotive-miles."

Item No.	Item (a)	Switching operations (b)			Terminal operations (c)			Total (d)	
FREIGHT TRAFFIC									
1	Number of cars handled earning revenue—Loaded.....	107	479					107 479	
2	Number of cars handled earning revenue—Empty.....								
3	Number of cars handled at cost for tenant companies—Loaded.....								
4	Number of cars handled at cost for tenant companies—Empty.....								
5	Number of cars handled not earning revenue—Loaded.....								
6	Number of cars handled not earning revenue—Empty.....	100	041					100 041	
7	Total number of cars handled.....	207	520			-		207 520	
PASSENGER TRAFFIC									
8	Number of cars handled earning revenue—Loaded.....								
9	Number of cars handled earning revenue—Empty.....								
10	Number of cars handled at cost for tenant companies—Loaded.....								
11	Number of cars handled at cost for tenant companies—Empty.....								
12	Number of cars handled not earning revenue—Loaded.....								
13	Number of cars handled not earning revenue—Empty.....								
14	Total number of cars handled.....		-			-		-	
15	Total number of cars handled in revenue service (Items 7 and 14).....	207	520			-		207 520	
16	Total number of cars handled in work service.....		-			-		-	

Number of locomotive-miles in yard-switching service: Freight, 246,498; passenger, none

## 2801. INVENTORY OF EQUIPMENT INSTRUCTIONS

1. Give particulars of each of the various classes of equipment which respondent owned or leased during the year.

2. In column (e) give the number of units of equipment purchased, built in company shops, or otherwise acquired.

3. Units leased to others for a period of one year or more are reportable in column (i); units temporarily out of respondent's service and rented to others for less than one year are to be included in column (e); units rented from others for a period less than one year should not be included in column (i). Units installed during the year and subsequently leased to others for a year or more should be shown as added in column (e), as retired in column (d), and included in column (i).

4. For reporting purposes, a "locomotive unit" is a self-propelled vehicle generating or converting energy into motion, and designed solely for moving other equipment. (A locomotive tender should be considered as a part of the locomotive unit.) A "self-propelled car" is a rail motor car propelled by electric motors receiving power from third rail or overhead, or internal combustion engines located on the car itself. Trailers equipped for use only in trains of cars that are self-propelled are to be included as self-propelled equipment.

5. A "Diesel" unit includes all units propelled by diesel internal combustion engines irrespective of final drive, and whether power may at times be supplied from an external conductor. An "Electric" unit includes all units which receive electric power from an overhead contact wire or third rail, and use the power to drive one or more electric

motors that propel the vehicle. An "Other" unit includes all units other than diesel or electric, e.g., steam gas turbine. Show the types of other units, service and number, as appropriate, in a brief description sufficient for positive identification.

6. Column (h) should show aggregate capacity for all units reported in column (g), as follows: For locomotive units, report the manufacturers' rated horsepower (the maximum continuous power output from the diesel engine or engines delivered to the main generator or generators for tractive purposes); or tractive effort of steam locomotive units; for freight-train cars report the nominal capacity (in tons of 2,000 lbs.) as provided for in Rule 86 of the AAR Code of Rules Governing Cars in Interchange. Convert the capacity of tank cars to capacity in tons of the commodity which the car is intended to carry customarily; for passenger-train cars report the number of passenger seats available for revenue service, counting one passenger to each berth in sleeping cars.

7. Freight-train car type codes shown in column (a) correspond to the AAR Multilevel Per Diem Master List. Dashes are used in appropriate places to permit a single code to represent several car type codes. Passenger-train car types and service equipment car types correspond to AAR Mechanical Division designations. Descriptions of car codes and designations are published in The Official Railway Equipment Register.

### UNITS OWNED, INCLUDED IN INVESTMENT ACCOUNT, AND LEASED FROM OTHERS

Line No.	Item	Units in service of respondent at beginning of year	Number added during year	Number retired during year	NUMBER AT CLOSE OF YEAR			Aggregate capacity of units reported in col. (h) (See ins. 6)	Number leased to others at close of year
					Owned and used	Leased from others	Total in service of respondent (e+f)		
	(a)	(b)	(c)	(d)	(e)	(f)	(g)	(h)	(i)
<b>LOCOMOTIVE UNITS</b>									
1.	Diesel.....	12			12		12	78,500	
2.	Electric.....								
3.	Other.....								
4.	Total (lines 1 to 3).....	12	-	-	12	-	12	XXXX	-
<b>FREIGHT-TRAIN CARS</b>									
								(tons)	
5.	Box-General service (A-20, A-30, A-40, A-50, all B (except B080) L070, R-00, R-01, R-06, R-07).....								
6.	Box-Special service (A-00, A-10, B080).....								
7.	Gondola (All G, J-00, all C, all E).....								
8.	Hopper-Open top (All H, J-10, all K).....								
9.	Hopper-Covered (L-5-).....	13			13		13	694,785	
10.	Tank (All T).....								
11.	Refrigerator-Mechanical (R-04, R-10, R-11, R-12).....								
12.	Refrigerator-Non-Mechanical (R-02, R-03, R-05, R-06, R-09, R-13, R-14, R-15, R-16, R-17).....								
13.	Stock (All S).....								
14.	Automat (F-5-, F-6-).....								
15.	Flat (All F (except F-5-, F-6-, F-7-, F-8-), L-2-L-3-).....								
16.	Flat-TOFC (F-7-, F-8-).....								
17.	All other (L-0-, L-1-, L-4-, L080, L090).....	13	-	-	13	-	13	694,785	-
18.	Total (lines 5 to 17).....							XXXX	
19.	Caboose (All N).....	13	-	-	13	-	13	XXXX	-
20.	Total (lines 18 and 19).....							(seating capacity)	
<b>PASSENGER-TRAIN CARS</b>									
<b>NON-SELF-PROPELLED</b>									
21.	Coaches and combined cars (PA, PB, PBO, all class C, except CSB).....								
22.	Parlor, sleeping, dining cars (PEC, PC, PL, PO, PS, PT, PAS, PDS, all class D, PD).....				None				
23.	Non-passenger carrying cars (All class B, CSB, PSA, IA, all class M).....							XXXX	
24.	Total (lines 21 to 23).....								



## 2801. INVENTORY OF EQUIPMENT—Concluded

UNITS OWNED, INCLUDED IN INVESTMENT ACCOUNT, AND LEASED FROM OTHERS

Line No.	Item	Units in service of respondent at beginning of year	Number added during year	Number retired during year	NUMBER AT CLOSE OF YEAR			Aggregate capacity of units reported in col. (g) (See ins. 6)	Number leased to others at close of year
					Owned and used	Leased from others	Total in service of respondent (e+f)		
	(a)	(b)	(c)	(d)	(e)	(f)	(g)	(h)	(i)
	PASSENGER-TRAIN CARS - Continued							(Seating capacity)	
	SELF-PROPELLED RAIL MOTORCARS								
25.	Electric passenger cars (EC, EP, ET)-----								
26.	Internal combustion rail motorcars (ED, EG)-----								
27.	Other self-propelled cars (Specify types)-----								
28.	Total (lines 25 to 27)-----								
29.	Total (lines 24 and 28)-----	-	-	-	-	-	-	-	-
	COMPANY SERVICE CARS								
30.	Business cars (PV)-----							XXXX	
31.	Boarding outfit cars (MWX)-----							XXXX	
32.	Derrick and snow removal cars (MWK, MWU, MWV, MWW)-----							XXXX	
33.	Dump and ballast cars (MWB, MWD)-----							XXXX	
34.	Other maintenance and service equipment cars-----	4			4		4	XXXX	
35.	Total (lines 30 to 34)-----	4	-	-	4	-	4	XXXX	-
36.	Grand total (lines 20, 29, and 35)-----	17	-	-	17	-	17	XXXX	-
	FLOATING EQUIPMENT								
37.	Self-propelled vessels (Tugboats, car ferries, etc.)-----							XXXX	
38.	Non-self-propelled vessels (Car floats, lighters, etc.)-----							XXXX	
39.	Total (lines 37 and 38)-----							XXXX	

## 2900. IMPORTANT CHANGES DURING THE YEAR

Hereunder state the following matters, numbering the statements in accordance with the inquiries, and if no changes of the character below indicated occurred during the year, state that fact. Changes in mileage should be stated to the nearest hundredth of a mile. If any changes reportable in this schedule occurred under authority granted by the Commission in certificates of convenience and necessity, issued under paragraphs (18) to (22) of section 1 of the Interstate Commerce Act or otherwise, specific reference to such authority should in each case be made by docket number or otherwise, as may be appropriate.

1. All portions of road put in operation or abandoned, giving (a) termini, (b) length of road, and (c) dates of beginning operations or of abandonment.\*

2. All other important physical changes, including herein all new tracks built.\*

3. All leaseholds acquired or surrendered, giving (a) dates, (b) length of terms, (c) names of parties, (d) rents, and (e) other conditions.

4. All agreements for trackage rights acquired or surrendered, giving (a) dates, (b) length of terms, (c) names of parties, (d) rents, and (e) other conditions.

5. All consolidations, mergers, and reorganizations effected, giving particulars.

6. All stocks issued, giving (a) purposes for which issued, (b) names of stocks and (c) amounts issued, and describing (d) the actual consideration realized, giving (e) amounts and (f) values; give similar information concerning all stocks retired (if any).

7. All funded debt issued, giving (a) purposes for which issued, (b) names of securities and (c) amounts issued, and describing (d) the actual consideration realized, giving (e) amounts and (f) values; also give particulars concerning any funded debt paid or otherwise retired, stating (a) date acquired, (b) date retired or canceled, (c) par value of amount retired.

8. All other important financial changes.

9. All changes in and all additions to franchise rights, describing fully (a) the actual consideration given therefor, and stating (b) the parties from whom acquired; if no consideration was given, state that fact.

10. In case the respondent has not yet begun operation, and no construction has been carried on during the year, state fully the reasons therefor.

11. All additional matters of fact (not elsewhere provided for) which the respondent may desire to include in its report.

None

\*If returns under Items 1 and 2 include any first main track owned by respondent representing new construction or permanent abandonment give the following particulars:

Miles of road constructed ..... Miles of road abandoned .....

The item "Miles of road constructed" is intended to show the mileage of first main track laid to extend respondent's road, and should not include tracks relocated and tracks laid to shorten the distance between two points, without serving any new territory.

## VERIFICATION

The foregoing report must be verified by the oath of the officer having control of the accounting of the respondent. It should be verified, also, by the oath of the president or other chief officer of the respondent, unless the respondent states on the last preceding page of this report that such chief officer has no control over the accounting of the respondent. The oath required may be taken before any person authorized to administer an oath by the laws of the State in which the same is taken.

## OATH

(To be made by the officer having control of the accounting of the respondent)

State of Louisiana  
 Parish Orleans  
 County of Orleans ss:

J. N. Bell makes oath and says that he is Assistant General Manager and Secretary-Treasurer & Auditor  
 (Insert here the name of the affiant) (Insert here the official title of the affiant)  
 of New Orleans Public Belt Railroad  
 (Insert here the exact legal title or name of the respondent)

that it is his duty to have supervision over the books of account of the respondent and to control the manner in which such books are kept; that he knows that such books have, during the period covered by the foregoing report, been kept in good faith in accordance with the accounting and other orders of the Interstate Commerce Commission, effective during the said period; that he has carefully examined the said report, and to the best of his knowledge and belief the entries contained in the said report have, so far as they relate to matters of account, been accurately taken from the said books of account and are in exact accordance therewith; that he believes that all other statements of fact contained in the said report are true, and that the said report is a correct and complete statement of the business and affairs of the above-named respondent during the period of

time from and including January 1st, 1973, to and including December 31st, 1973

Subscribed and sworn to before me, a Notary Public, in and for the State and  
 Parish Orleans county above named, this 27th day of March, 1974

My commission expires at Death

Use an  
L. S.  
Impression seal

Corrie L. L. L.  
 (Signature of officer authorized to administer oaths)

## SUPPLEMENTAL OATH

(By the president or other chief officer of the respondent)

State of Louisiana  
 Parish Orleans  
 County of Orleans ss:

J. R. Spadden makes oath and says that he is President Pro-Tem  
 (Insert here the name of the affiant) (Insert here the official title of the affiant)  
 of New Orleans Public Belt Railroad  
 (Insert here the exact legal title or name of the respondent)

that he has carefully examined the foregoing report; that he believes that all statements of fact contained in the said report are true, and that the said report is a correct and complete statement of the business and affairs of the above-named respondent and the operation of its property during the period of time from and including January 1st, 1973, to and including December 31st, 1973

Subscribed and sworn to before me, a Notary Public, in and for the State and  
 Parish Orleans county above named, this 27th day of March, 1974

My commission expires at Death

Use an  
L. S.  
Impression seal

Corrie L. L. L.  
 (Signature of officer authorized to administer oaths)



**MEMORANDA**  
(For use of Commission only)

## CORRESPONDENCE

[illegible]

## CORRECTIONS

[illegible]

## 701. ROAD AND EQUIPMENT PROPERTY

1. Give particulars of changes in accounts Nos. 731, "Road and equipment property" and 732, "Improvements on leased property," classified in accordance with the Uniform System of Accounts for Railroad Companies.

2. Credit items in the entries should be fully explained.

3. Report on line 35 amounts not includable in the primary road accounts. The items reported should be briefly identified and ex-

plained in a footnote. Amounts should be reported on this line only under special circumstances, usually after permission is obtained from the Commission for exceptions to prescribed accounting. Reference to such authority should be made when explaining the amounts reported. Respondents must not make arbitrary changes to the printed stub or column headings without specific authority from the Commission.

Line No.	Account (a)	Balance at Beginning of Year			Total Expenditures During the Year			Balance at Close of Year		
		Entire line (b)		State (c)	Entire line (d)		State (e)	Entire line (f)		State (g)
1	(1) Engineering-----									
2	(2) Land for transportation purposes-----									
3	(3 1/2) Other right-of-way expenditures-----									
4	(3) Grading-----									
5	(5) Tunnels and subways-----									
6	(6) Bridges, trestles, and culverts-----									
7	(7) Elevated structures-----									
8	(8) Ties-----									
9	(9) Rails-----									
10	(10) Other track material-----									
11	(11) Ballast-----									
12	(12) Track laying and surfacing-----									
13	(13) Fences, snowsheds, and signs-----									
14	(16) Station and office buildings-----									
15	(17) Roadway buildings-----									
16	(13) Water stations-----									
17	(19) Fuel stations-----									
18	(20) Shops and enginehouses-----									
19	(21) Grain elevators-----									
20	(22) Storage warehouses-----									
21	(23) Wharves and docks-----									
22	(24) Coal and ore wharves-----									
23	(25) TOFC/COFC terminals-----									
24	(26) Communication systems-----									
25	(27) Signals and interlockers-----									
26	(29) Powerplants-----									
27	(31) Power-transmission systems-----									
28	(35) Miscellaneous structures-----									
29	(37) Roadway machines-----									
30	(38) Roadway small tools-----									
31	(39) Public improvements--Construction-----									
32	(43) Other expenditures--Road-----									
33	(44) Shop machinery-----									
34	(45) Powerplant machinery-----									
35	Other (specify & explain)-----									
36	Total expenditures for road-----									
37	(52) Locomotives-----									
38	(53) Freight-train cars-----									
39	(54) Passenger-train cars-----									
40	(55) Highway revenue equipment-----									
41	(56) Floating equipment-----									
42	(57) Work equipment-----									
43	(58) Miscellaneous equipment-----									
44	Total expenditures for equipment-----									
45	(71) Organization expenses-----									
46	(76) Interest during construction-----									
47	(77) Other expenditures--General-----									
48	Total general expenditures-----									
49	Total-----									
50	(80) Other elements of investment-----									
51	(90) Construction work in progress-----									
52	Grand Total-----									



## 2002. RAILWAY OPERATING EXPENSES

1. State the railway operating expenses of the respondent for the year, classifying them in accordance with the Uniform System of Accounts for Railroad Companies.  
2. Any unusual accounts involving substantial amounts included in columns (b), (c), (e), and (f), should be fully explained in a footnote.

Line No.	Name of railway operating expense account (a)	AMOUNT OF OPERATING EXPENSES FOR THE YEAR						Name of railway operating expense account (d)	AMOUNT OF OPERATING EXPENSES FOR THE YEAR					
		Entire line (b)			State (c)				Entire line (e)			State (f)		
		\$			\$				\$			\$		
1	<b>MAINTENANCE OF WAY AND STRUCTURES</b>							(2007) Operating joint yards and terminals—Cr.						
2	(2001) Superintendence							(2008) Train employees						
3	(2002) Roadway maintenance							(2009) Train fuel						
4	(2003) Maintaining structures							(2010) Other train expenses						
5	(2003-4) Retirements—Road							(2011) Injuries to persons						
6	(2004) Dismantling retired road property							(2012) Loss and damage						
7	(2005) Road Property—Depreciation							(2013) Other casualty expenses						
8	(2006) Other maintenance of way expenses							(2014) Other rail and highway transportation expenses						
9	(2010) Maintaining joint tracks, yards, and other facilities—Dr.							(2015) Operating joint tracks and facilities—Dr.						
10	(2011) Maintaining joint tracks, yards, and other facilities—Cr.							(2016) Operating joint tracks and facilities—Cr.						
11	Total maintenance of way and struc.							Total transportation—Rail line						
12	<b>MAINTENANCE OF EQUIPMENT</b>							<b>MISCELLANEOUS OPERATIONS</b>						
13	(2021) Superintendence							(2027) Miscellaneous operations						
14	(2022) Repairs to shop and power-plant machinery							(2028) Operating joint miscellaneous facilities—Dr.						
15	(2023) Shop and power-plant machinery—Depreciation							(2029) Operating joint miscellaneous facilities—Cr.						
16	(2024) Dismantling retired shop and power-plant machinery							Total miscellaneous operating						
17	(2025) Locomotive repairs							<b>GENERAL</b>						
18	(2026) Car and highway revenue equipment repairs							(2031) Administration						
19	(2027) Other equipment repairs							(2032) Insurance						
20	(2028) Dismantling retired equipment							(2033) Other general expenses						
21	(2029) Retirements—Equipment							(2034) General joint facilities—Dr.						
22	(2030) Equipment—Depreciation							(2035) General joint facilities—Cr.						
23	(2031) Other equipment expenses							Total general expenses						
24	(2032) Joint maintenance of equipment expenses—Dr.							<b>RECAPITULATION</b>						
25	(2033) Joint maintenance of equipment expenses—Cr.							Maintenance of way and structures						
26	Total maintenance of equipment							Maintenance of equipment						
27	<b>TRAFFIC</b>							Traffic expenses						
28	(2040) Traffic Expenses							Transportation—Rail line						
29	<b>TRANSPORTATION—RAIL LINE</b>							Miscellaneous operations						
30	(2041) Superintendence and dispatching							General expenses						
31	(2042) Station service							<b>Grand Total Railway Operating Exp.</b>						
32	(2043) Yard employees													
33	(2044) Yard switching fuel													
34	(2045) Miscellaneous yard expenses													
35	(2046) Operating joint yard and terminals—Dr.													
36	Operating ratio (ratio of operating expenses to operating revenues), _____ percent. (Two decimal places required.)													

## 2003. MISCELLANEOUS PHYSICAL PROPERTIES OPERATED DURING THE YEAR

Give particulars of each class of miscellaneous physical property or plant operated during the year. Group the properties under the heads of the classes of operations to which they are devoted. In column (a) give the designation used in the respondent's records and the name of the town or city and State in which the property or plant is located, stating whether the respondent's title is that of ownership or whether the property is held under lease or other incomplete title. All peculiarities of title should be explained in a footnote.

The totals of columns (b), (c), and (d) should agree with the totals of accounts Nos. 502, "Revenue from miscellaneous operations," 534, "Expenses of miscellaneous operations," and 535, "Taxes on miscellaneous operating property" in respondent's Income Account for the Year. If not, differences should be explained in a footnote.

Line No.	Designation and location of property or plant, character of business, and title under which held (a)	Total revenue during the year (Acct. 502) (b)		Total expenses during the year (Acct. 534) (c)		Total taxes applicable to the year (Acct. 535) (d)	
		\$		\$		\$	
30							
31							
32							
33							
34							
35							
36							
37							
38							
39							
40							
41							
42							
43							
44							
45							
46							
47							
48							
49							
50							
51							
52							
53							
54							
55							
56							
57							
58							
59							
60							
61							
	<b>TOTAL</b>						

**2301. SUMMARY STATEMENT OF TRACK MILEAGE WITHIN THE STATE AND OF TITLES THERETO AT CLOSE OF YEAR\***

Line No.	Item	LINE OPERATED BY RESPONDENT							
		Class 1: Line owned		Class 2: Line of proprietary companies		Class 3: Line operated under lease		Class 4: Line operated under contract	
		Added during year (b)	Total at end of year (c)	Added during year (d)	Total at end of year (e)	Added during year (f)	Total at end of year (g)	Added during year (h)	Total at end of year (i)
1	Miles of road.....								
2	Miles of second main track.....								
3	Miles of all other main tracks.....								
4	Miles of passing tracks, crossovers, and turnouts.....								
5	Miles of way switching tracks.....								
6	Miles of yard switching tracks.....								
7	All tracks.....								

Line No.	Item	LINE OPERATED BY RESPONDENT				LINE OWNED BUT NOT OPERATED BY RESPONDENT	
		Class 5: Line operated under trackage rights		Total line operated			
		Added during year (j)	Total at end of year (k)	At beginning of year (m)	At close of year (n)	Added during year (o)	Total at end of year (p)
1	Miles of road.....						
2	Miles of second main track.....						
3	Miles of all other main tracks.....						
4	Miles of passing tracks, crossovers, and turnouts.....						
5	Miles of way switching tracks—Industrial.....						
6	Miles of way switching tracks—Other.....						
7	Miles of yard switching tracks—Industrial.....						
8	Miles of yard switching tracks—Other.....						
9	All tracks.....						

\* Entries in columns headed "Added during the year" should show net increases.

**2302. RENTS RECEIVABLE****INCOME FROM LEASE OF ROAD AND EQUIPMENT**

Line No.	Road leased (a)	Location (b)	Name of lessee (c)	Amount of rent during year (d)	
				\$	
11					
12					
13					
14					
15					
			TOTAL		

**2303. RENTS PAYABLE****RENT FOR LEASED ROADS AND EQUIPMENT**

Line No.	Road leased (a)	Location (b)	Name of lessor (c)	Amount of rent during year (d)	
				\$	
21					
22					
23					
24					
25					
			TOTAL		

**2304. CONTRIBUTIONS FROM OTHER COMPANIES****2305. INCOME TRANSFERRED TO OTHER COMPANIES**

Line No.	Name of contributor (a)	Amount during year (b)		Name of transferee (c)	Amount during year (d)	
		\$			\$	
31						
32						
33						
34						
35						
36						
	TOTAL			TOTAL		



# INDEX

	Page No.		Page No.
Affiliated companies—Amounts payable to .....	8	Investments in affiliated companies .....	10-11
Investments in .....	10-11	Miscellaneous physical property .....	4
Amortization of defense projects—Road and equipment owned		Road and equipment property .....	7
and leased from others-- .....	18	Securities owned or controlled through nonre-	
Balance sheet .....	4-5	porting subsidiaries .....	12
Capital stock .....	5B	Other .....	10-11
Surplus .....	19	Loans and notes payable .....	20
Car statistics .....	31	Locomotive equipment .....	32
Changes during the year .....	33	Mileage operated .....	26
Compensation of officers and directors .....	29	Owned but not operated .....	26
Consumption of fuel by motive-power units .....	28	Miscellaneous—Income .....	25
Contributions from other companies .....	27	Charges .....	25
Debt—Funded, unmatured .....	5B	Physical property .....	4
In default .....	20	Physical properties operated during year ---	24
Depreciation base and rates—Road and equipment owned and used		Rent income .....	25
and leased from others-- .....	13	Rents .....	25
Leased to others .....	14	Motor rail cars owned or leased .....	32
Reserve—Miscellaneous physical property ---	19	Net income .....	21
Road and equipment leased from others .....	17	Oath .....	36
To others - .....	16	Obligations—Equipment .....	6
Owned and used -- .....	15	Officers—Compensation of .....	29
Directors .....	2	General of corporation, receiver or trustee .....	2
Compensation of .....	29	Operating expenses—Railway .....	24
Dividend appropriations .....	23	Revenues—Railway .....	23
Elections and voting powers .....	3	Ordinary income .....	21
Employees, Service, and Compensation .....	28	Other deferred credits .....	20
Equipment—Classified .....	32-33	Charges .....	20
Company service .....	33	Investments .....	10-11
Covered by equipment obligations .....	8	Passenger train cars .....	32-33
Leased from others—Depreciation base and rates		Payments for services rendered by other than employees ---	29
Reserve .....	17	Property (See Investments)	
To others—Depreciation base and rates --	14	Proprietary companies .....	8
Reserve .....	16	Purposes for which funded debt was issued or assumed ---	5B
Locomotives-- .....	32	Capital stock was authorized .....	5B
Obligations .....	8	Rail motor cars owned or leased .....	33
Owned and used—Depreciation base and rates		Rails applied in replacement .....	26
Reserve .....	15	Railway operating expenses .....	24
Or leased not in service of respondent ---	32-33	Revenues .....	23
Inventory of .....	32-33	Tax accruals .....	21
Expenses—Railway operating .....	24	Receivers' and trustees' securities .....	5B
Of nonoperating property .....	26	Rent income, miscellaneous ---	25
Extraordinary and prior period items .....	21	Rents—Miscellaneous .....	25
Floating equipment .....	33	Payable .....	27
Freight carried during year—Revenue .....	30A	Receivable .....	27
Train cars .....	32	Retained income—Appropriated .....	19
Fuel consumed by motive-power units .....	28	Unappropriated .....	22
Cost .....	28	Revenue freight carried during year .....	30A
Funded debt unmatured .....	5B	Revenues—Railway operating .....	23
Gage of track .....	26	From nonoperating property .....	26
General officers .....	2	Road and equipment property—Investment in .....	7
Identity of respondent .....	2	Leased from others—Depreciation base and rates	
Important changes during year .....	33	Reserve .....	13
Income account for the year .....	21-21B	To others—Depreciation base and rates	14
Charges, miscellaneous .....	25	Reserve .....	16
From nonoperating property .....	26	Owned—Depreciation base and rates	13
Miscellaneous .....	25	Reserve .....	15
Rent .....	25	Used—Depreciation base and rates .....	13
Transferred to other companies .....	27	Reserve .....	15
Inventory of equipment .....	32-33	Operated at close of year .....	26
		Owned but not operated .....	26

# INDEX--Concluded

	Page No.		Page No.
Securities (See Investment)		Tax accruals--Railway	21
Services rendered by other than employees	29	Ties applied in replacement	26
State Commission schedules	36-38	Tracks operated at close of year	26
Statistics of rail-line operations	30		
Switching and terminal traffic and car	31	Unmatured funded debt	5B
Stock outstanding	5B		
Reports	3	Verification	34
Security holders	3	Voting powers and elections	3
Voting power	3		
Stockholders	3	Weight of rail	26
Surplus, capital	19		
Switching and terminal traffic and car statistics	31		