

535600

ANNUAL REPORT 1975 CLASS 2 RR 1 of 1  
SAN LUIS CENTRAL R.R. CO

535600  
Ø

R-2  
CLASS II RAILROADS

# annual report

INTERSTATE  
COMMERCE COMMISSION  
RECEIVED

MAI APR 5 1976


ADMINISTRATIVE SERVICES  
MAIL UNIT

125002565SANLUIS 2  
SAN LUIS CENTRAL R.R. CO  
BOX 1249  
EVANSTON, ILL 60204

535600

Correct name and address if different than shown.

Full name and address of reporting carrier.  
(Use mailing label on original, copy in full on duplicate.)



to the  
**Interstate Commerce Commission**

FOR THE YEAR ENDED DECEMBER 31, 1975



## NOTICE

1. This Form for annual report should be filled out in triplicate and two copies returned to the Interstate Commerce Commission, Bureau of Accounts, Washington, D.C. 20423, by March 31 of the year following that for which the report is made. Attention is specially directed to the following provisions of Part I of the Interstate Commerce Act:

Sec. 20. (1) The Commission is hereby authorized to require annual, periodical, or special reports from carriers, lessors, \* \* \* (as defined in this section), to prescribe the manner and form in which such reports shall be made, and to require from such carriers, lessors, \* \* \* specific and full, true, and correct answers to all questions upon which the Commission may deem information to be necessary, classifying such carriers, lessors, \* \* \* as it may deem proper for any of these purposes. Such annual reports shall give an account of the affairs of the carrier, lessor, \* \* \* in such form and detail as may be prescribed by the Commission.

(2) Said annual reports shall contain all the required information for the period of twelve months ending on the 31st day of December in each year, unless the Commission shall specify a different date, and shall be made out under oath and filed with the Commission at its office in Washington within three months after the close of the year for which report is made, unless additional time be granted in any case by the Commission.

(3) (b) Any person who shall knowingly and willfully make, cause to be made, or participate in the making of, any false entry in any annual or other report required under the section to be filed, \* \* \* or shall knowingly or willfully file with the Commission any false report or other document, shall be deemed guilty of a misdemeanor and shall be subject, upon conviction, in any court of the United States of competent jurisdiction, to a fine of not more than five thousand dollars or imprisonment for not more than two years, or both such fine and imprisonment, \* \* \*

(7) (c) Any carrier or lessor, \* \* \* or any officer, agent, employee, or representative thereof, who shall fail to make and file an annual or other report with the Commission within the time fixed by the Commission, or to make specific and full, true, and correct answer to any question within thirty days from the time it is lawfully required by the Commission so to do, shall forfeit to the United States the sum of one hundred dollars for each and every day it shall continue to be in default with respect thereto.

(8) As used in this section, \* \* \* the term "carrier" means a common carrier subject to this part, and includes a receiver or trustee of such carrier; and the term "lessor" means a person owning a railroad, a water line, or a pipe line, leased to and operated by a common carrier subject to this part, and includes a receiver or trustee of such lessor, \* \* \*

The respondent is further required to send to the Bureau of Accounts, immediately upon preparation, two copies of its latest annual report to stockholders. See scheduled 108, page 3.

2. The instructions in this Form should be carefully observed, and each question should be answered fully and accurately, whether it has been answered in a previous annual report or not. Except in cases where they are specifically authorized, cancellations, arbitrary check marks, and the like should not be used either as partial or as entire answers to inquiries. If any inquiry, based on a preceding inquiry in the present report form is, because of the answer rendered to such preceding inquiry, inapplicable to the person or corporation in whose behalf the report is made, such notation as "Not applicable; see page—, schedule (or line) number—" should be used in answer thereto, giving precise reference to the portion of the report showing the facts which make the inquiry inapplicable. Where the word "none" truly and completely states the fact, it should be given as the answer to any particular inquiry or any particular portion of an inquiry. Where dates are called for, the month and day should be stated as well as the year. Customary abbreviations may be used in stating dates.

3. Every annual report should, in all particulars, be complete in itself, and references to the returns of former years should not be made to take the place of required entries except as herein otherwise specifically directed or authorized.

4. If it be necessary or desirable to insert additional statements, typewritten or other, in a report, they should be legibly made on durable paper and, wherever practicable, on sheets not larger than a page of the Form. Inserted sheets should be securely attached preferably at the inner margin; attachment by pins or clips is insufficient.

5. All entries should be made in a permanent black ink. Those of a contrary character should be indicated in parentheses. Items of an unusual character should be indicated by appropriate symbol and footnote.

6. Money items except averages, throughout the annual report form should be shown in WHOLE DOLLARS adjusted to accord with footings. Totals for amounts reported in subsidiary accounts included in supporting schedules must be in agreement with related primary accounts.

7. Each respondent should make its annual report to this Commission in triplicate, retaining one copy in its files for reference in correspondence with regard to such report becomes necessary. For reason three copies of the Form are sent to each corporate concerned.

8. Railroad corporations, mainly distinguished as operating companies and lessor companies, are for the purpose of report to Interstate Commerce Commission divided into classes. An operating company is one whose officers direct the business of transportation; whose books contain operating as well as financial accounts; and lessor company, the property of which being leased to and operated by another company, is one that maintains a separate legal existence; keeps financial but not operating accounts. In making reports, lessor companies use Annual Report Form R-4.

Operating companies (including switching and terminal) are broadly classified, with respect to their operating revenues, according to following general definitions:

Class I companies are those having annual operating revenues of \$5,000,000 or more. For Class I, Annual Report Form R-1 is provided.

Class II companies are those having annual operating revenues below \$5,000,000. For Class II, Annual Report Form R-2 is provided.

In applying this classification to any switching or terminal company which is operated as a joint facility of owning or tenant railways, the sum of the annual railway operating revenues, the joint facility income, and the returns to joint facility credit accounts in operating expenses, shall be used in determining its class.

Switching and terminal companies are further classified as:

Class S1. Exclusively switching. This class of companies includes all those performing switching service only, whether for joint account or for revenue.

Class S2. Exclusively terminal. This class of companies includes all companies furnishing terminal service, such as union passenger or freight stock yards, etc., for which a charge is made, whether operated for joint account or for revenue. In case a bridge or ferry is a part of the facilities operated by a terminal company, it should be included under this heading.

Class S3. Both switching and terminal. Companies which perform both a switching and terminal service. This class of companies includes all companies whose operations cover switching and terminal service, as defined above.

Class S4. Bridge and ferry. This class of companies is confined to those whose operations are limited to bridges and ferries exclusively.

Class S5. Mixed. Companies performing primarily a switching or a terminal service, but which also conduct a regular freight or passenger traffic. The revenues of this class of companies include, in addition to switching or terminal revenues, those derived from local passenger service, local freight service, participation in through movement of freight or passenger in other transportation operations, and operations other than transportation.

9. Except where the context clearly indicates some other meaning, the following terms when used in this Form have the meanings below stated:

COMMISSION means the Interstate Commerce Commission. RESPONDENT means the person or corporation in whose behalf report is made. THE YEAR means the year ended December 31 for which the report is made. THE CLOSE OF THE YEAR means the close of business on December 31 of the year for which the report is made; or, in case report is made for a shorter period than one year, it means the close of the period covered by the report. THE BEGINNING OF THE YEAR means beginning of business on January 1 of the year for which the report is made; or, in case the report is made for a shorter period than one year, it means the beginning of the period covered by the report. PRECEDING YEAR means the year ended December 31 of the year preceding the year for which the report is made. THE UNIFORM SYSTEM means Part 1291 of Title 49, Code of Federal Regulations, as amended.

10. All companies using this Form should complete all schedules with the following exceptions, which should severally be completed by the companies to which they are applicable:

| Schedules restricted to Switching and Terminal Companies |      | Schedules restricted to the other than Switching and Terminal Companies |  |
|--|------|---|--|
| Schedule   | 2217 | Schedule  |  |
|  | 2701 |   |  |

## ANNUAL REPORT

OF

THE SAN LUIS CENTRAL RAILROAD COMPANY

---

(Full name of the respondent)

---

FOR THE

YEAR ENDED DECEMBER 31, 1975

---

Name, official title, telephone number, and office address of officer in charge of correspondence with the Commission regarding this report:

(Name) E. A. Burkhardt (Title) President and Treasurer

(Telephone number) 312-256-2758  
(Area code) (Telephone number)

(Office address) Box 1249, Evanston, Illinois 60204  
(Street and number, City, State, and ZIP code)



## SPECIAL NOTICE

---

The attention of the respondent is directed below to certain particulars, if any, in which this report form differs from the corresponding form for the preceding year. It should be understood that mention is not made of necessary substitutions of dates or, in general, such other things as simple modifications intended to make requirements clearer, other minor adjustments, and typographical corrections.

---

Page 4: Schedule 200. Comparative General Balance Sheet - Assets

Provision has been made for reporting accrued depreciation of improvements on leased property.

Page 5: Schedule 200. Comparative General Balance Sheet - Liability Side

Provision has been made for reporting treasury stock.

Page 10B: Schedule 202. Compensating Balances and Short-Term Borrowing Arrangements

Page 10C: Schedule 203. Special Deposits

These are new schedules providing for reporting of compensating balances and certain short-term borrowing arrangements between carriers and financial institutions.

Page 27: Schedule 2001. Railway Operating Revenues

Reference to accounts 106, Mail, and 107, Express, have been eliminated from this schedule.

Page 30: Schedule 2202. Mileage Operated (All Tracks)

Schedule 2215. Mileage of Tracks Owned But Not Operated by Respondent

Footnote instruction has been revised to require reporting mileage in whole miles rather than in hundredths.

## TABLE OF CONTENTS

|   | Schedule No. | Page |
|---|--------------|------|
| Identity of Respondent  | 101          | 2    |
| Stockholders  | 107          | 3    |
| Stockholders Reports  | 108          | 3    |
| Comparative General Balance Sheet   | 200          | 4    |
| Income Account For The Year   | 300          | 7    |
| Retained Income—Unappropriated  | 305          | 10   |
| Railway Tax Accruals  | 350          | 10A  |
| Compensating Balances and Short-Term Borrowing Arrangements   | 202          | 10B  |
| Special Deposits  | 203          | 10C  |
| Funded Debt Unmatured   | 670          | 11   |
| Capital Stock   | 690          | 11   |
| Receivers' and Trustees' Securities   | 695          | 11   |
| Road and Equipment Property   | 701          | 13   |
| Proprietary Companies   | 801          | 14   |
| Amounts Payable To Affiliated Companies   | 901          | 14   |
| Equipment Covered By Equipment Obligations  | 902          | 14   |
| General Instructions Concerning Returns In Schedules 1001 and 1002  |              | 15   |
| Investments In Affiliated Companies   | 1001         | 16   |
| Other Investments   | 1002         | 16   |
| Investments in Common Stocks of Affiliated Companies  | 1103         | 17A  |
| Securities, Advances, and Other Intangibles owned or controlled Through Nonreporting Carrier<br>and Noncarrier Subsidiaries | 1201         | 18   |
| Depreciation Base and Rates—Road and Equipment Owned And Used And Leased From Others  | 1302         | 19   |
| Depreciation Base and Rates—Road and Equipment Leased to Others   | 1303         | 20   |
| Depreciation Reserve—Road and Equipment Owned And Used  | 1501         | 21   |
| Depreciation Reserve—Road and Equipment Leased To Others  | 1502         | 22   |
| Depreciation Reserve—Road and Equipment Leased From Others  | 1503         | 23   |
| Amortization of Defense Projects  | 1605         | 24   |
| Depreciation Reserve—Misc. Physical Property  | 1607         | 25   |
| Capital Surplus   | 1608         | 25   |
| Retained Income—Appropriated  | 1609         | 25   |
| Loans and Notes Payable   | 1701         | 26   |
| Debt in Default   | 1702         | 26   |
| Other Deferred Charges  | 1703         | 26   |
| Other Deferred Credits  | 1704         | 26   |
| Dividend Appropriations   | 1902         | 27   |
| Railway Operating Revenues  | 2001         | 27   |
| Railway Operating Expenses  | 2002         | 28   |
| Misc. Physical Properties   | 2002         | 28   |
| Misc. Rent Income   | 2003         | 28   |
| Misc. Rents   | 2102         | 29   |
| Misc. Income Charges  | 2103         | 29   |
| Income From Nonoperating Property   | 2104         | 29   |
| Mileage Operated—All Tracks   | 2202         | 30   |
| Mileage Operated—By States  | 2203         | 30   |
| Rents Receivable  | 2301         | 31   |
| Rents Payable   | 2302         | 31   |
| Contributions From Other Companies  | 2303         | 31   |
| Income Transferred To Other Companies   | 2304         | 31   |
| Employees, Service, And Compensation  | 2401         | 32   |
| Consumption Of Fuel By Motive—Power Units   | 2402         | 32   |
| Compensation of Officers, Directors, Etc.   | 2501         | 33   |
| Payments For Services Rendered By Other Than Employees  | 2502         | 33   |
| Statistics of Rail—Line Operations  | 2601         | 34   |
| Revenue Freight Carried During The Year   | 2602         | 35   |
| Switching And Terminal Traffic and Car Statistics   | 2701         | 36   |
| Inventory of Equipment  | 2801         | 37   |
| Important Changes During The Year   | 2900         | 38   |
| Verification  |              | 39   |
| Memoranda   |              | 40   |
| Correspondence  |              | 40   |
| Corrections   |              | 40   |
| Filed With A State Commission:  |              |      |
| Road and Equipment Property   | 701          | 41   |
| Railway Operating Expenses  | 2002         | 42   |
| Misc. Physical Properties   | 2003         | 42   |
| Statement of Track Mileage  | 2301         | 43   |
| Rents Receivable  | 2302         | 43   |
| Rents Payable   | 2303         | 43   |
| Contributions From Other Companies  | 2304         | 43   |
| Income Transferred To Other Companies   | 2305         | 43   |
| Index   |              |      |



## 101. IDENTITY OF RESPONDENT

1. Give the exact name\* by which the respondent was known in law at the close of the year  
The San Luis Central Railroad Company
2. State whether or not the respondent made an annual report to the Interstate Commerce Commission for the preceding year, or for any part thereof. If so, in what name was such report made?  
report made under same name
3. If any change was made in the name of the respondent during the year, state all such changes and the dates on which they were made.  
no change
4. Give the location (including street and number) of the main business office of the respondent at the close of the year  
Box 1249, Evanston, Illinois 60204
5. Give the titles, names, and office addresses of all general officers of the respondent at the close of the year. If there are receivers who are recognized as in the controlling management of the road, give also their names and titles, and the location of their offices.

| Line No. | Title of general officer (a) | Name and office address of person holding office at close of year (b) |
|----------|------------------------------|---|
| 1        | President                    | <u>E. A. Burkhardt, Box 1249, Evanston, Ill. 60204</u>                |
| 2        | Vice president               | <u>L. G. Wallick, Box 108, Monte Vista, Colo. 81144</u>               |
| 3        | Secretary                    | <u>T. E. Myers, Jr., 30 East 42nd Street, New York, N. Y. 10017</u>   |
| 4        | Treasurer                    | <u>E. A. Burkhardt, Box 1249, Evanston, Ill. 60204</u>                |
| 5        | Controller or auditor        | <u>none</u>   |
| 6        | Attorney or general counsel  | <u>none</u>   |
| 7        | General manager              | <u>L. G. Wallick, Box 108, Monte Vista, Colo. 81144</u>               |
| 8        | General superintendent       | <u>none</u>   |
| 9        | General freight agent        | <u>none</u>   |
| 10       | General passenger agent      | <u>none</u>   |
| 11       | General land agent           | <u>none</u>   |
| 12       | Chief engineer               | <u>none</u>   |
| 13       | <u>Chairman</u>              | <u>G. C. Betke, Jr., 30 East 42nd Street, New York, N. Y. 10017</u>   |

6. Give the names and office addresses of the several directors of the respondent at the close of the year, and the dates of expiration of their respective terms.

| Line No. | Name of director (a)    | Office address (b)              | Term expires (c)           |
|----------|-------------------------|---------------------------------|----------------------------|
| 14       | <u>G. C. Betke, Jr.</u> | <u>30 E. 42nd St., N. Y.</u>    | <u>next annual meeting</u> |
| 15       | <u>E. A. Burkhardt</u>  | <u>Box 1249, Evanston, Ill.</u> | <u>same</u>                |
| 16       | <u>S. K. Burkhardt</u>  | <u>Box 1249, Evanston, Ill.</u> | <u>same</u>                |
| 17       | <u>L. M. Harlan</u>     | <u>30 E. 42nd St., N. Y.</u>    | <u>same</u>                |
| 18       | <u>T. E. Myers, Jr.</u> | <u>30 E. 42nd St., N. Y.</u>    | <u>same</u>                |
| 19       |                         |                                 |                            |
| 20       |                         |                                 |                            |
| 21       |                         |                                 |                            |
| 22       |                         |                                 |                            |
| 23       |                         |                                 |                            |

7. Give the date of incorporation of the respondent Feb. 18, 1913 8. State the character of motive power used. Diesel Electric

9. Class of switching and terminal company

10. Under the laws of what Government, State, or Territory was the respondent organized? If more than one, name all. Give reference to each statute and all amendments thereof, effected during the year. If previously effected, show the year(s) of the report(s) setting forth details. If in bankruptcy, give court of jurisdiction and dates of beginning of receivership or trusteeship and of appointment of receivers or trustees. Sections 5410 to 5420, Revises Statutes 1905, State of Colorado.

11. State whether or not any corporation or association or group of corporations had, at the close of the year, the right to name the major part of the board of directors, managers, or trustees of the respondent; and if so, give the names of all such corporations and state whether such right was derived through (a) title to capital stock or other securities issued or assumed by the respondent, (b) claims for advances of funds made for the construction of the road and equipment of the respondent, or (c) express agreement or some other source. Pea Vine Corporation (owns all capital stock)

12. Give hereunder a history of the respondent from its inception to date, showing all consolidations, mergers, reorganizations, etc., and if a consolidated or merging corporation give like particulars for all constituent and subconstituent corporations. Describe also the course of construction of the road of the respondent, and its financing. Constructed in 1913; financed by George McLean, J. B. Cosgriff and T. A. Cosgriff. No consolidations, mergers or reorganizations.

\* Use the initial word the when (and only when) it is a part of the name and distinguish between the words railroad and railway and between company and corporation.



**107. STOCKHOLDERS**

Give the names of the 30 security holders of the respondent who, at the date of the latest closing of the stock book or compilation of list of stockholders of the respondent (if within 1 year prior to the actual filing of this report), had the highest voting powers in the respondent, showing for each his address, the number of votes which he would have had a right to cast on that date had a meeting then been in order, and the classification of the number of votes to which he was entitled, with respect to securities held by him, such securities

being classified as common stock, second preferred stock, first preferred stock, and other securities, stating in a footnote the names of such other securities (if any). If any such holder held in trust, give (in a footnote) the particulars of the trust. In the case of voting trusts, agreements give, as supplemental information on page 38, the names and addresses of the 30 largest holders of the voting trust certificates and the amount of their individual holdings. If the stock book was not closed or the list of stockholders compiled within such year, show such 30 security holders as of the close of the year.

| Line No. | Name of security holder<br><br>(a) | Address of security holder<br><br>(b) | Number of votes to which security holder was entitled<br><br>(c) | NUMBER OF VOTES, CLASSIFIED WITH RESPECT TO SECURITIES ON WHICH BASED |           |   |  |
|----------|------------------------------------|---------------------------------------|--|---|-----------|---|--|
|          |                                    |                                       |  | Stocks  |           |   | Other securities with voting power (g) |
|          |                                    |                                       |  | Common (d)  | PREFERRED |   |  |
|          |                                    |                                       |  | Second (e)  | First (f) |   |  |
| 1        | Pea Vine Corporation               | 30 East 42nd St.,                     | 756  | 756   | -         | - | -                                      |
| 2        |                                    | New York, N. Y. 10017                 |  |   |           |   |  |
| 3        |                                    |                                       |  |   |           |   |  |
| 4        |                                    |                                       |  |   |           |   |  |
| 5        |                                    |                                       |  |   |           |   |  |
| 6        |                                    |                                       |  |   |           |   |  |
| 7        |                                    |                                       |  |   |           |   |  |
| 8        |                                    |                                       |  |   |           |   |  |
| 9        |                                    |                                       |  |   |           |   |  |
| 10       |                                    |                                       |  |   |           |   |  |
| 11       |                                    |                                       |  |   |           |   |  |
| 12       |                                    |                                       |  |   |           |   |  |
| 13       |                                    |                                       |  |   |           |   |  |
| 14       |                                    |                                       |  |   |           |   |  |
| 15       |                                    |                                       |  |   |           |   |  |
| 16       |                                    |                                       |  |   |           |   |  |
| 17       |                                    |                                       |  |   |           |   |  |
| 18       |                                    |                                       |  |   |           |   |  |
| 19       |                                    |                                       |  |   |           |   |  |
| 20       |                                    |                                       |  |   |           |   |  |
| 21       |                                    |                                       |  |   |           |   |  |
| 22       |                                    |                                       |  |   |           |   |  |
| 23       |                                    |                                       |  |   |           |   |  |
| 24       |                                    |                                       |  |   |           |   |  |
| 25       |                                    |                                       |  |   |           |   |  |
| 26       |                                    |                                       |  |   |           |   |  |
| 27       |                                    |                                       |  |   |           |   |  |
| 28       |                                    |                                       |  |   |           |   |  |
| 29       |                                    |                                       |  |   |           |   |  |
| 30       |                                    |                                       |  |   |           |   |  |

Footnotes and Remarks

**108. STOCKHOLDERS REPORTS**

1. The respondent is required to send to the Bureau of Accounts, immediately upon preparation, two copies of its latest annual report to stockholders.

Check appropriate box:

☐ Two copies are attached to this report.☐ Two copies will be submitted \_\_\_\_\_ (date)☒ No annual report to stockholders is prepared.

## 200. COMPARATIVE GENERAL BALANCE SHEET--ASSETS

For instructions covering this schedule, see the text pertaining to General Balance Sheet Accounts in the Uniform System of Accounts for Railroad Companies. The entries in this balance sheet should be consistent with those in the supporting schedules on the pages indicated. The entries in column (c) should be restated to conform with the accounting requirements followed in column (b). The entries in the short column (a2) should be deducted from those in column (a1) in order to obtain corresponding entries for column (b). All contra entries hereunder should be indicated in parenthesis.

| Line No.              | Account or item<br>(a)   | Balance at close of year<br>(b)            | Balance at beginning of year<br>(c)              |
|-----------------------|--|--|--|
| <b>CURRENT ASSETS</b> |  | \$   | \$   |
| 1                     | (701) Cash   | 105,353                                    | 130,469  |
| 2                     | (702) Temporary cash investments   | 100,000                                    |  |
| 3                     | (703) Special deposits (p. 10B)  |  | 13,000   |
| 4                     | (704) Loans and notes receivable   |  |  |
| 5                     | (705) Traffic, car service and other balances-Dr.  | 15,500                                     | 20,225   |
| 6                     | (706) Net balance receivable from agents and conductors  | 18,363                                     | 39,904   |
| 7                     | (707) Miscellaneous accounts receivable  |  |  |
| 8                     | (708) Interest and dividends receivable  | 37,964                                     | 72,025   |
| 9                     | (709) Accrued accounts receivable  |  |  |
| 10                    | (710) Working fund advances  | 1,537                                      | ( 740)   |
| 11                    | (711) Prepayments  | 91,825                                     | 99,610   |
| 12                    | (712) Material and supplies  |  |  |
| 13                    | (713) Other current assets   |  |  |
| 14                    | (714) Deferred income tax charges (p. 10A)   | 370,542                                    | 374,493  |
| 15                    | Total current assets   |  |  |
| <b>SPECIAL FUNDS</b>  |  | (a1) Total book assets<br>at close of year | (a2) Respondent's own<br>issued included in (a1) |
| 16                    | (715) Sinking funds  |  |  |
| 17                    | (716) Capital and other reserve funds  |  |  |
| 18                    | (717) Insurance and other funds  |  |  |
| 19                    | Total special funds  |  |  |
| <b>INVESTMENTS</b>    |  |  |  |
| 20                    | (721) Investments in affiliated companies (pp. 16 and 17)  |  |  |
| 21                    | Undistributed earnings from certain investments in account 721 (p. 17A)                          |  |  |
| 22                    | (722) Other investments (pp. 16 and 17)  |  |  |
| 23                    | (723) Reserve for adjustment of investment in securities—Credit                                  |  |  |
| 24                    | Total investments (accounts 721, 722 and 723)  |  |  |
| <b>PROPERTIES</b>     |  |  |  |
| 25                    | (731) Road and equipment property: Road  | 366,412                                    | 218,724  |
| 26                    | Equipment  | 1,417,433                                  | 1,400,250  |
| 27                    | General expenditures   | 6,766                                      | 6,766  |
| 28                    | Other elements of investment   |  | 32,516   |
| 29                    | Construction work in progress  |  |  |
| 30                    | Total (p. 13)  | 1,790,611                                  | 1,658,256  |
| 31                    | (732) Improvements on leased property: Road  |  |  |
| 32                    | Equipment  |  |  |
| 33                    | General expenditures   |  |  |
| 34                    | Total (p. 12)  | 1,790,611                                  | 1,658,256  |
| 35                    | Total transportation property (accounts 731 and 732)   |  |  |
| 36                    | (733) Accrued depreciation—Improvements on leased property                                       | 246,291                                    | 185,552  |
| 37                    | (735) Accrued depreciation—Road and equipment (pp. 21 and 22)                                    |  |  |
| 38                    | (736) Amortization of defense projects—Road and Equipment (p. 24)                                | - 246,291                                  | 185,552  |
| 39                    | Recorded depreciation and amortization (accounts 733, 735 and 736)                               | 1,544,320                                  | 1,472,704  |
| 40                    | Total transportation property less recorded depreciation and amortization (line 35 less line 39) | 15,200                                     | 50,000   |
| 41                    | (737) Miscellaneous physical property  | - 464                                      |  |
| 42                    | (728) Accrued depreciation - Miscellaneous physical property (p. 23)                             | 14,736                                     | 50,000   |
| 43                    | Miscellaneous physical property less recorded depreciation (account 737 less 738)                | 1,559,056                                  | 1,522,704  |
| 44                    | Total properties less recorded depreciation and amortization (line 40 plus line 43)              |  |  |

Note.—See page 6 for explanatory notes, which are an integral part of the Comparative General Balance Sheet.

For compensating balances not legally restricted, see Schedule 202.



## 200. COMPARATIVE GENERAL BALANCE SHEET--ASSETS--Continued

| Line<br>No.                       | Account or item<br>(a)                                 | Balance at close<br>of year<br>(b) | Balance at beginning<br>of year<br>(c) |
|-----------------------------------|--|------------------------------------|--|
| OTHER ASSETS AND DEFERRED CHARGES |  | \$                                 | \$                                     |
| 45                                | (741) Other assets                                     |                                    |  |
| 46                                | (742) Unamortized discount on long-term debt           |                                    |  |
| 47                                | (743) Other deferred charges (p. 26)                   |                                    |  |
| 48                                | (744) Accumulated deferred income tax charges (p. 10A) |                                    |  |
| 49                                | Total other assets and deferred charges                | 1,929,598                          | 1,897,197                              |
| 50                                | TOTAL ASSETS   |                                    |  |

## 290 COMPARATIVE GENERAL BALANCE SHEET—LIABILITIES AND SHAREHOLDERS' EQUITY

For instructions covering this schedule, see the text pertaining to General Balance Sheet Accounts in the Uniform System of Accounts for Railroad Companies. The entries in this balance sheet should be consistent with those in the supporting schedules on the pages indicated. The entries in column (c) should be restated to conform with the account requirements set forth in column (b). The entries in short column (a1) should reflect total book liability at close of year. The entries in the short column (a2) should be deducted from those in column (a1) in order to obtain corresponding entries for column (b). All contra entries hereunder should be indicated in parenthesis.

| Line No                                       | Account or item<br>(a)  | Balance at close of year<br>(b) | Balance at beginning of year<br>(c) |
|---|---|---------------------------------|-------------------------------------|
| <b>CURRENT LIABILITIES</b>                    |   |                                 |                                     |
| 51  | (751) Loans and notes payable (p. 26)                                       | \$ 25,000                       | \$ 25,000                           |
| 52  | (752) Traffic car service and other balances Cr.                            | 84,867                          | 55,315                              |
| 53  | (753) Audited accounts and wages payable                                    | 22,881                          | 42,211                              |
| 54  | (754) Miscellaneous accounts payable  | 3,644                           | 1,643                               |
| 55  | (755) Interest matured unpaid   | 900                             | 900                                 |
| 56  | (756) Dividends matured unpaid  |                                 |                                     |
| 57  | (757) Unmatured interest accrued  | 5,693                           | 8,863                               |
| 58  | (758) Unmatured dividends declared  |                                 |                                     |
| 59  | (759) Accrued accounts payable  | 2,878                           | 54,635                              |
| 60  | (760) Federal income taxes accrued  |                                 |                                     |
| 61  | (761) Other taxes accrued   | 7,418                           | 4,801                               |
| 62  | (762) Deferred income tax credits (p. 10A)                                  |                                 |                                     |
| 63  | (763) Other current liabilities   | 149,170                         | 2,419                               |
| 64  | Total current liabilities (exclusive of long-term debt due within one year) | 302,451                         | 195,787                             |
| <b>LONG-TERM DEBT DUE WITHIN ONE YEAR</b>     |   |                                 |                                     |
|   | (a1) Total issued (a2) Held by or for respondent                            |                                 |                                     |
| 65  | (764) Equipment obligations and other debt (pp. 11 and 14)                  | 184,371 -                       | 184,371 199,371                     |
| <b>LONG-TERM DEBT DUE AFTER ONE YEAR</b>      |   |                                 |                                     |
|   | (a1) Total issued (a2) Held by or for respondent                            |                                 |                                     |
| 66  | (765) Funded debt unmatured (p. 11)   | 120,000 90,000                  | 30,000 30,000                       |
| 67  | (766) Equipment obligations (p. 14)   | 475,582 -                       | 475,582 645,408                     |
| 68  | (767) Receivers' and Trustees' securities (p. 11)                           |                                 |                                     |
| 69  | (768) Debt in default (p. 26)   |                                 |                                     |
| 70  | (769) Amounts payable to affiliated companies (p. 14)                       | 177,806                         | 178,546                             |
| 71  | Total long-term debt due after one year                                     | 683,388                         | 853,954                             |
| <b>RESERVES</b>                               |   |                                 |                                     |
| 72  | (771) Pension and welfare reserves  |                                 |                                     |
| 73  | (772) Insurance reserves  |                                 |                                     |
| 74  | (774) Casualty and other reserves   | 7,000                           | 15,742                              |
| 75  | Total reserves  | 7,000                           | 15,742                              |
| <b>OTHER LIABILITIES AND DEFERRED CREDITS</b> |   |                                 |                                     |
| 76  | (781) Interest in default   |                                 |                                     |
| 77  | (782) Other liabilities   |                                 |                                     |
| 78  | (783) Unamortized premium on long-term debt                                 |                                 |                                     |
| 79  | (784) Other deferred credits (p. 26)  |                                 |                                     |
| 80  | (785) Accrued liability—Leased property (p. 23)                             |                                 |                                     |
| 81  | (786) Accumulated deferred income tax credits (p. 10A)                      | 119,979                         | 131,799                             |
| 82  | Total other liabilities and deferred credits                                | 119,979                         | 131,799                             |
| <b>SHAREHOLDERS' EQUITY</b>                   |   |                                 |                                     |
|   | (a1) Total issued (a2) Nominally issued securities                          |                                 |                                     |
| <b>Capital stock (Par or stated value)</b>    |   |                                 |                                     |
| 83  | (791) Capital stock issued: Common stock (p. 11)                            | 75,600 -                        | 75,600 75,600                       |
| 84  | Preferred stock (p. 11)   |                                 |                                     |
| 85  | Total   | 75,600 -                        | 75,600 75,600                       |
| 86  | (792) Stock liability for conversion  |                                 |                                     |
| 87  | (793) Discount on capital stock   | (32,582)                        | 32,582                              |
| 88  | Total capital stock   | 43,018                          | 43,018                              |
| <b>Capital surplus</b>                        |   |                                 |                                     |
| 89  | (794) Premiums and assessments on capital stock (p. 25)                     |                                 |                                     |
| 90  | (795) Paid-in surplus (p. 25)   |                                 |                                     |
| 91  | (796) Other capital surplus (p. 25)   |                                 |                                     |
| 92  | Total capital surplus   |                                 |                                     |

Continued on page 5A



## 290. COMPARATIVE GENERAL BALANCE SHEET—LIABILITIES AND SHAREHOLDERS' EQUITY—Continued

|    |  | <i>Retained income</i> |           |
|----|--|------------------------|-----------|
| 93 | (797) Retained income—Appropriated (p. 24) .....   | 589,391                | 457,526   |
| 94 | (798) Retained income—Unappropriated (p. 10) ..... | 589,391                | 457,526   |
| 95 | Total retained income .....                        |                        |           |
|    |  | TREASURY STOCK         |           |
| 96 | (798.5) Less—Treasury stock .....                  | 632,409                | 500,544   |
| 97 | Total shareholders' equity .....                   |                        |           |
| 98 | TOTAL LIABILITIES AND SHAREHOLDERS' EQUITY .....   | 1,929,598              | 1,897,197 |

Note.—See page 6 for explanatory notes, which are an integral part of the Comparative General Balance Sheet.



## COMPARATIVE GENERAL BALANCE SHEET—EXPLANATORY NOTES

The notes listed below are provided for the purpose of disclosing supplementary information concerning matters which have an important effect on the financial condition of the carrier. The carrier shall give the particulars called for herein and where there is nothing to report, insert the word, "None", and in addition thereto shall enter in separate notes with suitable particulars other matters involving material amounts of the character commonly disclosed in financial statements under generally accepted accounting and reporting principles, except as shown in other schedules. This includes explanatory statements explaining (1) the procedure in accounting for pension funds including payments to trustees and recording in the accounts pension costs, indicating whether or not consistent with the prior year, and state the amount, as nearly as practicable, of unfunded past service cost; (2) service interruption insurance policies and indicate the amount of indemnity to which respondent will be entitled for work stoppage losses and the maximum amount of additional premium respondent may be obligated to pay in the event such losses are sustained by other railroads; (3) particulars concerning obligations for stock purchase options granted to officers and employees; and (4) what entries have been made for net income or retained income restricted under provisions of mortgages and other arrangements.

1. Show under the estimated accumulated tax reductions realized during current and prior years under section 168 (formerly section 124—A) and under section 167 of the Internal Revenue Code because of accelerated amortization of emergency facilities and accelerated depreciation of other facilities and also depreciation deductions resulting from the use of the new guideline lives, since December 31, 1961, pursuant to Revenue Procedure 62-21 in excess of recorded depreciation. The amount to be shown in each case is the net accumulated reductions in taxes realized less subsequent increases in taxes due to expired or lower allowances for amortization or depreciation as a consequence of accelerated allowances in earlier years. Also, show the estimated accumulated net income tax reduction realized since December 31, 1961, because of the investment tax credit authorized in the Revenue Act of 1962. In the event provision has been made in the accounts through appropriations of surplus or otherwise for the contingency of increase in future tax payments, the amounts thereof and the accounting performed should be shown.

(a) Estimated accumulated net reduction in Federal income taxes since December 31, 1949, because of accelerated amortization of emergency facilities in excess of recorded depreciation under section 168 (formerly section 124-A) of the Internal Revenue Code none

(b) Estimated accumulated savings in Federal income taxes resulting from computing book depreciation under Commission rules and computing tax depreciation using the items listed below \$ 119,979

—Accelerated depreciation since December 31, 1953, under section 167 of the Internal Revenue Code.

—Guideline lives since December 31, 1961, pursuant to Revenue Procedure 62-21

—Guideline lives under Class I life System (Asset Depreciation Range) since December 31, 1970, as provided in the Revenue Act of 1971.

(c) Estimated accumulated net income tax reduction utilized since December 31, 1961, because of the investment tax credit authorized in the Revenue Act of 1962, as amended \$ 49,803

(d) Estimated accumulated net reduction in Federal income taxes because of accelerated amortization of certain rising stock since December 31, 1969, under provisions of Section 184 of the Internal Revenue Code \$ none

(e) Estimated accumulated net reduction of Federal income taxes because of amortization of certain rights-of-way investment since December 31, 1969, under the provisions of Section 185 of the Internal Revenue Code \$ none

2. Amount of accrued contingent interest on funded debt recorded in the balance sheet:

[illegible]

3. As a result of dispute concerning the recent increase in per diem rates for use of freight cars interchanged, settlement of disputed amounts has been deferred awaiting final disposition of the matter. The amounts in dispute for which settlement has been deferred are as follows:

| As recorded on books |                   |              |         |                     |  |
|----------------------|-------------------|--------------|---------|---------------------|--|
| Item                 | Amount in dispute | Account Nos. |         | Amount not recorded |  |
|                      |                   | Debit        | Credit  |                     |  |
| Per diem receivable  | \$                |              |         | \$                  |  |
| Per diem payable     |                   |              |         |                     |  |
| Net amount           | \$ none           | xxxxxxx      | xxxxxxx | \$ none             |  |

4. Amount (estimated, if necessary) of net income, or retained income which has to be provided for capital expenditures, and for sinking and other funds pursuant to provisions of reorganization plans, mortgages, deeds of trust, or other contracts \$ none

5. Estimated amount of future earnings which can be realized before paying Federal income taxes because of unused and available net operating loss carryover on January 1 of the year following that for which the report is made \$ none

**300. INCOME ACCOUNT FOR THE YEAR**

1. Give the Income Account of the respondent for the year in accordance with the rules prescribed in the Uniform System of Accounts for Railroad Companies. All contra entries hereunder should be indicated in parentheses.

2. Any unusual accruals involving substantial amounts included in column (b) on lines 7 to 57, inclusive, should be fully explained in a footnote.

3. Line 28 includes only dividends from investments accounted for under the cost method. Line 34 includes only dividends accounted for under the equity method. Line 35 includes the undistributed earnings from investments accounted for under the equity method. Line 36 represents the earnings (losses) of investee companies accounted for under the equity method.

| Line No. | Item (a)  | Amount or current year (b) |
|----------|---|----------------------------|
|          | <b>ORDINARY ITEMS</b>   |                            |
|          | <b>OPERATING INCOME</b>   |                            |
|          | <b>RAILWAY OPERATING INCOME</b>   |                            |
| 1        | (501) Railway operating revenues (p. 27)                                | 246,703                    |
| 2        | (531) Railway operating expenses (p. 28)                                | 249,711                    |
| 3        | Net revenue from railway operations                                     | (103,008)                  |
| 4        | (532) Railway tax accruals  | 20,498                     |
| 5        | (533) Provision for deferred taxes                                      | 23,955                     |
| 6        | Railway operating income  | (147,461)                  |
|          | <b>RENT INCOME</b>  |                            |
| 7        | (503) Hire of freight cars and highway revenue equipment—Credit balance | 325,393                    |
| 8        | (504) Rent from locomotives   |                            |
| 9        | (505) Rent from passenger-train cars                                    |                            |
| 10       | (506) Rent from floating equipment                                      |                            |
| 11       | (507) Rent from work equipment  |                            |
| 12       | (508) Joint facility rent income  |                            |
| 13       | Total rent income   | 325,393                    |
|          | <b>RENTS PAYABLE</b>  |                            |
| 14       | (536) Hire of freight cars and highway revenue equipment—Debit balance  |                            |
| 15       | (537) Rent for locomotives  |                            |
| 16       | (538) Rent for passenger-train cars                                     |                            |
| 17       | (539) Rent for floating equipment                                       |                            |
| 18       | (540) Rent for work equipment   |                            |
| 19       | (541) Joint facility rents  |                            |
| 20       | Total rents payable   | 325,393                    |
| 21       | Net rents (line 13 less line 20)  | 177,932                    |
| 22       | Net railway operating income (lines 6,21)                               |                            |
|          | <b>OTHER INCOME</b>   |                            |
| 23       | (502) Revenues from miscellaneous operations (p. 28)                    |                            |
| 24       | (509) Income from lease of road and equipment (p. 31)                   |                            |
| 25       | (510) Miscellaneous rent income (p. 29)                                 | 2,742                      |
| 26       | (511) Income from nonoperating property (p. 30)                         | 736                        |
| 27       | (512) Separately operated properties—Profit                             |                            |
| 28       | (513) Dividend income (from investments under cost only)                | 4,087                      |
| 29       | (514) Interest income   |                            |
| 30       | (516) Income from sinking and other reserve funds                       |                            |
| 31       | (517) Release of premiums on funded debt                                |                            |
| 32       | (518) Contributions from other companies (p. 31)                        |                            |
| 33       | (519) Miscellaneous income (p. 29)                                      | (a)                        |
| 34       | Dividend income (from investments under equity only)                    | \$                         |
| 35       | Undistributed earnings (losses)   | XXXXXX                     |
| 36       | Equity in earnings (losses) of affiliated companies (lines 34,35)       | XXXXXX                     |
| 37       | Total other income  | 7,565                      |
| 38       | Total income (lines 22,37)  | 185,497                    |
|          | <b>MISCELLANEOUS DEDUCTIONS FROM INCOME</b>                             |                            |
| 39       | (534) Expenses of miscellaneous operations (p. 28)                      |                            |
| 40       | (535) Taxes on miscellaneous operating property (p. 28)                 |                            |
| 41       | (543) Miscellaneous rents (p. 29)                                       |                            |
| 42       | (544) Miscellaneous tax accruals  |                            |
| 43       | (545) Separately operated properties—Loss                               |                            |



## 300. INCOME ACCOUNT FOR THE YEAR—Continued

| Line No. | Item (a)   | Amount for current year (b) |
|----------|--|-----------------------------|
|          |  | \$                          |
| 44       | (549) Maintenance of investment organization                                     |                             |
| 45       | (550) Income transferred to other companies (p. 31)                              |                             |
| 46       | (551) Miscellaneous income charges (p. 29)                                       |                             |
| 47       | Total miscellaneous deductions   | 185,497                     |
| 48       | Income available for fixed charges (lines 38, 47)                                |                             |
|          | <b>FIXED CHARGES</b>   |                             |
| 49       | (542) Rent for leased roads and equipment  |                             |
|          | (546) Interest on funded debt:   | 66,138                      |
| 50       | (a) Fixed interest not in default  |                             |
| 51       | (b) Interest in default  | 23,271                      |
| 52       | (547) Interest on unfunded debt  |                             |
| 53       | (548) Amortization of discount on funded debt                                    | 89,409                      |
| 54       | Total fixed charges  | 96,088                      |
| 55       | Income after fixed charges (lines 48, 54)  |                             |
|          | <b>OTHER DEDUCTIONS</b>  |                             |
|          | (546) Interest on funded debt:   |                             |
| 56       | (c) Contingent interest  | 96,088                      |
| 57       | Ordinary income (lines 55, 56)   |                             |
|          | <b>EXTRAORDINARY AND PRIOR PERIOD ITEMS</b>                                      |                             |
| 58       | (570) Extraordinary items—Net Credit (Debit) (p. 9)                              |                             |
| 59       | (580) Prior period items—Net Credit (Debit) (p. 9)                               |                             |
| 60       | (590) Income taxes on extraordinary and prior period items—Debit (Credit) (p. 9) |                             |
| 61       | (591) Provision for deferred taxes—Extraordinary and prior period items          |                             |
| 62       | Total extraordinary and prior period items—Credit (Debit)                        | 96,088                      |
| 63       | Net income transferred to Retained Income—Unappropriated (lines 57, 62)          |                             |

NOTE.—See page 9 for explanatory notes, which are an integral part of the Income Account for the Year.

## 300. INCOME ACCOUNT FOR THE YEAR—EXPLANATORY NOTES

The space below is provided for the purpose of disclosing additional information concerning items of income for the current year. Each carrier shall give the particulars of items herein. Enter in separate notes with suitable explanation, amounts included in income accounts in connection with any unusual and material accrual or changeover in accounting practice and other matters of the character commonly disclosed in financial statements under generally accepted accounting and reporting principles. Minor items which have no consequential effect on net income for the year need not be reported. If carrier has nothing to report, insert the word "None." The explanation of items included in accounts 570, "Extraordinary items"; 580, "Prior period items"; and 590 "Income taxes on extraordinary and prior period items" are to be disclosed in notes and remarks section below.

- 64 Indicate method elected by carrier, as provided in the Revenue Act of 1971, to account for the investment tax credit.  
Flow-through X Deferral \_\_\_\_\_
- 65 If flow-through method was elected, indicate net decrease (or increase) in tax accrual because of investment tax credit \$ 18,170
- 66 If deferral method was elected, indicate amount of investment tax credit utilized as a reduction of tax liability for current year \$ \_\_\_\_\_
- 67 Deduct amount of current year's investment tax credit applied to reduction of tax liability but deferred for accounting purposes (\$ \_\_\_\_\_)
- 68 Balance of current year's investment tax credit used to reduce current year's tax accrual \$ \_\_\_\_\_
- 69 Add amount of prior year's deferred investment tax credits being amortized and used to reduce current year's tax accrual \$ \_\_\_\_\_
- 70 Total decrease in current year's tax accrual resulting from use of investment tax credits \$ 18,170
- 71 In accordance with Docket No. 34178 (Sub-No. 2), show below the effect of deferred taxes on prior years net income as reported in annual reports to the Commission. Debit amounts in column (b) and (d), and credit amounts in column (c) should be indicated by parentheses.

| Year<br>(a) | Net income<br>as reported<br>(b) | Provision for<br>deferred taxes<br>(c) | Adjusted<br>net income<br>(d) |
|-------------|----------------------------------|--|-------------------------------|
| 1973        | \$ 147,802                       | \$ 45,464                              | \$ 102,338                    |
| 1972        | 113,190                          | 24,412                                 | 87,780                        |
| 1971        | (14,013)                         | 654                                    | (14,667)                      |

## NOTES AND REMARKS



## 305. RETAINED INCOME--UNAPPROPRIATED

1. Show hereunder the items of the Retained Income Accounts of the respondent for the year, classified in accordance with the Uniform System of Accounts for Railroad Companies.
2. All contra entries hereunder should be indicated in parentheses.
3. Indicate under "Remarks" the amount of assigned Federal income tax consequences, accounts 606 and 616.
4. Segregate in column (c) all amounts applicable to the equity in undistributed earnings (losses) of affiliated companies based on the equity method of accounting.
5. Line 1 (debit balance), column (c), should agree with line 35, column (b), schedule 300. The total of columns (b) and (c), lines 2 and 3, should agree with line 63, column (b), schedule 300.
6. Line 4 (debit balance) only amounts applicable to Retained Income, exclusive of any amounts included in column (c).

| Line No. | Item  | Retained income-<br>Unappropriated | Equity in undistributed earnings<br>(losses) of affiliated companies |
|----------|---|------------------------------------|--|
|          | (a)   | (b)                                | (c)  |
| 1        | Balances at beginning of year   | \$ 457,526                         | \$   |
|          | CREDITS   |                                    |  |
| 2        | (602) Credit balance transferred from income  | 96,088                             |  |
| 3        | (606) Other credits to retained income† (Note 1)  | 35,777                             |  |
| 4        | (622) Appropriations released   | 131,865                            |  |
| 5        | Total   |                                    |  |
|          | DEBITS  |                                    |  |
| 6        | (612) Debit balance transferred from income   |                                    |  |
| 7        | (616) Other debits to retained income   |                                    |  |
| 8        | (620) Appropriations for sinking and other reserve funds  |                                    |  |
| 9        | (621) Appropriations for other purposes   |                                    |  |
| 10       | (623) Dividends   |                                    |  |
| 11       | Total   | 131,865                            |  |
| 12       | Net increase (decrease) during year (Line 5 minus line 11)  | 589,391                            |  |
| 13       | Balances at close of year (Lines 1 and 12)  |                                    | XXXXXX   |
| 14       | Balance from line 13 (c)  |                                    | XXXXXX   |
| 15       | Total unappropriated retained income and equity in undistributed earnings (losses) of affiliated companies at end of year | 589,391                            | XXXXXX   |
|          | Remarks   |                                    |  |
| 16       | Amount of assigned Federal income tax consequences:   | 35,777                             | XXXXXX   |
| 17       | Account 606   |                                    | XXXXXX   |
| 17       | Account 616   |                                    | XXXXXX   |

†Show principal items in detail.

Note 1 - adjustment to Accumulated Deferred Income Tax Credits for years 1973 and prior to correct errors made in 1974 accounts.



## 350. RAILWAY TAX ACCRUALS

1. In Sections A and B show the particulars called for with respect to net accruals of taxes on railroad property and U.S. Government taxes charged to account 532, "Railway tax accruals" of the respondent's Income account for the year.

2. In Section C show an analysis and distribution of Federal income taxes.

| A. Other than U.S. Government Taxes |  |            | B. U.S. Government Taxes         |            |          |
|-------------------------------------|--|------------|----------------------------------|------------|----------|
| Line No.                            | Name of State (a)                      | Amount (b) | Kind of tax (a)                  | Amount (b) | Line No. |
| 1                                   | Colorado                               | \$ 7,395   | Income taxes:                    |            |          |
| 2                                   |  |            | Normal tax and surtax            |            | 11       |
| 3                                   |  |            | Excess profits                   |            | 12       |
| 4                                   |  |            | Total—Income taxes               |            | 13       |
| 5                                   |  |            | Old-age retirement               | 11,663     | 14       |
| 6                                   |  |            | Unemployment insurance           | 1,440      | 15       |
| 7                                   |  |            | All other United States Taxes    |            | 16       |
| 8                                   |  |            | Total—U.S. Government taxes      | 13,103     | 17       |
| 9                                   |  |            | Grand Total—Railway Tax Accruals | 20,498     | 18       |
| 10                                  | Total—Other than U.S. Government Taxes | 7,395      | (account 532)                    |            |          |

## C. Analysis of Federal Income Taxes

1. In column (a) are listed the particulars which most often cause a differential between taxable income and pretax accounting income. Other particulars which cause such a differential should be listed under the caption "Other", including State and other taxes deferred if computed separately. Minor items each less than \$100,000 may be combined in a single entry under "Other".

2. Indicate in column (b) the beginning of the year total of accounts 714, 744, 762 and 786 applicable to each particular item in column (a).

3. Indicate in column (c) the net change in accounts 714, 744, 762 and 786 for the net tax effect of timing differences originating and reversing in the current accounting period.

4. Indicate in column (d) any adjustments, as appropriate, including adjustments to eliminate or reinstate deferred tax effects (credits or debits) due to applying or recognizing a loss carry-forward or a loss carry-back.

5. The total of line 28 in columns (c) and (d) should agree with the total of the contra charges (credits) to account 533, provision for deferred taxes, and account 591, provision for deferred taxes—extraordinary and prior period items, for the current year.

6. Indicate in column (e) the cumulative total of columns (b), (c), and (d). The total of column (e) must agree with the total of accounts 714, 744, 762 and 786.

| Line No. | Particulars (a)   | Beginning of Year Balance (b) | Net Credits (Charges) for Current Year (c) | Adjustments (d) | End of Year Balance (e) |
|----------|---|-------------------------------|--|-----------------|-------------------------|
| 19       | Accelerated depreciation, Sec. 167 I.R.C.: Guideline lives pursuant to Rev. Proc. 62-21 | 131,799                       | 60,600                                     |                 | 192,399                 |
| 20       | Accelerated amortization of facilities Sec. 168 I.R.C.                                  |                               |  |                 |                         |
| 21       | Accelerated amortization of rolling stock, Sec. 184 I.R.C.                              |                               |  |                 |                         |
| 22       | Amortization of rights of way, Sec. 185 I.R.C.  |                               |  |                 |                         |
| 23       | Other (Specify)   |                               |  |                 |                         |
| 24       | Effect of 1975 tax loss   |                               | (15,164)                                   |                 | ( 15,164)               |
| 25       |   |                               |  |                 |                         |
| 26       |   |                               |  |                 |                         |
| 27       | Investment tax credit   |                               | (18,170)                                   | (39,086)        | ( 57,256)               |
| 28       | TOTALS  | 131,799                       | 27,266                                     | (39,086)        | 119,979                 |

## Notes and Remarks

Company is presently undergoing IRS audit for 1972, 1973 and 1974. IRS has proposed that service life of cars be increased for depreciation purposes. Potential adjustments are small.

## Schedule 202.—COMPENSATING BALANCES AND SHORT-TERM BORROWING ARRANGEMENTS

Using the following notes as a guideline, show the requirements of compensating balances and short-term borrowing arrangements. Footnote disclosure is required even though the arrangement is not reduced to writing.

1. Disclose compensating balances not legally restricted, lines of credit used and unused, average interest rate of short-term borrowings outstanding at balance sheet date, maximum amount of outstanding borrowings during the period and the weighted average rate of those borrowings.
2. Time deposits and certificates of deposit where not included elsewhere as part of compensating balances should be disclosed.
3. Compensating balance arrangements need only be disclosed for the latest fiscal year.
4. Compensating balances under an agreement which legally restricts the use of such funds should be included in Schedule 203, account 703, Special deposits.
5. Compensating balance arrangements are sufficiently material to require disclosure or segregation when the aggregate of written and oral agreement balances amount to 15 percent or more of liquid assets (current cash balanced, restricted and unrestricted plus marketable securities).
6. When a carrier is not in compliance with a compensating balance requirement that fact should be disclosed along with stated and possible sanctions whenever such possible sanctions may be immediate (not vague or unpredictable) and material.

No requirements for compensating balances are in effect. No lines of credit used or unused.



## Schedule 203.—SPECIAL DEPOSITS

Show separately each cash deposit of \$10,000 or more reflected in account 703 at the close of the year. Items of less than \$10,000 may be combined in a single entry and described as "Minor items less than \$10,000."

| Line No. | Purpose of deposit<br>(a)                      | Balance at close of year<br>(b) |
|----------|--|---------------------------------|
|          |  | \$                              |
|          | Interest special deposits: none                |                                 |
| 1        |  |                                 |
| 2        |  |                                 |
| 3        |  |                                 |
| 4        |  |                                 |
| 5        |  |                                 |
| 6        | Total  |                                 |
|          | Dividend special deposits: none                |                                 |
| 7        |  |                                 |
| 8        |  |                                 |
| 9        |  |                                 |
| 10       |  |                                 |
| 11       |  |                                 |
| 12       | Total  |                                 |
|          | Miscellaneous special deposits: none           |                                 |
| 13       |  |                                 |
| 14       |  |                                 |
| 15       |  |                                 |
| 16       |  |                                 |
| 17       |  |                                 |
| 18       | Total  |                                 |
|          | Compensating balances legally restricted: none |                                 |
| 19       |  |                                 |
| 20       |  |                                 |
| 21       |  |                                 |
| 22       |  |                                 |
| 23       |  |                                 |
| 24       | Total  |                                 |

## NOTES AND REMARKS

none



### 670. FUNDED DEBT UNMATURED

Give particulars of the various issues of securities in accounts Nos. 764, "Equipment obligations and other debt due within one year" (excluding equipment obligations), and 765, "Funded debt unmatured," at close of the year. Funded debt, as here used, comprises all obligations maturing later than one year after date of issue in accordance with the instructions in the Uniform System of Accounts for Railroad Companies. Show

each issue separately, and make all necessary explanations in footnotes. For the purposes of this report, securities are considered to be *actually issued* when sold to a bona fide purchaser for a valuable consideration, and such purchaser holds free from control by the respondent. All securities actually issued and not reacquired by or for the respondent are considered to be *actually outstanding*. It should be noted that section 20a of the

Interstate Commerce Act makes it unlawful for a carrier to issue or assume any securities, unless and until, and then only to the extent that, the Commission by order authorizes such issue or assumption. Entries in columns (k) and (l) should include interest accrued on funded debt reacquired, matured during the year, even though no portion of the issue is outstanding at the close of the year.

| Line No. | Name and character of obligation<br>(a)         | Nominal date of issue<br>(b) | Date of maturity<br>(c) | Interest provisions           |                  | Total amount nominally and actually issued<br>(f) | Nominally issued and held by or for respondent (Identify pledged securities by symbol "P")<br>(g) | Total amount actually issued<br>(h) | Required and held by or for respondent (Identify pledged securities by symbol "P")<br>(i) | Actually outstanding at close of year<br>(j) | Interest during year |                      |
|----------|---|------------------------------|-------------------------|-------------------------------|------------------|---|---|-------------------------------------|---|--|----------------------|----------------------|
|          |   |                              |                         | Rate percent per annum<br>(d) | Dates due<br>(e) |   |   |                                     |   |  | Accrued<br>(k)       | Actually paid<br>(l) |
| 1        | First Mortgage                                  | 7-1-13                       | 7-1-83                  | 6                             | Jan 1<br>Jul 1   | \$ 120,000  | \$  | \$ 120,000                          | \$ 90,000   | \$ 30,000                                    | \$ 1,800             | \$ 1,800             |
| 2        |   |                              |                         |                               |                  |   |   |                                     |   |  |                      |                      |
| 3        |   |                              |                         |                               |                  |   |   |                                     |   |  |                      |                      |
| 4        |   |                              |                         |                               | Total            | 120,000   |   | 120,000                             | 90,000  | 30,000                                       | 1,800                | 1,800                |
| 5        | Funded debt canceled: Nominally issued, \$ none |                              |                         |                               |                  |   |   |                                     |   |  |                      |                      |
| 6        | Purpose for which issue was authorized? none    |                              |                         |                               |                  |   |   |                                     |   |  |                      |                      |

### 690. CAPITAL STOCK

Give the particulars called for concerning the several classes and issues of capital stocks of the respondent outstanding at the close of the year, and make all necessary explanations in footnotes. For definition of securities *actually issued* and *actually outstanding* see instructions for schedule 670. It should be noted that section 20a of the Interstate Commerce Act makes it unlawful for a carrier to

issue or assume any securities, unless and until, and then only to the extent that, the Commission by order authorizes such issue or assumption.

| Line No. | Class of stock<br>(a)  | Date issue was authorized?<br>(b) | Par value per share<br>(c) | Authorized?<br>(d) | Authenticated<br>(e) | Par value of par value or shares of nonpar stock  |                                     |   | Actually outstanding at close of year |   |                   |
|----------|--|-----------------------------------|----------------------------|--------------------|----------------------|---|-------------------------------------|---|---------------------------------------|---|-------------------|
|          |  |                                   |                            |                    |                      | Nominally issued and held by or for respondent (Identify pledged securities by symbol "P")<br>(f) | Total amount actually issued<br>(g) | Reacquired and held by or for respondent (Identify pledged securities by symbol "P")<br>(h) | Par value of par-value stock<br>(i)   | Shares Without Par Value<br>Number<br>(j) | Book value<br>(k) |
| 1        | Common   | 2-18-13                           | 100                        | 200000             | 75600                | \$  | \$ 75,600                           | \$  | \$ 75,600                             |   | \$                |
| 2        |  |                                   |                            |                    |                      |   |                                     |   |                                       |   |                   |
| 3        |  |                                   |                            |                    |                      |   |                                     |   |                                       |   |                   |
| 4        |  |                                   |                            |                    |                      |   |                                     |   |                                       |   |                   |
| 5        | Par value of par value or book value of nonpar stock canceled: Nominally issued, \$ none                           |                                   |                            |                    |                      |   |                                     |   |                                       |   |                   |
| 6        | Amount of receipts outstanding at the close of the year for installments received on subscriptions for stocks none |                                   |                            |                    |                      |   |                                     |   |                                       |   |                   |
| 7        | Purpose for which issue was authorized? one  |                                   |                            |                    |                      |   |                                     |   |                                       |   |                   |
| 8        | The total number of stockholders at the close of the year was  |                                   |                            |                    |                      |   |                                     |   |                                       |   |                   |

### 695. RECEIVERS' AND TRUSTEES' SECURITIES

Give particulars of evidences of indebtedness issued and payment of equipment obligations assumed by receivers and trustees under orders of a court as provided for in account No. 767, "Receivers' and trustees' securities." For definition of securities *actually issued* and *actually outstanding*, see instructions for schedule 670.

| Line No. | Name and character of obligation<br>(a) | Nominal date of issue<br>(b) | Date of maturity<br>(c) | Interest provisions           |                  | Total par value authorized †<br>(f) | Total par value held by or for respondent at close of year |                              | Total par value actually outstanding at close of year<br>(i) | Interest during year |                      |
|----------|---|------------------------------|-------------------------|-------------------------------|------------------|-------------------------------------|--|------------------------------|--|----------------------|----------------------|
|          |   |                              |                         | Rate percent per annum<br>(d) | Dates due<br>(e) |                                     | Nominally issued<br>(g)                                    | Nominally outstanding<br>(h) |  | Accrued<br>(j)       | Actually paid<br>(k) |
| 1        | none                                    |                              |                         |                               |                  | \$                                  | \$   | \$                           | \$   | \$                   | \$                   |
| 2        |   |                              |                         |                               |                  |                                     |  |                              |  |                      |                      |
| 3        |   |                              |                         |                               |                  |                                     |  |                              |  |                      |                      |
| 4        |   |                              |                         |                               | Total            |                                     |  |                              |  |                      |                      |

†By the State Board of Railroad Commissioners, or other public authority, if any, having control over the issue of securities; if no public authority has such control, state the purpose and amounts as authorized by the board of directors and approved by stockholders.



Intentionally left blank

## 781. ROAD AND EQUIPMENT PROPERTY

1. Give particulars of changes during the year in accounts 731, "Road and equipment property," and 732, "Improvements on leased property," classified in accordance with the Uniform System of Accounts for Railroad Companies.

2. Gross charges during the year should include disbursements made for the specific purpose of purchasing, constructing, and equipping new lines, extensions of old lines, and for additions and betterments. Both the debit and credit involved in each transfer, adjustment, or clearance, between road and equipment accounts, should be included in columns (c) and (d), as may be appropriate, depending on the nature of the item. Adjustments in excess of \$100,000 should be

explained. All changes made during the year should be analyzed by primary accounts.

3. Report on line 35 amounts not identifiable in the primary road accounts. The items reported should be briefly identified and explained in a footnote on page 12. Amounts should be reported on this line only under special circumstances, usually after permission is obtained from the Commission for exceptions to prescribed accounting. Reference to such authority should be made when explaining the amounts reported. Respondents must not make arbitrary changes to the printed stub or column headings without specific authority from the Commission.

| Line No. | Account<br>(a)                          | Balance at beginning of year<br>(b) | Gross charges during year<br>(c) | Credits for property retired during year<br>(d) | Balance at close of year<br>(e) |
|----------|---|-------------------------------------|----------------------------------|---|---------------------------------|
| 1        | (1) Engineering                         | \$ 5,020                            | \$                               | \$  | \$ 5,020                        |
| 2        | (2) Land for transportation purposes    | 12,155                              | 5,000                            |   | 17,155                          |
| 3        | (2 1/2) Other right-of-way expenditures |                                     |                                  |   |                                 |
| 4        | (3) Grading                             | 23,101                              |                                  |   | 23,101                          |
| 5        | (5) Tunnels and subways                 |                                     |                                  |   |                                 |
| 6        | (6) Bridges, trestles, and culverts     | 10,881                              |                                  |   | 10,881                          |
| 7        | (7) Elevated structures                 |                                     |                                  |   |                                 |
| 8        | (8) Ties                                | 34,982                              |                                  |   | 34,982                          |
| 9        | (9) Rails                               | 53,528                              |                                  |   | 53,528                          |
| 10       | (10) Other track material               | 12,108                              | 1,397                            |   | 13,505                          |
| 11       | (11) Ballast                            |                                     |                                  |   |                                 |
| 12       | (12) Track laying and surfacing         | 23,197                              |                                  |   | 23,197                          |
| 13       | (13) Fences, snowsheds, and signs       | 450                                 |                                  |   | 450                             |
| 14       | (16) Station and office buildings       | 15,711                              | 139,840                          | 7,500   | 148,051                         |
| 15       | (17) Roadway buildings                  | 733                                 |                                  |   | 733                             |
| 16       | (18) Water stations                     |                                     |                                  |   |                                 |
| 17       | (19) Fuel stations                      |                                     |                                  |   |                                 |
| 18       | (20) Shops and enginehouses             | 6,189                               |                                  |   | 6,189                           |
| 19       | (21) Grain elevators                    |                                     |                                  |   |                                 |
| 20       | (22) Storage warehouses                 |                                     |                                  |   |                                 |
| 21       | (23) Wharves and docks                  |                                     |                                  |   |                                 |
| 22       | (24) Coal and ore wharves               |                                     |                                  |   |                                 |
| 23       | (25) TOFC/COFC terminals                |                                     |                                  |   |                                 |
| 24       | (26) Communication systems              | 4,714                               |                                  |   | 4,714                           |
| 25       | (27) Signals and interlockers           |                                     |                                  |   |                                 |
| 26       | (29) Power plants                       |                                     |                                  |   |                                 |
| 27       | (31) Power-transmission systems         |                                     |                                  |   |                                 |
| 28       | (35) Miscellaneous structures           |                                     |                                  |   |                                 |
| 29       | (37) Roadway machines                   | 11,198                              | 8,951                            |   | 20,149                          |
| 30       | (38) Roadway small tools                | 444                                 |                                  |   | 444                             |
| 31       | (39) Public improvements—Construction   | 694                                 |                                  |   | 694                             |
| 32       | (43) Other expenditures—Road            |                                     |                                  |   |                                 |
| 33       | (44) Shop machinery                     | 3,619                               |                                  |   | 3,619                           |
| 34       | (45) Power-plant machinery              |                                     |                                  |   |                                 |
| 35       | Other (specify and explain)             | 218,724                             | 155,188                          | 7,500   | 366,412                         |
| 36       | Total Expenditures for Road             | 84,607                              |                                  |   | 84,607                          |
| 37       | (52) Locomotives                        | 1,313,251                           | 16,783                           |   | 1,330,034                       |
| 38       | (53) Freight-train cars                 |                                     |                                  |   |                                 |
| 39       | (54) Passenger-train cars               |                                     |                                  |   |                                 |
| 40       | (55) Highway revenue equipment          |                                     |                                  |   |                                 |
| 41       | (56) Floating equipment                 |                                     |                                  |   |                                 |
| 42       | (57) Work equipment                     |                                     |                                  |   |                                 |
| 43       | (58) Miscellaneous equipment            | 2,392                               | 400                              |   | 2,792                           |
| 44       | Total Expenditures for Equipment        | 1,400,250                           | 17,183                           |   | 1,417,433                       |
| 45       | (71) Organization expenses              | 2,827                               |                                  |   | 2,827                           |
| 46       | (76) Interest during construction       | 3,939                               |                                  |   | 3,939                           |
| 47       | (77) Other expenditures—General         |                                     |                                  |   |                                 |
| 48       | Total General Expenditures              | 6,766                               |                                  |   | 6,766                           |
| 49       | Total                                   | 1,625,740                           | 172,371                          | 7,500   | 1,790,611                       |
| 50       | (80) Other elements of investment       |                                     |                                  |   |                                 |
| 51       | (90) Construction work in progress      | 32,516                              |                                  | 32,516  |                                 |
| 52       | Grand Total                             | 1,658,256                           | 172,371                          | 38,016  | 1,790,611                       |



## 801. PROPRIETARY COMPANIES

Give particulars called for regarding each inactive proprietary corporation of the respondent (i.e., one all of whose outstanding stocks or obligations are held by or for the respondent without any accounting to the said proprietary corporation). It may also include such line when the actual title to all of the outstanding stocks or obligations rests in a corporation controlled by or controlling the respondent, but in the case of any such inclusion, the facts of the relation to the respondent of the corporation holding the securities should be fully set forth in a footnote.

| Line No. | Name of proprietary company<br>(a) | MILEAGE OWNED BY PROPRIETARY COMPANY |  |   |                             |                              | Investment in transportation property<br>(accounts Nos. 731 and 732)<br>(g) | Capital stock<br>(account No. 791)<br>(h) | Unmatured funded debt<br>(account No. 765)<br>(i) | Debt in default<br>(account No. 768)<br>(j) | Amounts payable to affiliated companies<br>(account No. 769)<br>(k) |
|----------|------------------------------------|--------------------------------------|--|---|-----------------------------|------------------------------|---|---|---|---|---|
|          |                                    | Road<br>(b)                          | Second and additional main tracks<br>(c) | Passing tracks, crossovers, and turnouts<br>(d) | Way switching tracks<br>(e) | Yard switching tracks<br>(f) |   |   |   |   |   |
| 1        | none                               |                                      |  |   |                             |                              | \$  | \$  | \$  | \$  | \$  |
| 2        |                                    |                                      |  |   |                             |                              |   |   |   |   |   |
| 3        |                                    |                                      |  |   |                             |                              |   |   |   |   |   |
| 4        |                                    |                                      |  |   |                             |                              |   |   |   |   |   |
| 5        |                                    |                                      |  |   |                             |                              |   |   |   |   |   |

## 901. AMOUNTS PAYABLE TO AFFILIATED COMPANIES

Give full particulars of the amounts payable by the respondent to affiliated companies, as defined in connection with account No. 769, "Amounts payable to affiliated companies," in the Uniform System of Accounts for Railroad Companies. If any such debt is evidenced by notes, each note should be separately shown in column (a). Entries in columns (e) and (f) should include interest accruals and interest payments on non-negotiable debt retired during the year, even though no portion of the issue remained outstanding at the close of the year. Show, also, in a footnote, particulars of interest charged to cost of property.

| Line No. | Name of creditor company<br>(a) | Rate of interest<br>(b) | Balance at beginning of year<br>(c) | Balance at close of year<br>(d) | Interest accrued during year<br>(e) | Interest paid during year<br>(f) |
|----------|---------------------------------|-------------------------|-------------------------------------|---------------------------------|-------------------------------------|----------------------------------|
| 1        | Pea Vine Corporation            | none                    | \$ 178,546                          | \$ 177,806                      | -                                   | -                                |
| 2        |                                 |                         |                                     |                                 |                                     |                                  |
| 3        |                                 |                         |                                     |                                 |                                     |                                  |
| 4        |                                 |                         |                                     |                                 |                                     |                                  |
| 5        |                                 |                         |                                     |                                 |                                     |                                  |
| 6        |                                 | Total                   | 178,546                             | 177,806                         | -                                   | -                                |

## 902. EQUIPMENT COVERED BY EQUIPMENT OBLIGATIONS

Give the particulars called for regarding the equipment obligations included in the balance outstanding in accounts Nos. 764, "Equipment obligations and other debt due within one year," and 766, "Equipment obligations," at the close of the year. In column (a) show the name by which the equipment obligation is designated and in column (b) show the classes of equipment and the number of units covered by the obligation together with other details of identification. In column (c) show current rate of interest, in column (d) show the contract price at which the equipment is acquired, and in column (e) the amount of cash price upon acceptance of the equipment.

| Line No. | Designation of equipment obligation<br>(a) | Description of equipment covered<br>(b) | Current rate of interest<br>(c) | Contract price of equipment acquired<br>(d) | Cash paid on acceptance of equipment<br>(e) | Actually outstanding at close of year<br>(f) | Interest accrued during year<br>(g) | Interest paid during year<br>(h) |
|----------|--|---|---------------------------------|---|---|--|-------------------------------------|----------------------------------|
| 1        | Chattel Mortgage "A"                       | 200 cars, 1 loco.                       | 10½%                            | \$ 600,000                                  | \$ 100,000                                  | \$ 213,992                                   | \$ 28,411                           | \$ 29,805                        |
| 2        | Chattel Mortgage "B"                       | 100 cars                                | 10½%                            | 300,000                                     | 60,000                                      | 147,690                                      | 18,552                              | 19,328                           |
| 3        | Chattel Mortgage "C"                       | 142 cars                                | 10½%                            | 461,500                                     | 92,300                                      | 298,269                                      | 36,210                              | 36,523                           |
| 4        |  |   |                                 |   |   |  |                                     |                                  |
| 5        |  |   |                                 |   |   |  |                                     |                                  |
| 6        |  |   |                                 |   |   |  |                                     |                                  |
| 7        |  |   |                                 |   |   |  |                                     |                                  |
| 8        |  |   |                                 |   |   |  |                                     |                                  |
| 9        |  |   |                                 |   |   |  |                                     |                                  |
| 10       |  |   |                                 |   |   |  |                                     |                                  |



## GENERAL INSTRUCTIONS CONCERNING RETURNS IN SCHEDULES 1001 AND 1002

1. Schedules 1001 and 1002 should give particulars of stocks, bonds, other secured obligations, unsecured notes, and investment advances of other corporations held by respondent at the close of the year specifically as investments, including obligations of the United States, of a State or local government, or of an individual, so held, in accounts Nos. 715, "Sinking funds"; 716, "Capital and other reserve funds"; 721, "Investments in affiliated companies"; 722, "Other investments"; and 717, "Insurance and other funds"; investments made, disposed of, or written down during the year; and dividends and interest credited to income. Securities of affiliated companies are reportable in schedule No. 1001. Securities of non-affiliated companies are reportable in schedule No. 1002, however, investments included in account Nos. 715, 716 and 717 held by trustees in lieu of cash deposits required under the governing instrument are to be excluded from this schedule. If any advances reported are pledged, give particulars in a footnote. For definition of affiliated companies, see the rules governing account No. 721, "Investments in affiliated companies," in the Uniform System of Accounts for Railroad Companies.

2. These investments should be subdivided to show the book value pledged, unpledged, and held in fund accounts. Under "pledged" include the book value of securities recorded in accounts Nos. 721, "Investments in affiliated companies," and 722, "Other investments," which are deposited with some pledgee or other trustee, or held subject to the lien of a chattel mortgage, or subject to any other restriction or condition which makes them unavailable for general corporate purposes. "Unpledged" should include all securities held by or for the respondent free from any lien or restriction, recorded in the accounts mentioned above. Under "In sinking, insurance, and other funds" include the book value of securities recorded in accounts Nos. 715, "Sinking funds"; 716, "Capital and other reserve funds"; and 717, "Insurance and other funds."

3. List the investments in the following order and show a total for each group and each class of investments by accounts in numerical order:

## (A) Stocks:

- (1) Carriers—active.
- (2) Carriers—inactive.
- (3) Noncarriers—active.
- (4) Noncarriers—inactive.

## (B) Bonds (including U. S. Government Bonds):

## (C) Other secured obligations:

## (D) Unsecured notes:

## (E) Investment advances:

4. The subclassification of classes (B), (C), (D), and (E) should be the same as that provided for class (A).

5. By carriers, as the term is here used, is meant companies owning or operating railroads, facilities auxiliary thereto such as bridges, ferries, union depots, and other terminal facilities, sleeping cars, parlor cars, dining cars, freight cars, stockyards, express service and facilities, electric railway highway motor vehicles, steamboats and other marine transportation equipment, pipe lines (other than those for transportation of water), and other instrumentalities devoted to the transportation of persons or property for hire. Telegraph and telephone companies are not meant to be included.

6. Noncarrier companies should, for the purposes of these schedules, include telephone companies, telegraph companies, mining companies, manufacturing companies, hotel companies, etc. Purely "holding companies" are to be classed as noncarrier companies, even though the securities held by such companies are largely or entirely those issued or assumed by carriers.

7. By an active corporation is meant one which maintains an organization for operating property or administering its financial affairs. An inactive corporation is one which has been practically absorbed in a controlling corporation, and which neither operates property nor administers its financial affairs; if it maintains an organization it does so only for the purpose of complying with legal requirements and maintaining title to property or franchises.

8. In case any adjustments in book values thereof have been made during the year, a detailed statement thereof should be given on page 38 of this form.

9. Classify the securities according to the classification given above, showing the subclass by means of letters and figures in columns (a) and (b). Indicate by means of an arbitrary mark in column (c) the obligation in support of which any security is pledged, mortgaged, or otherwise encumbered, giving names and other important particulars of such obligations in footnotes.

10. Entries in column (c) should show date of maturity of bonds and other evidences of indebtedness. Obligations of the same designation which mature serially may be reported as "Serially 19 \_\_\_\_\_ to 19 \_\_\_\_\_."

11. If the cost of any investment made during the year differs from the book value reported, explain the matter in a footnote. By "cost" is meant the consideration given minus accrued interest or dividends included therein.

12. These schedules should not include any securities issued or assumed by respondent.



**1001. INVESTMENTS IN AFFILIATED COMPANIES** (See page 15 for Instructions)

| Line No. | Account No. | Class No. | Name of issuing company and description of security held, also lien reference, if any | Extent of control | Investments at close of year               |           |
|----------|-------------|-----------|---|-------------------|--|-----------|
|          |             |           |   |                   | Book value of amount held at close of year |           |
|          |             |           |   |                   | Pledged                                    | Unpledged |
|          | (a)         | (b)       | (c)   | (d)               | (e)  | (f)       |
| 1        |             |           | none  | %                 |  |           |
| 2        |             |           |   |                   |  |           |
| 3        |             |           |   |                   |  |           |
| 4        |             |           |   |                   |  |           |
| 5        |             |           |   |                   |  |           |
| 6        |             |           |   |                   |  |           |
| 7        |             |           |   |                   |  |           |
| 8        |             |           |   |                   |  |           |
| 9        |             |           |   |                   |  |           |
| 10       |             |           |   |                   |  |           |

**1002. OTHER INVESTMENTS** (See page 15 for Instructions)

| Line No. | Account No. | Class No. | Name of issuing company or government and description of security held, also lien reference, if any | Investments at close of year               |           |
|----------|-------------|-----------|---|--|-----------|
|          |             |           |   | Book value of amount held at close of year |           |
|          |             |           |   | Pledged                                    | Unpledged |
|          | (a)         | (b)       | (c)   | (d)  | (e)       |
| 1        |             |           | none  |  |           |
| 2        |             |           |   |  |           |
| 3        |             |           |   |  |           |
| 4        |             |           |   |  |           |
| 5        |             |           |   |  |           |
| 6        |             |           |   |  |           |
| 7        |             |           |   |  |           |
| 8        |             |           |   |  |           |
| 9        |             |           |   |  |           |
| 10       |             |           |   |  |           |
| 11       |             |           |   |  |           |

**1001. INVESTMENTS IN AFFILIATED COMPANIES—Concluded**

| Investments at close of year                  |                         | Book value of investments made during year<br>(i) | Investments disposed of or written down during year |                      | Dividends or interest during year |                                  | Line No. |
|---|-------------------------|---|---|----------------------|-----------------------------------|----------------------------------|----------|
| Book value of amount held at close of year    |                         |   | Book value*<br>(j)                                  | Selling price<br>(k) | Rate<br>(l)                       | Amount credited to income<br>(m) |          |
| In sinking, insurance, and other funds<br>(g) | Total book value<br>(h) |   |   |                      |                                   |                                  |          |
| \$  | \$                      | \$  | \$  | \$                   | %                                 | \$                               | 1        |
|   |                         |   |   |                      |                                   |                                  | 2        |
|   |                         |   |   |                      |                                   |                                  | 3        |
|   |                         |   |   |                      |                                   |                                  | 4        |
|   |                         |   |   |                      |                                   |                                  | 5        |
|   |                         |   |   |                      |                                   |                                  | 6        |
|   |                         |   |   |                      |                                   |                                  | 7        |
|   |                         |   |   |                      |                                   |                                  | 8        |
|   |                         |   |   |                      |                                   |                                  | 9        |
|   |                         |   |   |                      |                                   |                                  | 10       |

**1002. OTHER INVESTMENTS—Concluded**

| Investments at close of year                  |                         | Book value of investments made during year<br>(h) | Investments disposed of or written down during year |                      | Dividends or interest during year |                                  | Line No. |
|---|-------------------------|---|---|----------------------|-----------------------------------|----------------------------------|----------|
| Book value of amount held at close of year    |                         |   | Book value*<br>(i)                                  | Selling price<br>(j) | Rate<br>(k)                       | Amount credited to income<br>(l) |          |
| In sinking, insurance, and other funds<br>(f) | Total book value<br>(g) |   |   |                      |                                   |                                  |          |
| \$  | \$                      | \$  | \$  | \$                   | %                                 | \$                               |          |
|   |                         |   |   |                      |                                   |                                  | 1        |
|   |                         |   |   |                      |                                   |                                  | 2        |
|   |                         |   |   |                      |                                   |                                  | 3        |
|   |                         |   |   |                      |                                   |                                  | 4        |
|   |                         |   |   |                      |                                   |                                  | 5        |
|   |                         |   |   |                      |                                   |                                  | 6        |
|   |                         |   |   |                      |                                   |                                  | 7        |
|   |                         |   |   |                      |                                   |                                  | 8        |
|   |                         |   |   |                      |                                   |                                  | 9        |
|   |                         |   |   |                      |                                   |                                  | 10       |
|   |                         |   |   |                      |                                   |                                  | 11       |

\*Identify all entries in this column which represent a reduction in the book value of securities by symbol and give full explanation in a footnote in each case



## 1003. INVESTMENTS IN COMMON STOCKS OF AFFILIATED COMPANIES

## Undistributed Earnings From Certain Investments in Affiliated Companies

1. Report below the details of all investments in common stocks included in Account 721, Investments in Affiliated Companies, which qualify for the equity method under instruction 6-2, in the Uniform System of Accounts for Railroad Companies.

2. Enter in column (c) the amount necessary to retroactively adjust those investments qualifying for the equity method of accounting in accordance with instruction 6-2 (b)(11) of the Uniform System of Accounts for Railroad Companies.

3. Enter in column (d) the share of undistributed earnings (i.e., less dividends) or losses.

4. Enter in column (e) the amortization for the year of the excess of cost over equity in net assets (equity over cost) at date of acquisition. See instruction 6-2 (b)(4).

5. The total of column (g) must agree with column (b), line 21, schedule 200.

6. For definitions of "carrier" and "noncarrier," see general instructions 5 and 6 on page 15.

| Line No. | Name of issuing company and description of security held<br>(a) | Balance at beginning of year<br>(b) | Adjustment for investments qualifying for equity method<br>(c) | Equity in undistributed earnings (losses) during year<br>(d) | Amortization during year<br>(e) | Adjustment for investments disposed of or written down during year<br>(f) | Balance at close of year<br>(g) |
|----------|---|-------------------------------------|--|--|---------------------------------|---|---------------------------------|
|          | Carriers: (List specifics for each company)                     | \$                                  | \$   | \$   | \$                              | \$  | \$                              |
| 1        |   |                                     |  |  |                                 |   |                                 |
| 2        |   |                                     |  |  |                                 |   |                                 |
| 3        |   |                                     |  |  |                                 |   |                                 |
| 4        |   |                                     |  |  |                                 |   |                                 |
| 5        |   |                                     |  |  |                                 |   |                                 |
| 6        |   |                                     |  |  |                                 |   |                                 |
| 7        |   |                                     |  |  |                                 |   |                                 |
| 8        |   |                                     |  |  |                                 |   |                                 |
| 9        |   |                                     |  |  |                                 |   |                                 |
| 10       |   |                                     |  |  |                                 |   |                                 |
| 11       |   |                                     |  |  |                                 |   |                                 |
| 12       |   |                                     |  |  |                                 |   |                                 |
| 13       |   |                                     |  |  |                                 |   |                                 |
| 14       |   |                                     |  |  |                                 |   |                                 |
| 15       |   |                                     |  |  |                                 |   |                                 |
| 16       |   |                                     |  |  |                                 |   |                                 |
| 17       |   |                                     |  |  |                                 |   |                                 |
| 18       | Total   |                                     |  |  |                                 |   |                                 |
| 19       | Noncarriers: (Show totals only for each column)                 |                                     |  |  |                                 |   |                                 |
| 20       | Total (lines 18 and 19)   | none                                |  |  |                                 |   | none                            |



NOTES AND REMARKS

none



# 1291. SECURITIES, ADVANCES, AND OTHER INTANGIBLES OWNED OR CONTROLLED THROUGH NONREPORTING CARRIER AND NONCARRIER SUBSIDIARIES

1. Give particulars of investments represented by securities and advances (including securities issued or assumed by respondent), and of other intangible property, indirectly owned or controlled by respondent through any subsidiary which does not report to the Commission under the provisions of Part 1 of the Interstate Commerce Act, without regard to any question of whether the company issuing the securities, or the obligor, is controlled by the subsidiary.

2. This schedule should include all securities, open account advances, and other intangible property owned or controlled by nonreporting companies shown in schedule 1001, as well as those owned or controlled by any other organization or individual whose action respondent is enabled to determine.

3. Investments in U. S. Treasury obligations may be combined in a single item.

| Line No. | Class No. | Name of issuing company and security or other intangible thing in which investment is made (list on same line in second section and in same order as in first section) | Total book value of investments at close of the year | Book value of investments made during the year | Investments disposed of or written down during year |                   |
|----------|-----------|--|--|--|---|-------------------|
|          |           |  |  |  | Book value (e)                                      | Selling price (f) |
| (a)      | (b)       | (c)  | (d)  | (e)  | (f)   |                   |
| 1        |           | none   | \$   | \$   | \$  | \$                |
| 2        |           |  |  |  |   |                   |
| 3        |           |  |  |  |   |                   |
| 4        |           |  |  |  |   |                   |
| 5        |           |  |  |  |   |                   |
| 6        |           |  |  |  |   |                   |
| 7        |           |  |  |  |   |                   |
| 8        |           |  |  |  |   |                   |
| 9        |           |  |  |  |   |                   |
| 10       |           |  |  |  |   |                   |
| 11       |           |  |  |  |   |                   |
| 12       |           |  |  |  |   |                   |
| 13       |           |  |  |  |   |                   |
| 14       |           |  |  |  |   |                   |
| 15       |           |  |  |  |   |                   |
| 16       |           |  |  |  |   |                   |
| 17       |           |  |  |  |   |                   |
| 18       |           |  |  |  |   |                   |
| 19       |           |  |  |  |   |                   |
| 20       |           |  |  |  |   |                   |
| 21       |           |  |  |  |   |                   |
| 22       |           |  |  |  |   |                   |
| 23       |           |  |  |  |   |                   |
| 24       |           |  |  |  |   |                   |

| Line No. | Names of subsidiaries in connection with things owned or controlled through them |
|----------|--|
| (g)      |  |
| 1        |  |
| 2        |  |
| 3        |  |
| 4        |  |
| 5        |  |
| 6        |  |
| 7        |  |
| 8        |  |
| 9        |  |
| 10       |  |
| 11       |  |
| 12       |  |
| 13       |  |
| 14       |  |
| 15       |  |
| 16       |  |
| 17       |  |
| 18       |  |
| 19       |  |
| 20       |  |
| 21       |  |

## 1302. DEPRECIATION BASE AND RATES—ROAD AND EQUIPMENT OWNED AND USED AND LEASED FROM OTHERS

1. Show in columns (b) and (c), for each primary account, the depreciation base used in computing the depreciation charges for the month of January and in columns (d) and (f) show the depreciation base used in computing the depreciation charges for the month of December; in columns (e) and (g) show the composite rates used in computing the depreciation charges for the month of December, and on lines 29 and 37 of these columns show the composite percentage for all road and equipment accounts, respectively, ascertained by applying the primary account composite rates to the depreciation base used in computing the charges for December and dividing the total so computed by the total depreciation base for the same month. The depreciation base should not include the cost of equipment, used but not owned, when the rents therefor are included in the rent for equipment accounts Nos. 536 to 540, inclusive. It should include the cost of equipment owned and leased to others when the rents therefrom are included in the rent for equipment accounts Nos. 503 to 507, inclusive. The composite rates used should be those prescribed or otherwise authorized by the Commission, except that where the use of component rates has been authorized, the composite rates to be shown for the respective

primary accounts should be recomputed from the December charges developed by the use of the authorized rates. If any changes in rates were effective during the year, give full particulars in a footnote.

2. All leased properties may be combined and one composite rate computed for each primary account, or a separate schedule may be included for each such property.

3. Show in columns (e), (f), and (g), data applicable to property, used but not owned, when the rent therefor is included in account No. 542. ~~Report does not apply to improvements on SA property, the cost of which is included in account 333 in columns (b), (c), and (d).~~

4. If the depreciation base for accounts 1, 2 1/2, 3, 5, and 39 includes nondepreciable property, a statement to that effect should be made in a footnote.

5. If depreciation accruals have been discontinued for any account, the depreciation base should be reported nevertheless in support of depreciation reserves. Authority for the discontinuance of accruals should be shown in a footnote indicating the account(s) affected.

| Line No. | Account<br>(a)                             | Owned and used           |                      |                                     | Leased from others       |                      |                                     |
|----------|--|--------------------------|----------------------|-------------------------------------|--------------------------|----------------------|-------------------------------------|
|          |  | Depreciation base        |                      | Annual composite rate (percent) (d) | Depreciation base        |                      | Annual composite rate (percent) (g) |
|          |  | At beginning of year (b) | At close of year (c) |                                     | At beginning of year (e) | At close of year (f) |                                     |
|          |  | \$                       | \$                   | %                                   | \$                       | \$                   | %                                   |
|          | <b>ROAD</b>                                |                          |                      |                                     |                          |                      |                                     |
| 1        | (1) Engineering                            |                          |                      |                                     |                          |                      |                                     |
| 2        | (2 1/2) Other right-of-way expenditures    |                          |                      |                                     |                          |                      |                                     |
| 3        | (3) Grading                                |                          |                      |                                     |                          |                      |                                     |
| 4        | (5) Tunnels and subways                    |                          |                      |                                     |                          |                      |                                     |
| 5        | (6) Bridges, trestles, and culverts        | 10,881                   | 10,881               | 1 39                                |                          |                      |                                     |
| 6        | (7) Elevated structures                    |                          |                      |                                     |                          |                      |                                     |
| 7        | (13) Fences, snowsheds, and signs          | 450                      | 450                  | 00                                  |                          |                      |                                     |
| 8        | (16) Station and office buildings          | 8,059                    | 140,399              | 4 00                                |                          |                      |                                     |
| 9        | (17) Roadway buildings                     | 733                      | 733                  | 2 00                                |                          |                      |                                     |
| 10       | (18) Water stations                        |                          |                      |                                     |                          |                      |                                     |
| 11       | (19) Fuel stations                         |                          |                      |                                     |                          |                      |                                     |
| 12       | (20) Shops and enginehouses                | 6,189                    | 6,189                | 1 75                                |                          |                      |                                     |
| 13       | (21) Grain elevators                       |                          |                      |                                     |                          |                      |                                     |
| 14       | (22) Storage warehouses                    |                          |                      |                                     |                          |                      |                                     |
| 15       | (23) Wharves and docks                     |                          |                      |                                     |                          |                      |                                     |
| 16       | (24) Coal and ore wharves                  |                          |                      |                                     |                          |                      |                                     |
| 17       | (25) TOFC/COFC terminals                   |                          |                      |                                     |                          |                      |                                     |
| 18       | (26) Communication systems                 | 4,714                    | 4,714                | 6 67                                |                          |                      |                                     |
| 19       | (27) Signals and interlockers              |                          |                      |                                     |                          |                      |                                     |
| 20       | (29) Power plants                          |                          |                      |                                     |                          |                      |                                     |
| 21       | (31) Power-transmission systems            |                          |                      |                                     |                          |                      |                                     |
| 22       | (35) Miscellaneous structures              |                          |                      |                                     |                          |                      |                                     |
| 23       | (37) Roadway machines                      | 10,302                   | 19,253               | 10 00                               |                          |                      |                                     |
| 24       | (39) Public improvements—Construction      | 694                      | 694                  | 2 00                                |                          |                      |                                     |
| 25       | (44) Shop machinery                        | 3,619                    | 3,619                | 6 67                                |                          |                      |                                     |
| 26       | (45) Power-plant machinery                 |                          |                      |                                     |                          |                      |                                     |
| 27       | All other road accounts                    |                          |                      |                                     |                          |                      |                                     |
| 28       | Amortization (other than defense projects) |                          |                      |                                     |                          |                      |                                     |
| 29       | Total road                                 | 45,641                   | 186,932              |                                     |                          |                      |                                     |
|          | <b>EQUIPMENT</b>                           |                          |                      |                                     |                          |                      |                                     |
| 30       | (52) Locomotives                           | 84,607                   | 84,607               | 3 88                                |                          |                      |                                     |
| 31       | (53) Freight-train cars                    | 1,259,545                | 1,320,111            | 4 35                                |                          |                      |                                     |
| 32       | (54) Passenger-train cars                  |                          |                      |                                     |                          |                      |                                     |
| 33       | (55) Highway revenue equipment             |                          |                      |                                     |                          |                      |                                     |
| 34       | (56) Floating equipment                    |                          |                      |                                     |                          |                      |                                     |
| 35       | (57) Work equipment                        |                          |                      |                                     |                          |                      |                                     |
| 36       | (58) Miscellaneous equipment               | 2,392                    | 2,792                | 20 00                               |                          |                      |                                     |
| 37       | Total equipment                            | 1,346,544                | 1,407,510            |                                     |                          |                      |                                     |
| 38       | Grand Total                                | 1,392,185                | 1,594,442            |                                     |                          |                      |                                     |



## 1303. DEPRECIATION BASE AND RATES—ROAD AND EQUIPMENT LEASED TO OTHERS

1. This schedule is to be used in cases where the related depreciation reserve is carried in the accounts of the respondent, and the rent therefrom is included in account No. 509.

2. Show in columns (b) and (c), for each primary account, the depreciation base used in computing the depreciation for the months of January and December, respectively, with respect to road and equipment owned by the respondent but leased to others, the depreciation charges for which are not includable in operating expenses of the respondent, but for which the depreciation reserve is recorded in the accounts of the respondent. If the base for road is other than the original cost or estimated original cost as found by the Commission's Bureau of Accounts, brought to a current date by the respondent from its Order No. 3 records and accounts, or is other than ledger value for equipment, a full explanation should be given.

3. In column (d) show the composite rates used in computing the depreciation for the month of December and on lines 28 and 36 of this column show the composite percentage for all road and equipment accounts, respectively, ascertained by applying the primary accounts composite rates to the depreciation base used in computing the depreciation for December and dividing the total so computed by the depreciation base.

4. If the depreciation base for accounts 1, 2 1/2, 3, 5, and 39 includes nondepreciable property, a statement to that effect should be made in a footnote.

5. If depreciation accruals have been discontinued for any account, the depreciation base should be reported nevertheless in support of depreciation reserves. Authority for the discontinuance of accruals should be shown in a footnote indicating the account(s) affected.

| Line No. | Account<br>(a)                          | Depreciation base        |                      | Annual composite rate<br>(percent)<br>(d) |
|----------|---|--------------------------|----------------------|---|
|          |   | Beginning of year<br>(b) | Close of year<br>(c) |   |
|          |   | \$                       | \$                   | %   |
|          | <b>ROAD</b>                             |                          |                      |   |
| 1        | (1) Engineering                         |                          |                      |   |
| 2        | (2 1/2) Other right-of-way expenditures |                          |                      |   |
| 3        | (3) Grading                             |                          |                      |   |
| 4        | (5) Tunnels and subways                 |                          |                      |   |
| 5        | (6) Bridges, trestles, and culverts     |                          |                      |   |
| 6        | (7) Elevated structures                 |                          |                      |   |
| 7        | (13) Fences, snowsheds, and signs       |                          |                      |   |
| 8        | (16) Station and office buildings       |                          |                      |   |
| 9        | (17) Roadway buildings                  |                          |                      |   |
| 10       | (18) Water stations                     |                          |                      |   |
| 11       | (19) Fuel stations                      |                          |                      |   |
| 12       | (20) Shops and enginehouses             |                          |                      |   |
| 13       | (21) Grain elevators                    |                          |                      |   |
| 14       | (22) Storage warehouses                 |                          |                      |   |
| 15       | (23) Wharves and docks                  |                          |                      |   |
| 16       | (24) Coal and ore wharves               |                          |                      |   |
| 17       | (25) TOFC/COFC terminals                |                          |                      |   |
| 18       | (26) Communication systems              |                          |                      |   |
| 19       | (27) Signals and interlockers           |                          |                      |   |
| 20       | (29) Power plants                       |                          |                      |   |
| 21       | (31) Power-transmission systems         |                          |                      |   |
| 22       | (35) Miscellaneous structures           |                          |                      |   |
| 23       | (37) Roadway machines                   |                          |                      |   |
| 24       | (39) Public improvements—Construction   |                          |                      |   |
| 25       | (44) Shop machinery                     |                          |                      |   |
| 26       | (45) Power-plant machinery              |                          |                      |   |
| 27       | All other road accounts                 |                          |                      |   |
| 28       | Total road                              |                          |                      |   |
|          | <b>EQUIPMENT</b>                        |                          |                      |   |
| 29       | (52) Locomotives                        |                          |                      |   |
| 30       | (53) Freight-train cars                 |                          |                      |   |
| 31       | (54) Passenger-train cars               |                          |                      |   |
| 32       | (55) Highway revenue equipment          |                          |                      |   |
| 33       | (56) Floating equipment                 |                          |                      |   |
| 34       | (57) Work equipment                     |                          |                      |   |
| 35       | (58) Miscellaneous equipment            |                          |                      |   |
| 36       | Total equipment                         |                          |                      |   |
| 37       | Grand total                             | none                     | none                 |   |

**1501. DEPRECIATION RESERVE—ROAD AND EQUIPMENT OWNED AND USED**

1. Give the particulars called for hereunder with respect to credits and debits to account No. 735, "Accrued depreciation—Road and Equipment," during the year relating to road and equipment owned and used. This schedule should not include any entries for depreciation of equipment, used but not owned, when the rents therefor are included in the rent for equipment accounts Nos. 536 to 540, inclusive. It should include entries for depreciation of equipment owned but not used when the rents therefrom are included in the rent for equipment accounts Nos. 503 to 507, inclusive. (See schedule 1502 for the reserve relating to road and equipment

owned but not used by the respondent.) If any entries are made for "Other credits" or "Other debits," state the facts occasioning such entries. A debit balance in column (b) or (g) for any primary account should be shown in red or designated "Dr."

2. If there is any inconsistency between the credits to the reserve as shown in column (c) and in charges to operating expenses, a full explanation should be given.

3. All credits or debits to the reserve representing amortization other than for defense projects, if a general amortization program has been authorized, should be entered on line 28.

| Line No. | Account<br>(a)                             | Balance at beginning of year<br>(b) | Credits to reserve during the year   |                      | Debits to reserve during the year |                     | Balance at close of year<br>(g) |
|----------|--|-------------------------------------|--------------------------------------|----------------------|-----------------------------------|---------------------|---------------------------------|
|          |  |                                     | Charges to operating expenses<br>(c) | Other credits<br>(d) | Retirements<br>(e)                | Other debits<br>(f) |                                 |
|          |  | \$                                  | \$                                   | \$                   | \$                                | \$                  | \$                              |
|          | <b>ROAD</b>                                |                                     |                                      |                      |                                   |                     |                                 |
| 1        | (1) Engineering                            |                                     |                                      |                      |                                   |                     |                                 |
| 2        | (2 1/2) Other right-of-way expenditures    |                                     |                                      |                      |                                   |                     |                                 |
| 3        | (3) Grading                                |                                     |                                      |                      |                                   |                     |                                 |
| 4        | (5) Tunnels and subways                    | 8,446                               | 151                                  |                      |                                   |                     | 8,597                           |
| 5        | (6) Bridges, trestles, and culverts        |                                     |                                      |                      |                                   |                     |                                 |
| 6        | (7) Elevated structures                    | 450                                 |                                      |                      |                                   |                     | 450                             |
| 7        | (13) Fences, snowsheds, and signs          | 8,345                               | 5,068                                |                      | 7,000                             |                     | 6,413                           |
| 8        | (16) Station and office buildings          | 410                                 | 15                                   |                      |                                   |                     | 425                             |
| 9        | (17) Roadway building                      |                                     |                                      |                      |                                   |                     |                                 |
| 10       | (18) Water stations                        | 10                                  |                                      |                      |                                   |                     | 10                              |
| 11       | (19) Fuel stations                         | 4,499                               | 108                                  |                      |                                   |                     | 4,607                           |
| 12       | (20) Shops and enginehouses                |                                     |                                      |                      |                                   |                     |                                 |
| 13       | (21) Grain elevators                       |                                     |                                      |                      |                                   |                     |                                 |
| 14       | (22) Storage warehouses                    |                                     |                                      |                      |                                   |                     |                                 |
| 15       | (23) Wharves and docks                     |                                     |                                      |                      |                                   |                     |                                 |
| 16       | (24) Coal and ore wharves                  |                                     |                                      |                      |                                   |                     |                                 |
| 17       | (25) TOFC/COFC terminals                   | 76                                  | 314                                  |                      |                                   |                     | 390                             |
| 18       | (26) Communication systems                 |                                     |                                      |                      |                                   |                     |                                 |
| 19       | (27) Signals and interlockers              |                                     |                                      |                      |                                   |                     |                                 |
| 20       | (29) Power plants                          |                                     |                                      |                      |                                   |                     |                                 |
| 21       | (31) Power-transmission systems            |                                     |                                      |                      |                                   |                     |                                 |
| 22       | (35) Miscellaneous structures              | 1,700                               | 963                                  |                      |                                   |                     | 2,663                           |
| 23       | (37) Roadway machines                      | 439                                 | 14                                   |                      |                                   |                     | 453                             |
| 24       | (39) Public improvements—Construction      | 482                                 | 241                                  |                      |                                   |                     | 723                             |
| 25       | (44) Shop machinery*                       |                                     |                                      |                      |                                   |                     |                                 |
| 26       | (45) Power-plant machinery*                |                                     |                                      |                      |                                   |                     |                                 |
| 27       | All other road accounts                    |                                     |                                      |                      |                                   |                     |                                 |
| 28       | Amortization (other than defense projects) | 24,857                              | 6,874                                |                      | 7,000                             |                     | 24,731                          |
| 29       | Total road                                 | 66,896                              | 3,283                                |                      |                                   |                     | 70,179                          |
|          | <b>EQUIPMENT</b>                           |                                     |                                      |                      |                                   |                     |                                 |
| 30       | (52) Locomotives                           | 92,804                              | 57,064                               |                      |                                   |                     | 149,868                         |
| 31       | (53) Freight-train cars                    |                                     |                                      |                      |                                   |                     |                                 |
| 32       | (54) Passenger-train cars                  |                                     |                                      |                      |                                   |                     |                                 |
| 33       | (55) Highway revenue equipment             |                                     |                                      |                      |                                   |                     |                                 |
| 34       | (56) Floating equipment                    |                                     |                                      |                      |                                   |                     |                                 |
| 35       | (57) Work equipment                        | 995                                 | 518                                  |                      |                                   |                     | 1,513                           |
| 36       | (58) Miscellaneous equipment               | 160,695                             | 60,865                               |                      |                                   |                     | 221,560                         |
| 37       | Total equipment                            | 185,552                             | 67,739                               |                      | 7,000                             |                     | 255,291                         |
| 38       | Grand total                                |                                     |                                      |                      |                                   |                     |                                 |

\*Chargeable to account 1223.



**1502. DEPRECIATION RESERVE—ROAD AND EQUIPMENT LEASED TO OTHERS**

1. This schedule is to be used in cases where the depreciation reserve is carried in the accounts of the respondent, and the rent therefrom is included in account No. 509.

2. Give the particulars called for hereunder with respect to credits and debits to account No. 735, "Accrued depreciation—Road and Equipment," during the year relating to road and equipment leased to others, the depreciation charges for which are not includable in operating ex-

penses of the respondent. (See schedule 730 for the reserve relating to road and equipment owned and used by the respondent.)

3. If any entries are made for "Other credits" and "Other debits," state the facts occasioning such entries. A debit balance in columns (b) or (g) for any primary account should be shown in red or designated "Dr."

| Line No. | Account<br>(a)                          | Balance at beginning of year<br>(b) | Credits to reserve during the year |                      | Debits to reserve during the year |                     | Balance at close of year<br>(g) |
|----------|---|-------------------------------------|------------------------------------|----------------------|-----------------------------------|---------------------|---------------------------------|
|          |   |                                     | Charges to others<br>(c)           | Other credits<br>(d) | Retirements<br>(e)                | Other debits<br>(f) |                                 |
|          | <b>ROAD</b>                             | \$                                  | \$                                 | \$                   | \$                                | \$                  | \$                              |
| 1        | (1) Engineering                         |                                     |                                    |                      |                                   |                     |                                 |
| 2        | (2 1/2) Other right-of-way expenditures |                                     |                                    |                      |                                   |                     |                                 |
| 3        | (3) Grading                             |                                     |                                    |                      |                                   |                     |                                 |
| 4        | (5) Tunnels and subways                 |                                     |                                    |                      |                                   |                     |                                 |
| 5        | (6) Bridges, trestles, and culverts     |                                     |                                    |                      |                                   |                     |                                 |
| 6        | (7) Elevated structures                 |                                     |                                    |                      |                                   |                     |                                 |
| 7        | (13) Fences, snowsheds, and signs       |                                     |                                    |                      |                                   |                     |                                 |
| 8        | (16) Station and office buildings       |                                     |                                    |                      |                                   |                     |                                 |
| 9        | (17) Roadway buildings                  |                                     |                                    |                      |                                   |                     |                                 |
| 10       | (18) Water stations                     |                                     |                                    |                      |                                   |                     |                                 |
| 11       | (19) Fuel stations                      |                                     |                                    |                      |                                   |                     |                                 |
| 12       | (20) Shops and enginehouses             |                                     |                                    |                      |                                   |                     |                                 |
| 13       | (21) Grain elevators                    |                                     |                                    |                      |                                   |                     |                                 |
| 14       | (22) Storage warehouses                 |                                     |                                    |                      |                                   |                     |                                 |
| 15       | (23) Wharves and docks                  |                                     |                                    |                      |                                   |                     |                                 |
| 16       | (24) Coal and ore wharves               |                                     |                                    |                      |                                   |                     |                                 |
| 17       | (25) TOFC/COFC terminals                |                                     |                                    |                      |                                   |                     |                                 |
| 18       | (26) Communication systems              |                                     |                                    |                      |                                   |                     |                                 |
| 19       | (27) Signals and interlockers           |                                     |                                    |                      |                                   |                     |                                 |
| 20       | (29) Power plants                       |                                     |                                    |                      |                                   |                     |                                 |
| 21       | (31) Power-transmission systems         |                                     |                                    |                      |                                   |                     |                                 |
| 22       | (35) Miscellaneous structures           |                                     |                                    |                      |                                   |                     |                                 |
| 23       | (37) Roadway machines                   |                                     |                                    |                      |                                   |                     |                                 |
| 24       | (39) Public improvements—Construction   |                                     |                                    |                      |                                   |                     |                                 |
| 25       | (44) Shop machinery                     |                                     |                                    |                      |                                   |                     |                                 |
| 26       | (45) Power-plant machinery              |                                     |                                    |                      |                                   |                     |                                 |
| 27       | All other road accounts                 |                                     |                                    |                      |                                   |                     |                                 |
| 28       | Total road                              |                                     |                                    |                      |                                   |                     |                                 |
|          | <b>EQUIPMENT</b>                        |                                     |                                    |                      |                                   |                     |                                 |
| 29       | (52) Locomotives                        |                                     |                                    |                      |                                   |                     |                                 |
| 30       | (53) Freight-train cars                 |                                     |                                    |                      |                                   |                     |                                 |
| 31       | (54) Passenger-train cars               |                                     |                                    |                      |                                   |                     |                                 |
| 32       | (55) Highway revenue equipment          |                                     |                                    |                      |                                   |                     |                                 |
| 33       | (56) Floating equipment                 |                                     |                                    |                      |                                   |                     |                                 |
| 34       | (57) Work equipment                     |                                     |                                    |                      |                                   |                     |                                 |
| 35       | (58) Miscellaneous equipment            |                                     |                                    |                      |                                   |                     |                                 |
| 36       | Total equipment                         |                                     |                                    |                      |                                   |                     |                                 |
| 37       | Grand total                             | none                                |                                    |                      |                                   |                     | none                            |

**1503. DEPRECIATION RESERVE—ROAD AND EQUIPMENT LEASED FROM OTHERS**

1. Give full particulars called for hereunder with respect to credits and debits to account No. 785, "Accrued depreciation—Leased property," during the year relating to road and equipment leased from others, the depreciation charges for which are includable in operating expenses of the respondent.

2. Show in column (c) amounts which were charged to operating expenses, and in column (f) show payments made to the lessor in settlement thereof. A full explanation should be given to all entries in columns (d) and (f).

3. Any inconsistency between the credits to the reserve as shown in column (c) and the charges to operating expenses should be fully explained.

4. Show in column (e) the debits to the reserve arising from retirements.

5. If settlement for depreciation is made currently between lessee and lessor, and no debits or credits to account No. 785 are made by the accounting company, show in column (c) the charges to operating expenses and in column (f) show payments made to the lessor in settlement thereof.

| Line No. | Account<br>(a)                          | Balance at beginning of year<br>(b) | Credits to Reserve During The Year   |                      | Debits to Reserve During The Year |                     | Balance at close of year<br>(g) |
|----------|---|-------------------------------------|--------------------------------------|----------------------|-----------------------------------|---------------------|---------------------------------|
|          |   |                                     | Charges to operating expenses<br>(c) | Other credits<br>(d) | Retirements<br>(e)                | Other debits<br>(f) |                                 |
|          | <b>ROAD</b>                             | \$                                  | \$                                   | \$                   | \$                                | \$                  | \$                              |
| 1        | (1) Engineering                         |                                     |                                      |                      |                                   |                     |                                 |
| 2        | (2 1/2) Other right-of-way expenditures |                                     |                                      |                      |                                   |                     |                                 |
| 3        | (3) Grading                             |                                     |                                      |                      |                                   |                     |                                 |
| 4        | (5) Tunnels and subways                 |                                     |                                      |                      |                                   |                     |                                 |
| 5        | (6) Bridges, trestles, and culverts     |                                     |                                      |                      |                                   |                     |                                 |
| 6        | (7) Elevated structures                 |                                     |                                      |                      |                                   |                     |                                 |
| 7        | (13) Fences, snowsheds, and signs       |                                     |                                      |                      |                                   |                     |                                 |
| 8        | (16) Station and office buildings       |                                     |                                      |                      |                                   |                     |                                 |
| 9        | (17) Roadway buildings                  |                                     |                                      |                      |                                   |                     |                                 |
| 10       | (18) Water stations                     |                                     |                                      |                      |                                   |                     |                                 |
| 11       | (19) Fuel stations                      |                                     |                                      |                      |                                   |                     |                                 |
| 12       | (20) Shops and enginehouses             |                                     |                                      |                      |                                   |                     |                                 |
| 13       | (21) Grain elevators                    |                                     |                                      |                      |                                   |                     |                                 |
| 14       | (22) Storage warehouses                 |                                     |                                      |                      |                                   |                     |                                 |
| 15       | (23) Wharves and docks                  |                                     |                                      |                      |                                   |                     |                                 |
| 16       | (24) Coal and ore wharves               |                                     |                                      |                      |                                   |                     |                                 |
| 17       | (25) TOFC/COFC terminals                |                                     |                                      |                      |                                   |                     |                                 |
| 18       | (26) Communication systems              |                                     |                                      |                      |                                   |                     |                                 |
| 19       | (27) Signals and interlocks             |                                     |                                      |                      |                                   |                     |                                 |
| 20       | (29) Power plants                       |                                     |                                      |                      |                                   |                     |                                 |
| 21       | (31) Power-transmission systems         |                                     |                                      |                      |                                   |                     |                                 |
| 22       | (35) Miscellaneous structures           |                                     |                                      |                      |                                   |                     |                                 |
| 23       | (37) Roadway machines                   |                                     |                                      |                      |                                   |                     |                                 |
| 24       | (39) Public improvements—Construction   |                                     |                                      |                      |                                   |                     |                                 |
| 25       | (44) Shop machinery*                    |                                     |                                      |                      |                                   |                     |                                 |
| 26       | (45) Power-plant machinery*             |                                     |                                      |                      |                                   |                     |                                 |
| 27       | All other road accounts                 |                                     |                                      |                      |                                   |                     |                                 |
| 28       | Total road                              |                                     |                                      |                      |                                   |                     |                                 |
|          | <b>EQUIPMENT</b>                        |                                     |                                      |                      |                                   |                     |                                 |
| 29       | (52) Locomotives                        |                                     |                                      |                      |                                   |                     |                                 |
| 30       | (53) Freight-train cars                 |                                     |                                      |                      |                                   |                     |                                 |
| 31       | (54) Passenger-train cars               |                                     |                                      |                      |                                   |                     |                                 |
| 32       | (55) Highway revenue equipment          |                                     |                                      |                      |                                   |                     |                                 |
| 33       | (56) Floating equipment                 |                                     |                                      |                      |                                   |                     |                                 |
| 34       | (57) Work equipment                     |                                     |                                      |                      |                                   |                     |                                 |
| 35       | (58) Miscellaneous equipment            |                                     |                                      |                      |                                   |                     |                                 |
| 36       | Total Equipment                         |                                     |                                      |                      |                                   |                     |                                 |
| 37       | Grand Total                             | none                                |                                      |                      |                                   |                     | none                            |

\*Chargeable to account 2223.



# 1605. AMORTIZATION OF DEFENSE PROJECTS—ROAD AND EQUIPMENT OWNED AND LEASED FROM OTHERS

1. Show in columns (b) to (e) the amount of base of road and equipment property for which amortization reserve is provided in account No. 736, "Amortization of defense projects—Road and Equipment" of the respondent. If the Amortization base is other than the ledger value stated in the investment account, a full explanation should be given.

2. Show in columns (f) to (i) the balance at the close of the year and all credits and debits during the year in reserve account No. 736, "Amortization of defense projects—Road and Equipment."

3. The information requested for "Road" by columns (b) through (i) may be shown by projects amounting to \$100,000 or more, or by single entries as "Total road" in line 21. If reported by projects, each project should be briefly described, stating kind,

location, and authorization date and number. Projects amounting to less than \$100,000 should be combined in a single entry designated "Minor items, each less than \$100,000."

4. Any amounts included in columns (b) and (f), and in column (h) affecting operating expenses, should be fully explained.

| Line No. | Description of property or account<br>(a) | BASE                      |                            |                    |                                 | RESERVE                    |                           |                    |                                 |
|----------|---|---------------------------|----------------------------|--------------------|---------------------------------|----------------------------|---------------------------|--------------------|---------------------------------|
|          |   | Debits during year<br>(b) | Credits during year<br>(c) | Adjustments<br>(d) | Balance at close of year<br>(e) | Credits during year<br>(f) | Debits during year<br>(g) | Adjustments<br>(h) | Balance at close of year<br>(i) |
| 1        | ROAD: none                                | \$                        | \$                         | \$                 | \$                              | \$                         | \$                        | \$                 | \$                              |
| 2        |   |                           |                            |                    |                                 |                            |                           |                    |                                 |
| 3        |   |                           |                            |                    |                                 |                            |                           |                    |                                 |
| 4        |   |                           |                            |                    |                                 |                            |                           |                    |                                 |
| 5        |   |                           |                            |                    |                                 |                            |                           |                    |                                 |
| 6        |   |                           |                            |                    |                                 |                            |                           |                    |                                 |
| 7        |   |                           |                            |                    |                                 |                            |                           |                    |                                 |
| 8        |   |                           |                            |                    |                                 |                            |                           |                    |                                 |
| 9        |   |                           |                            |                    |                                 |                            |                           |                    |                                 |
| 10       |   |                           |                            |                    |                                 |                            |                           |                    |                                 |
| 11       |   |                           |                            |                    |                                 |                            |                           |                    |                                 |
| 12       |   |                           |                            |                    |                                 |                            |                           |                    |                                 |
| 13       |   |                           |                            |                    |                                 |                            |                           |                    |                                 |
| 14       |   |                           |                            |                    |                                 |                            |                           |                    |                                 |
| 15       |   |                           |                            |                    |                                 |                            |                           |                    |                                 |
| 16       |   |                           |                            |                    |                                 |                            |                           |                    |                                 |
| 17       |   |                           |                            |                    |                                 |                            |                           |                    |                                 |
| 18       |   |                           |                            |                    |                                 |                            |                           |                    |                                 |
| 19       |   |                           |                            |                    |                                 |                            |                           |                    |                                 |
| 20       |   |                           |                            |                    |                                 |                            |                           |                    |                                 |
| 21       | Total Road                                |                           |                            |                    |                                 |                            |                           |                    |                                 |
| 22       | EQUIPMENT: none                           |                           |                            |                    |                                 |                            |                           |                    |                                 |
| 23       | (52) Locomotives                          |                           |                            |                    |                                 |                            |                           |                    |                                 |
| 24       | (53) Freight-train cars                   |                           |                            |                    |                                 |                            |                           |                    |                                 |
| 25       | (54) Passenger-train cars                 |                           |                            |                    |                                 |                            |                           |                    |                                 |
| 26       | (55) Highway revenue equipment            |                           |                            |                    |                                 |                            |                           |                    |                                 |
| 27       | (56) Floating equipment                   |                           |                            |                    |                                 |                            |                           |                    |                                 |
| 28       | (57) Work equipment                       |                           |                            |                    |                                 |                            |                           |                    |                                 |
| 29       | (58) Miscellaneous equipment              |                           |                            |                    |                                 |                            |                           |                    |                                 |
| 30       | Total equipment                           |                           |                            |                    |                                 |                            |                           |                    |                                 |
| 31       | Grand Total                               |                           |                            |                    |                                 |                            |                           |                    |                                 |



## 1607. DEPRECIATION RESERVE—MISCELLANEOUS PHYSICAL PROPERTY

Give particulars of the credits and debits during the year to account No. 738, "Accrued depreciation—Miscellaneous physical property," for each item or group of property for which depreciation was accrued; also the balances at the beginning of the year and at the close of the year in the reserve for each such item or group of property.

Show in column (f) the percentage of composite rate used by the respondent for computing the amount of depreciation credited to the account.

Each item amounting to \$50,000 or more should be stated; items less than \$50,000 may be combined in a single entry designated "Minor items, each less than \$50,000."

| Line No. | Item<br>(Kind of property and location)<br>(a) | Balance at beginning of year<br>(b) | Credits during year<br>(c) | Debits during year<br>(d) | Balance at close of year<br>(e) | Rate (percent)<br>(f) | Base<br>(g) |
|----------|--|-------------------------------------|----------------------------|---------------------------|---------------------------------|-----------------------|-------------|
| 1        | Warehouse - Vastine, CO.                       | \$ -                                | \$ 464                     | \$                        | \$ 464                          | 3.33                  | \$ 15,200   |
| 2        |  |                                     |                            |                           |                                 |                       |             |
| 3        |  |                                     |                            |                           |                                 |                       |             |
| 4        |  |                                     |                            |                           |                                 |                       |             |
| 5        |  |                                     |                            |                           |                                 |                       |             |
| 6        |  |                                     |                            |                           |                                 |                       |             |
| 7        |  |                                     |                            |                           |                                 |                       |             |
| 8        |  |                                     |                            |                           |                                 |                       |             |
| 9        |  |                                     |                            |                           |                                 |                       |             |
| 10       |  |                                     |                            |                           |                                 |                       |             |
| 11       |  |                                     |                            |                           |                                 |                       |             |
| 12       |  |                                     |                            |                           |                                 |                       |             |
| 13       | Total  |                                     | 464                        |                           | 464                             |                       | 15,200      |

## 1608. CAPITAL SURPLUS

Give an analysis in the form called for below of capital surplus accounts. In column (a) give a brief description of the item added or deducted, and in column (b) insert the contra account number to which the amount stated in column (c), (d), or (e) was charged or credited.

| Line No. | Item<br>(a)                            | Contra account number<br>(b) | ACCOUNT NO.  |                             |                           |
|----------|--|------------------------------|--|-----------------------------|---------------------------|
|          |  |                              | 794. Premium and assessments on capital stock<br>(c) | 795. Paid-in surplus<br>(d) | 796. Other surplus<br>(e) |
| 1        | Balance at beginning of year           | XXXXXX                       | \$   | \$                          | \$                        |
| 2        | Additions during the year (describe):  |                              |  |                             |                           |
| 3        |  |                              |  |                             |                           |
| 4        |  |                              |  |                             |                           |
| 5        |  |                              |  |                             |                           |
| 6        | Total additions during the year        | XXXXXX                       |  |                             |                           |
| 7        | Deductions during the year (describe): |                              |  |                             |                           |
| 8        |  |                              |  |                             |                           |
| 9        |  |                              |  |                             |                           |
| 10       | Total deductions                       | XXXXXX                       | none   | none                        | none                      |
| 11       | Balance at close of year               | XXXXXX                       |  |                             |                           |

## 1609. RETAINED INCOME—APPROPRIATED

Give an analysis in the form called for below of account No. 797, "Retained income—Appropriated."

| Line No. | Class of appropriation<br>(a)                             | Credits during year<br>(b) | Debits during year<br>(c) | Balance at close of year<br>(d) |
|----------|---|----------------------------|---------------------------|---------------------------------|
| 1        | Additions to property through retained income             | \$                         | \$                        | \$                              |
| 2        | Funded debt retired through retained income               |                            |                           |                                 |
| 3        | Sinking fund reserves                                     |                            |                           |                                 |
| 4        | Miscellaneous fund reserves                               |                            |                           |                                 |
| 5        | Retained income—Appropriated (not specifically invested): |                            |                           |                                 |
| 6        | Other appropriations (specify):                           |                            |                           |                                 |
| 7        |   |                            |                           |                                 |
| 8        |   |                            |                           |                                 |
| 9        |   |                            |                           |                                 |
| 10       |   |                            |                           |                                 |
| 11       |   |                            |                           |                                 |
| 12       | Total   | none                       | none                      | none                            |



## 1701. LOANS AND NOTES PAYABLE

Give particulars of the various creditors and the character of the transactions involved in the current liability account No. 751, "Loans and notes payable." List every item in excess of \$100,000, giving the information indicated in the column headings.

For creditors whose balances were severally less than \$100,000, a single entry may be made under a caption "Minor accounts, each less than \$100,000."

Entries in columns (g) and (h) should include interest accruals and interest payments on loans and notes payable retired during the year, even though no portion of the issue remained outstanding at the close of the year.

| Line No. | Name of creditor<br>(a)                  | Character of liability or of transaction<br>(b) | Date of issue<br>(c) | Date of maturity<br>(d) | Rate of interest<br>(e) | Balance at close of year<br>(f) | Interest accrued during year<br>(g) | Interest paid during year<br>(h) |
|----------|--|---|----------------------|-------------------------|-------------------------|---------------------------------|-------------------------------------|----------------------------------|
| 1        | Minor accounts, each less than \$100,000 |   |                      |                         | %                       | \$ 25,000                       | \$ 2,726                            | \$ 2,788                         |
| 2        |  |   |                      |                         |                         |                                 |                                     |                                  |
| 3        |  |   |                      |                         |                         |                                 |                                     |                                  |
| 4        |  |   |                      |                         |                         |                                 |                                     |                                  |
| 5        |  |   |                      |                         |                         |                                 |                                     |                                  |
| 6        |  |   |                      |                         |                         |                                 |                                     |                                  |
| 7        |  |   |                      |                         |                         |                                 |                                     |                                  |
| 8        |  |   |                      |                         |                         |                                 |                                     |                                  |
| 9        | Total                                    |   |                      |                         |                         | 25,000                          | 2,726                               | 2,788                            |

## 1702. DEBT IN DEFAULT

Give particulars for amounts included in Balance Sheet Account No. 768, "Debt in default," giving particulars for each security outstanding even though the amount be less than \$100,000. Entries in columns (g) and (h) should include interest accruals and interest payments on matured funded debt retired during the year, even though no portion of the debt remained outstanding at the close of the year.

| Line No. | Name of security<br>(a) | Reason for nonpayment at maturity<br>(b) | Date of issue<br>(c) | Date of maturity<br>(d) | Rate of interest<br>(e) | Total par value actually outstanding at close of year<br>(f) | Interest accrued during year<br>(g) | Interest paid during year<br>(h) |
|----------|-------------------------|--|----------------------|-------------------------|-------------------------|--|-------------------------------------|----------------------------------|
| 1        | none                    |  |                      |                         | %                       | \$   | \$                                  | \$                               |
| 2        |                         |  |                      |                         |                         |  |                                     |                                  |
| 3        |                         |  |                      |                         |                         |  |                                     |                                  |
| 4        |                         |  |                      |                         |                         |  |                                     |                                  |
| 5        |                         |  |                      |                         |                         |  |                                     |                                  |
| 6        | Total                   |  |                      |                         |                         |  |                                     |                                  |

## 1703. OTHER DEFERRED CHARGES

Give an analysis of the above-entitled account as of the close of the year, showing in detail each item or subaccount amounting to \$100,000 or more. Items less than \$100,000 may be combined into a single entry designated "Minor items, each less than \$100,000." In case the character of any item is not fully disclosed by the entries in the columns hereunder, make a full explanation in a footnote.

| Line No. | Description and character of item or subaccount<br>(a) | Amount at close of year<br>(b) |
|----------|--|--------------------------------|
| 1        | none   | \$                             |
| 2        |  |                                |
| 3        |  |                                |
| 4        |  |                                |
| 5        |  |                                |
| 6        |  |                                |
| 7        |  |                                |
| 8        | Total  |                                |

## 1704. OTHER DEFERRED CREDITS

Give an analysis of the above-entitled account as of the close of the year, showing in detail each item or subaccount amounting to \$100,000 or more. Items less than \$100,000 may be combined into a single entry designated "Minor items, each less than \$100,000." In case the character of any item is not fully disclosed by the entries in the columns hereunder, make a full explanation in a footnote.

| Line No. | Description and character of item or subaccount<br>(a) | Amount at close of year<br>(b) |
|----------|--|--------------------------------|
| 1        | none   | \$                             |
| 2        |  |                                |
| 3        |  |                                |
| 4        |  |                                |
| 5        |  |                                |
| 6        |  |                                |
| 7        |  |                                |
| 8        | Total  |                                |

**1902. DIVIDEND APPROPRIATIONS**

1. Give particulars of each dividend declared. For par value or nonpar stock, show in column (d) the respective total par value or total number of shares on which dividend was declared and the corresponding rate percent or per share in column (b) or (c). If any such dividend was payable in anything other than cash, explain the matter fully in a footnote. 2. If any obligation of any character has been incurred for the purpose of procuring funds for the payment of any dividend or for the purpose of replenishing the treasury of the respondent after payment of any dividend, give full particulars in a footnote. If any class of stock received a return not reportable in this schedule, state the particulars of the case in a footnote. 3. The sum of the dividends stated in column (e) should equal the amount shown in Schedule No. 305.

| Line No. | Name of security on which dividend was declared<br>(a) | Rate percent (par value stock) or rate per share (nonpar stock) |              | Total par value of stock or total number of shares of nonpar stock on which dividend was declared<br>(d) | Dividends (account 623)<br>(e) | Dates           |                |
|----------|--|---|--------------|--|--------------------------------|-----------------|----------------|
|          |  | Regular<br>(b)  | Extra<br>(c) |  |                                | Declared<br>(f) | Payable<br>(g) |
| 1        | none   |   |              | \$   | \$                             |                 |                |
| 2        |  |   |              |  |                                |                 |                |
| 3        |  |   |              |  |                                |                 |                |
| 4        |  |   |              |  |                                |                 |                |
| 5        |  |   |              |  |                                |                 |                |
| 6        |  |   |              |  |                                |                 |                |
| 7        |  |   |              |  |                                |                 |                |
| 8        |  |   |              |  |                                |                 |                |
| 9        |  |   |              |  |                                |                 |                |
| 10       |  |   |              |  |                                |                 |                |
| 11       |  |   |              |  |                                |                 |                |
| 12       |  |   |              |  |                                |                 |                |
| 13       | Total  |   |              |  |                                |                 |                |

**2001. RAILWAY OPERATING REVENUES**

1. State the railway operating revenues of the respondent for the year, classified in accordance with the Uniform System of Accounts for Railroad Companies. The proportion of joint traffic receipts belonging to other carriers should not be included.

2. Any unusual accruals involving substantial amounts included in column (b) should be fully explained in a footnote.

| Line No. | Class of railway operating revenues<br>(a) | Amount of revenue for the year<br>(b) | Line No. | Class of railway operating revenues<br>(a)  | Amount of revenue for the year<br>(b) |
|----------|--|---------------------------------------|----------|---|---------------------------------------|
|          | <b>TRANSPORTATION—RAIL LINE</b>            | \$                                    |          | <b>INCIDENTAL</b>                           | \$                                    |
| 1        | (101) Freight*                             | 117,021                               | 11       | (131) Dining and buffet                     |                                       |
| 2        | (102) Passenger*                           |                                       | 12       | (132) Hotel and restaurant                  |                                       |
| 3        | (103) Baggage                              |                                       | 13       | (133) Station, train, and boat privileges   |                                       |
| 4        | (104) Sleeping car                         |                                       | 14       | (135) Storage—Freight                       |                                       |
| 5        | (105) Parlor and chair car                 |                                       | 15       | (137) Demurrage                             | 4,660                                 |
| 6        | (108) Other passenger train                |                                       | 16       | (138) Communication                         |                                       |
| 7        | (109) Milk                                 |                                       | 17       | (139) Grain elevator                        | 113,040                               |
| 8        | (110) Switching*                           |                                       | 18       | (141) Power                                 |                                       |
| 9        | (113) Water transfers                      |                                       | 19       | (142) Rents of buildings and other property |                                       |
| 10       | Total rail-line transportation revenue     | 117,021                               | 20       | (143) Miscellaneous                         | 11,982                                |
|          |  |                                       | 21       | Total incidental operating revenue          | 129,682                               |
|          |  |                                       |          | <b>JOINT FACILITY</b>                       |                                       |
|          |  |                                       | 22       | (151) Joint facility—Cr                     |                                       |
|          |  |                                       | 23       | (152) Joint facility—Dr                     |                                       |
|          |  |                                       | 24       | Total joint facility operating revenue      |                                       |
|          |  |                                       | 25       | Total railway operating revenues            | 246,703                               |

\*Report hereunder the charges to these accounts representing payments made to others as follows:

|    |  |         |
|----|--|---------|
| 26 | 1. For terminal collection and delivery services when performed in connection with line-haul transportation of freight on the basis of freight tariff rates  | \$ none |
| 27 | 2. For switching services when performed in connection with line-haul transportation of freight on the basis of switching tariffs and allowances out of freight rates, including the switching of empty cars in connection with a revenue movement | \$ none |
|    | 3. For substitute highway motor service in lieu of line-haul rail service performed under joint tariffs published by rail carriers (does not include traffic moved on joint rail motor rates)  |         |
| 28 | (a) Payments for transportation of persons   | \$ none |
| 29 | (b) Payments for transportation of freight shipments   | \$ none |



## 2002. RAILWAY OPERATING EXPENSES

1. State the railway operating expenses of the respondent for the year, classifying them in accordance with the Uniform System of Accounts for Railroad Companies.

2. Any unusual accruals involving substantial amounts included in column (b) should be fully explained in a footnote.

| Line No. | Name of railway operating expense account<br>(a)                    | Amount of operating expenses for the year<br>(b) | Line No. | Name of railway operating expense account<br>(a)       | Amount of operating expenses for the year<br>(b) |
|----------|---|--|----------|--|--|
|          | <b>MAINTENANCE OF WAY STRUCTURES</b>                                | \$   |          | <b>TRANSPORTATION—RAIL LINE</b>                        | \$   |
| 1        | (2201) Superintendence  | 7,542  | 28       | (2241) Superintendence and dispatching                 | 9,049  |
| 2        | (2202) Roadway maintenance  | 30,817   | 29       | (2242) Station service                                 | 22,518   |
| 3        | (2203) Maintaining structures                                       | 14,165   | 30       | (2243) Yard employees                                  |  |
| 4        | (2203½) Retirements—Road  |  | 31       | (2244) Yard switching fuel                             |  |
| 5        | (2204) Dismantling retired road property                            |  | 32       | (2245) Miscellaneous yard expenses                     |  |
| 6        | (2208) Road property—Depreciation                                   | 6,874  | 33       | (2246) Operating joint yards and terminals—Dr          |  |
| 7        | (2209) Other maintenance of way expenses                            | 1,811  | 34       | (2247) Operating joint yards and terminals—Cr          |  |
| 8        | (2210) Maintaining joint tracks, yards and other facilities—Dr      |  | 35       | (2248) Train employees                                 | 10,373   |
| 9        | (2211) Maintaining joint tracks, yards, and other facilities—Cr     |  | 36       | (2249) Train fuel                                      | 2,481  |
| 10       | Total maintenance of way and structures                             | 61,209   | 37       | (2251) Other train expenses                            | 2,321  |
|          | <b>MAINTENANCE OF EQUIPMENT</b>                                     |  |          |  |  |
| 11       | (2221) Superintendence  | 7,529  | 38       | (2252) Injuries to persons                             | ( 156)   |
| 12       | (2222) Repairs to shop and power-plant machinery                    |  | 39       | (2253) Loss and damage                                 | 6,420  |
| 13       | (2223) Shop and power-plant machinery—Depreciation                  |  | 40       | (2254) Other casualty expenses                         | 6,087  |
| 14       | (2224) Dismantling retired shop and power-plant machinery           |  | 41       | (2254½) Other rail and highway transportation expenses | 2,625  |
| 15       | (2225) Locomotive repairs   | 971  | 42       | (2256) Operating joint tracks and facilities—Dr        |  |
| 16       | (2226) Car and highway revenue equipment repairs                    | 118,240  | 43       | (2257) Operating joint tracks and facilities—Cr        |  |
| 17       | (2227) Other equipment repairs                                      |  | 44       | Total transportation—Rail line                         | 61,718   |
| 18       | (2228) Dismantling retired equipment                                |  |          | <b>MISCELLANEOUS OPERATIONS</b>                        |  |
| 19       | (2229) Retirements—Equipment  |  | 45       | (2258) Miscellaneous operations                        |  |
| 20       | (2234) Equipment—Depreciation                                       | 60,865   | 46       | (2259) Operating joint miscellaneous facilities—Dr     |  |
| 21       | (2235) Other equipment expenses                                     | 1,966  | 47       | (2260) Operating joint miscellaneous facilities—Cr     |  |
| 22       | (2236) Joint maintenance of equipment expenses—Dr                   |  |          | <b>GENERAL</b>   |  |
| 23       | (2237) Joint maintenance of equipment expenses—Cr                   |  | 48       | (2261) Administration                                  | 28,236   |
| 24       | Total maintenance of equipment                                      | 189,571  | 49       | (2262) Insurance                                       |  |
|          | <b>TRAFFIC</b>  |  | 50       | (2264) Other general expenses                          | 1,594  |
| 25       | (2240) Traffic expenses   | 7,383  | 51       | (2265) General joint facilities—Dr                     |  |
| 26       |   |  | 52       | (2266) General joint facilities—Cr                     |  |
| 27       |   |  | 53       | Total general expenses                                 | 29,830   |
|          |   |  | 54       | Grand Total Railway Operating Expenses                 | 349,711  |
| 55       | Operating ratio (ratio of operating expenses to operating revenues) | 141.75   |          |  |  |

per cent. (Two decimal places required.)

## 2003. MISCELLANEOUS PHYSICAL PROPERTIES OPERATED DURING THE YEAR

Give particulars of each class of miscellaneous physical property or plant operated during the year. Group the properties under the heads of the classes of operations to which they are devoted.

is that of ownership or whether the property is held under lease or other incomplete title. All peculiarities of title should be explained in a footnote.

The totals of columns (b), (c), and (d) should agree with the totals of accounts Nos. 502, "Revenue from Miscellaneous operations," 534, "Expenses of miscellaneous operations," and 535, "Taxes on miscellaneous operating property" in respondent's Income Account for the Year. If not, differences should be explained in a footnote.

In column (a) give the designation used in the respondent's records and the name of the town or city and State in which the property or plant is located, stating whether the respondent's title

| Line No. | Designation and location of property or plant, character of business, and title under which held<br>(a) | Total revenue during the year<br>(Acct. 502)<br>(b) | Total expenses during the year<br>(Acct. 534)<br>(c) | Total taxes applicable to the year<br>(Acct. 535)<br>(d) |
|----------|---|---|--|--|
| 1        | none  | \$  | \$   | \$   |
| 2        |   |   |  |  |
| 3        |   |   |  |  |
| 4        |   |   |  |  |
| 5        |   |   |  |  |
| 6        |   |   |  |  |
| 7        |   |   |  |  |
| 8        |   |   |  |  |
| 9        |   |   |  |  |
| 10       |   |   |  |  |
| 11       | Total   |   |  |  |

## 2101. MISCELLANEOUS RENT INCOME

| Line No. | Description of Property |                 | Name of lessee<br>(c) | Amount of rent<br>(d) |
|----------|-------------------------|-----------------|-----------------------|-----------------------|
|          | Name<br>(a)             | Location<br>(b) |                       |                       |
| 1        | Various ground rents    |                 |                       | 2,742                 |
| 2        |                         |                 |                       |                       |
| 3        |                         |                 |                       |                       |
| 4        |                         |                 |                       |                       |
| 5        |                         |                 |                       |                       |
| 6        |                         |                 |                       |                       |
| 7        |                         |                 |                       |                       |
| 8        |                         |                 |                       |                       |
| 9        | Total                   |                 |                       | 2,742                 |

## 2102. MISCELLANEOUS INCOME

| Line No. | Source and character of receipt<br>(a) | Gross receipts<br>(b) | Expenses and other deductions<br>(c) | Net miscellaneous income<br>(d) |
|----------|--|-----------------------|--------------------------------------|---------------------------------|
| 1        | none                                   | \$                    | \$                                   | \$                              |
| 2        |  |                       |                                      |                                 |
| 3        |  |                       |                                      |                                 |
| 4        |  |                       |                                      |                                 |
| 5        |  |                       |                                      |                                 |
| 6        |  |                       |                                      |                                 |
| 7        |  |                       |                                      |                                 |
| 8        |  |                       |                                      |                                 |
| 9        | Total                                  |                       |                                      |                                 |

## 2103. MISCELLANEOUS RENTS

| Line No. | Description of Property |                 | Name of lessor<br>(c) | Amount charged to income<br>(d) |
|----------|-------------------------|-----------------|-----------------------|---------------------------------|
|          | Name<br>(a)             | Location<br>(b) |                       |                                 |
| 1        | none                    |                 |                       | \$                              |
| 2        |                         |                 |                       |                                 |
| 3        |                         |                 |                       |                                 |
| 4        |                         |                 |                       |                                 |
| 5        |                         |                 |                       |                                 |
| 6        |                         |                 |                       |                                 |
| 7        |                         |                 |                       |                                 |
| 8        |                         |                 |                       |                                 |
| 9        | Total                   |                 |                       |                                 |

## 2104. MISCELLANEOUS INCOME CHARGES

| Line No. | Description and purpose of deduction from gross income<br>(a) | Amount<br>(b) |
|----------|---|---------------|
| 1        | none  | \$            |
| 2        |   |               |
| 3        |   |               |
| 4        |   |               |
| 5        |   |               |
| 6        |   |               |
| 7        |   |               |
| 8        |   |               |
| 9        |   |               |
| 10       | Total   |               |



## 2201. INCOME FROM NONOPERATING PROPERTY

| Line No. | Designation<br>(a)                   | Revenues or income<br>(b) | Expenses<br>(c) | Net income or loss<br>(d) | Taxes<br>(e) |
|----------|--------------------------------------|---------------------------|-----------------|---------------------------|--------------|
| 1        | Lease on warehouse at Vastine, Colo. | \$ 1,200                  | \$ 464          | \$ 736                    | \$ -         |
| 2        |                                      |                           |                 |                           |              |
| 3        |                                      |                           |                 |                           |              |
| 4        |                                      |                           |                 |                           |              |
| 5        |                                      |                           |                 |                           |              |
| 6        |                                      |                           |                 |                           |              |
| 7        | Total                                |                           |                 |                           |              |

## 2202. MILEAGE OPERATED (ALL TRACKS)†

Give particulars called for concerning all tracks operated by respondent at the close of the year. Way switching tracks include station, team, industry, and other switching tracks for which no separate switching service is maintained. Yard switching tracks include classification, house, team, industry, and other tracks switched by yard locomotives in yards where separate switching services are maintained. Tracks belonging to an industry for which no rent is payable should not be reported. Switching and Terminal Companies report on line 6 only.

| Line No. | Line in use<br>(a)                         | Owned<br>(b) | Proprietary companies<br>(c) | Leased<br>(d) | Operated under contract<br>(e) | Operated under trackage rights<br>(f) | Total operated<br>(g) |
|----------|--|--------------|------------------------------|---------------|--------------------------------|---------------------------------------|-----------------------|
| 1        | Single or first main track                 | 12.21        |                              |               |                                | 3.55                                  | 15.76                 |
| 2        | Second and additional main tracks          |              |                              |               |                                |                                       |                       |
| 3        | Passing tracks, cross-overs, and turn-outs |              |                              |               |                                |                                       |                       |
| 4        | Way switching tracks                       | 3.77         |                              |               |                                | .38                                   | 4.15                  |
| 5        | Yard switching tracks                      |              |                              |               |                                |                                       |                       |
| 6        | Total                                      | 15.98        |                              |               |                                | 3.93                                  | 19.91                 |

## 2203. MILEAGE OPERATED—BY STATES

Line Haul Railways show single track only.  
Switching and Terminal Companies show all tracks.

| Line No. | State<br>(a) | Owned<br>(b) | Proprietary companies<br>(c) | Leased<br>(d) | Operated under contract<br>(e) | Operated under trackage rights<br>(f) | Total operated<br>(g) |
|----------|--------------|--------------|------------------------------|---------------|--------------------------------|---------------------------------------|-----------------------|
| 1        | Colorado     | 2.21         |                              |               |                                | 3.55                                  | 15.76                 |
| 2        |              |              |                              |               |                                |                                       |                       |
| 3        |              |              |                              |               |                                |                                       |                       |
| 4        |              |              |                              |               |                                |                                       |                       |
| 5        |              |              |                              |               |                                |                                       |                       |
| 6        | Total        | 2.21         |                              |               |                                | 3.55                                  | 15.76                 |

2215. Show, by States, mileage of tracks owned but not operated by respondent: First main track, none; second and additional main tracks, none; industrial tracks, none; yard track and sidings, none; total, all tracks, none miles.
2216. Road is completed from (Line Haul Railways only) Sugar Factory, CO to Center, CO. Total distance, 12.21 miles.
2217. Road located at (Switching and Terminal Companies only)\* 4 ft. 8 1/2 in.
2218. Gage of track 4 ft. 8 1/2 in.
2219. Weight of rail 56 lb. per yard.
2220. Kind and number per mile of crossties yellow pine and red spruce - treated and untreated - 2800 per mile
2221. State number of miles electrified: First main track, none; second and additional main tracks, none; passing tracks, none; cross-overs, and turn-outs, none; way switching tracks, 2784; yard switching tracks, 6.15
2222. Ties applied in replacement during year: Number of crossties, 2784; average cost per tie, \$ 6.15; number of feet (B. M.) of switch and bridge ties, 244; average cost per M feet (B. M.), \$ 327
2223. Rail applied in replacement during year: Tons (2,000 pounds), none; weight per yard, none; average cost per ton, \$ none

\* Insert names of places.

†Mileage should be stated to the nearest whole mile.



**2301. RENTS RECEIVABLE**

Income from lease of road and equipment

| Line No. | Road leased<br>(a) | Location<br>(b) | Name of lessee<br>(c) | Amount of rent during year<br>(d) |
|----------|--------------------|-----------------|-----------------------|-----------------------------------|
| 1        | none               |                 |                       | \$                                |
| 2        |                    |                 |                       |                                   |
| 3        |                    |                 |                       |                                   |
| 4        |                    |                 |                       |                                   |
| 5        |                    |                 | Total                 |                                   |

**2302. RENTS PAYABLE**

Rent for leased roads and equipment

| Line No. | Road leased<br>(a) | Location<br>(b) | Name of lessor<br>(c) | Amount of rent during year<br>(d) |
|----------|--------------------|-----------------|-----------------------|-----------------------------------|
| 1        | none               |                 |                       | \$                                |
| 2        |                    |                 |                       |                                   |
| 3        |                    |                 |                       |                                   |
| 4        |                    |                 |                       |                                   |
| 5        |                    |                 | Total                 |                                   |

**2303. CONTRIBUTIONS FROM OTHER COMPANIES****2304. INCOME TRANSFERRED TO OTHER COMPANIES**

| Line No. | Name of contributor<br>(a) | Amount during year<br>(b) | Line No. | Name of transferee<br>(a) | Amount during year<br>(b) |
|----------|----------------------------|---------------------------|----------|---------------------------|---------------------------|
| 1        | none                       | \$                        | 1        | none                      | \$                        |
| 2        |                            |                           | 2        |                           |                           |
| 3        |                            |                           | 3        |                           |                           |
| 4        |                            |                           | 4        |                           |                           |
| 5        |                            |                           | 5        |                           |                           |
| 6        | Total                      |                           | 6        | Total                     |                           |

**2305.** Describe fully all liens upon any of the property of the respondent at the close of the year, and all mortgages, deeds of trust, and other instruments whereby such liens were created. Describe also all property subject to the said several liens. This inquiry covers judgment liens, mechanics' liens, etc., as well as liens based on contract. If there were no liens of any character upon any of the property of the respondent at the close of the year, state that fact.

United Bank of Denver, as trustee under the Company's First Mortgage, holds a lien on all of the Company's assets, with certain exceptions, under deed of trust dated July 1, 1913.

The First National Bank of Chicago, holds a lien on one locomotive and 442 refrigerator cars under Chattel Mortgages dated October 1, 1971, October 5, 1972 and June 1, 1973.



## 2401. EMPLOYEES, SERVICE, AND COMPENSATION

1. Give particulars of the average number of employees of various classes in the service of the respondent, of service rendered by such employees, and of compensation paid therefor during the year. Employees are to be counted and classified and their service and compensation reported in accordance with the Commission's Rules Governing the Classification of Railroad Employees and Reports of their Service and Compensation, effective January 1, 1951.

2. Averages called for in column (b) should be the average of twelve middle-of-month counts.

3. Pensioners rendering no service are not to be included in the count, nor is any compensation paid them to be included hereunder.

4. If any of the general officers served without compensation or were carried on the payrolls of another company, those facts should be stated in a footnote.

5. If any compensation was paid or is payable under labor awards of the current year, include the amount applicable to the current year in column (d) and show the portion applicable to prior years (back pay) in a footnote, by groups of employees. For purposes of this report, labor awards are intended to cover adjustments resulting from the decisions of Wage Boards and voluntary awards by the respondent incident thereto.

6. This schedule does not include old-age retirements, and unemployment insurance taxes.

| Line No. | Classes of employees<br>(a)                                      | Average number of employees<br>(b) | Total service hours<br>(c) | Total compensation<br>(d) | Remarks<br>(e) |
|----------|--|------------------------------------|----------------------------|---------------------------|----------------|
| 1        | Total (executives, officials, and staff assistants)              | 3                                  | 3624                       | \$ 42,290                 |                |
| 2        | Total (professional, clerical, and general)                      |                                    |                            |                           |                |
| 3        | Total (maintenance of way and structures)                        | 2                                  | 3505                       | 13,532                    |                |
| 4        | Total (maintenance of equipment and stores)                      | 1                                  | 2394                       | 9,301                     |                |
| 5        | Total (transportation—other than train, engine, and yard)        | 2                                  | 4825                       | 18,626                    |                |
| 6        | Total (transportation—yardmasters, switch tenders, and hostlers) |                                    |                            |                           |                |
| 7        | Total, all groups (except train and engine)                      | 8                                  | 14348                      | 83,749                    |                |
| 8        | Total (transportation—train and engine)                          | 1                                  | 2065                       | 7,971                     |                |
| 9        | Grand Total  | 9                                  | 16413                      | 91,720                    |                |

Amount of foregoing compensation (excluding back pay for prior years) that is chargeable to account No. 531, "Railway operating expenses": \$ 91,720

## 2402. CONSUMPTION OF FUEL BY MOTIVE-POWER UNITS

1. Show hereunder the quantities of the various kinds of fuel consumed by locomotives and motor or other self-propelled rail cars in the service of respondent during the year, and the

number of kilowatt-hours for such tractive equipment as was propelled by electricity.

2. The ton of 2,000 pounds should be used.

| Line No. | Kind of service<br>(a) | A. Locomotives (diesel, electric, steam, and other) |                       |                                 |                |                       | B. Rail motor cars (gasoline, oil-electric, etc.) |                       |                         |
|----------|------------------------|---|-----------------------|---------------------------------|----------------|-----------------------|---|-----------------------|-------------------------|
|          |                        | Diesel oil<br>(gallons)                             | Gasoline<br>(gallons) | Electricity<br>(kilowatt-hours) | Steam          |                       | Electricity<br>(kilowatt-hours)                   | Gasoline<br>(gallons) | Diesel oil<br>(gallons) |
|          |                        | (b)   | (c)                   | (d)                             | Coal<br>(tons) | Fuel oil<br>(gallons) | (g)   | (h)                   | (i)                     |
| 1        | Freight                | 6954  |                       |                                 |                |                       |   |                       |                         |
| 2        | Passenger              |   |                       |                                 |                |                       |   |                       |                         |
| 3        | Yard switching         |   |                       |                                 |                |                       |   |                       |                         |
| 4        | Total transportation   | 6954  |                       |                                 |                |                       |   |                       |                         |
| 5        | Work train             |   |                       |                                 |                |                       |   |                       |                         |
| 6        | Grand total            | 6954  |                       |                                 |                |                       |   |                       |                         |
| 7        | Total cost of fuel*    | 2481  |                       | XXXXXX                          |                |                       | XXXXXX  |                       |                         |

\*Show cost of fuel charged to yard and train service (accounts Nos. 2244 and 2245). The cost stated for the various kinds of fuel should be the total charges in the accounts specified, including freight charges and handling expenses. The cost stated for electric current should be the total charges in the accounts enumerated. Fuel and power consumed by mixed and special trains that are predominantly freight should be included in freight service, but where the service of mixed or special trains is predominantly passenger, the fuel and power used should be included in passenger service.

## 2501. COMPENSATION OF OFFICERS, DIRECTORS, ETC.

Give the name, position, salary, and other compensation, such as bonus, commission, gift, reward, or fee, of each of the five persons named in Sections 5 and 6 of Schedule 101 of this report to whom the respondent paid the largest amount during the year covered by this report as compensation for current or past service over and above necessary expenses incurred in discharge of duties, and in addition, all other officers, directors, pensioners, or employees, if any, to whom the respondent similarly paid \$40,000 or more. If more convenient, this schedule may be filled out for a group of companies considered as one system and shown only in the report of the principal company in the system, with references thereto in the reports of the other companies. Any large "other compensation" should be explained in a footnote. If salary

of an individual was changed during the year, show salary before each change as well as at close of year. If an officer, director, etc., receives compensation from more than one transportation company (whether a subsidiary or not) or from a subsidiary company, reference to this fact should be made if his aggregate compensation amounts to \$40,000 or more and the detail as to division of the salary should be stated. By salary (column (c)) is meant the annual rate at which an employee is paid, rather than the amount actually paid for a part of a year when the salary is changed. Also when a 10 percent (or other percent) reduction is made, the net rate and not the basic rate should be shown.

| Line No. | Name of person<br>(a) | Title<br>(b)          | Salary per annum as of close of year<br>(see instructions)<br>(c) | Other compensation during the year<br>(d) |
|----------|-----------------------|-----------------------|---|---|
| 1        | E. A. Burkhardt       | President & Treasurer | \$ 12,000   | \$  |
| 2        | L. G. Wallick         | VP & General Manager  | 18,000 through Aug 1975<br>20,400 effective Sept '75              |   |
| 3        |                       |                       |   |   |
| 4        |                       |                       |   |   |
| 5        |                       |                       |   |   |
| 6        |                       |                       |   |   |
| 7        |                       |                       |   |   |
| 8        |                       |                       |   |   |
| 9        |                       |                       |   |   |
| 10       |                       |                       |   |   |
| 11       |                       |                       |   |   |
| 12       |                       |                       |   |   |
| 13       |                       |                       |   |   |
| 14       |                       |                       |   |   |

## 2502. PAYMENTS FOR SERVICES RENDERED BY OTHER THAN EMPLOYEES

In the form below give information concerning payments, fees, retainers, commissions, gifts, contributions, assessments, bonuses, pensions, subscriptions, allowances for expenses, or any form of payments amounting in the aggregate of \$20,000 or more during the year to any corporation, institution, association, firm, partnership, committee, or any person (other than one of respondent's employees covered in schedule 2501 in this annual report) for services or as a donation, except that with respect to contributions under \$20,000 which are made in common with other carriers under a joint arrangement in payment for the performance of services or as a donation, each such contribution shall be reported, irrespectively of the amount thereof, if the total amount paid by all contributors for the performance of the particular service is equal to the sum of \$20,000 or more.

To be included are, among others, payments, directly or indirectly, for legal, medical, engineering, advertising, valuation, accounting, statistical, financial, education, entertainment, charitable, advisory, defensive, detective, development, research, appraisal, registration, purchasing, architectural, and hospital services; payments for expert testimony and for handling wage disputes; and payments for services of banks, bankers, trust companies, insurance companies, brokers, trustees, promoters, solicitors, consultants, actuaries, investigators, inspectors, and efficiency engineers. Payments to the various railway associations, commissions,

committees, bureaus, boards, and other organizations maintained jointly by railways shall also be included. The enumeration of these kinds of payments should not be understood as excluding other payments for services not excluded below.

To be excluded are: Rent of buildings or other property, taxes payable to the Federal, State, or local Governments, payments for heat, light, power, telegraph, and telephone services, and payments to other carriers on the basis of lawful tariff charges or for the interchange of equipment between carriers, as well as other payments for services which both as to their nature and amount may reasonably be regarded as ordinary connected with the routine operation, maintenance or construction of a railroad, but any special and unusual payments for services should be reported. Payments of \$20,000 or more to organizations maintained jointly by railways with other railways are not to be excluded even if their services are regarded as routine.

If more convenient, this schedule may be filled out for a group of roads considered as one system and shown only in the report of the principal road in the system, with references thereto in the reports of the other roads.

If any doubt exists in the mind of the reporting officer as to the reportability of any type of payment, request should be made for a ruling before filing this report.

| Line No. | Name of recipient<br>(a)           | Nature of service<br>(b)        | Amount of payment<br>(c) |
|----------|------------------------------------|---------------------------------|--------------------------|
| 1        | American Short Line Railroad Assn. | Statutory and Traffic services  | \$ 650                   |
| 2        | Association of American R.R.       | Freight Claim, Mechanical Div.  | 128                      |
| 3        | Western Railroad Association       | Tariffs, Weight Agreement Audit | 347                      |
| 4        |                                    |                                 |                          |
| 5        |                                    |                                 |                          |
| 6        |                                    |                                 |                          |
| 7        |                                    |                                 |                          |
| 8        |                                    |                                 |                          |
| 9        |                                    |                                 |                          |
| 10       |                                    |                                 |                          |
| 11       |                                    |                                 |                          |
| 12       |                                    |                                 |                          |
| 13       |                                    |                                 |                          |
| 14       |                                    |                                 |                          |
| Total    |                                    |                                 | 1125                     |



## 2601. STATISTICS OF RAIL-LINE OPERATIONS. [For Road Rail Traffic Only]

Give the various statistical items called for concerning the rail-line operations of respondent's road during the year. Motor car and trailer miles, if any, should be included. Highway traffic to be excluded. Locomotive unit-miles should include all miles made by each locomotive unit. Use 150 pounds as the average weight per passenger and four tons as the average weight of contents of each head-end car.

| Line No. | Item<br>(a)   | Freight trains<br>(b) | Passenger trains<br>(c) | Total transportation service<br>(d) | Work trains<br>(e) |
|----------|---|-----------------------|-------------------------|-------------------------------------|--------------------|
| 1        | Average mileage of road operated (whole number required)-----                     | 15                    |                         | 15                                  | XXXXXX             |
|          | <b>Train-miles</b>  |                       |                         |                                     |                    |
| 2        | Total (with locomotives)-----   | 5,644                 |                         | 5,644                               |                    |
| 3        | Total (with motorcars)-----   | 5,644                 |                         | 5,644                               |                    |
| 4        | Total train-miles-----  | 5,644                 |                         | 5,644                               |                    |
|          | <b>Locomotive unit-miles</b>  |                       |                         |                                     |                    |
| 5        | Road service-----   | 5,644                 |                         | 5,644                               | XXXXXX             |
| 6        | Train switching-----  | 3,950                 |                         | 3,950                               | XXXXXX             |
| 7        | Yard switching-----   | 9,594                 |                         | 9,594                               | XXXXXX             |
| 8        | Total locomotive unit-miles-----  | 9,594                 |                         | 9,594                               | XXXXXX             |
|          | <b>Car-miles</b>  |                       |                         |                                     |                    |
| 9        | Loaded freight cars-----  | 10,816                |                         | 10,816                              | XXXXXX             |
| 10       | Empty freight cars-----   | 14,680                |                         | 14,680                              | XXXXXX             |
| 11       | Caboose-----  | 25,496                |                         | 25,496                              | XXXXXX             |
| 12       | Total freight car-miles-----  | 25,496                |                         | 25,496                              | XXXXXX             |
| 13       | Passenger coaches-----  |                       |                         |                                     | XXXXXX             |
| 14       | Combination passenger cars (mail, express, or baggage, etc., with passenger)----- |                       |                         |                                     | XXXXXX             |
| 15       | Sleeping and parlor cars-----   |                       |                         |                                     | XXXXXX             |
| 16       | Dining, grill and tavern cars-----  |                       |                         |                                     | XXXXXX             |
| 17       | Head-end cars-----  |                       |                         |                                     | XXXXXX             |
| 18       | Total (lines 13, 14, 15, 16 and 17)-----  |                       |                         |                                     | XXXXXX             |
| 19       | Business cars-----  |                       |                         |                                     | XXXXXX             |
| 20       | Crew cars (other than cabooses)-----  | 25,496                |                         | 25,496                              | XXXXXX             |
| 21       | Grand total car-miles (lines 12, 18, 19 and 20)-----                              | 25,496                |                         | 25,496                              | XXXXXX             |
|          | <b>Revenue and nonrevenue freight traffic</b>                                     |                       |                         |                                     |                    |
| 22       | Tons—revenue freight-----   | XXXXXX                | XXXXXX                  | 51,481                              | XXXXXX             |
| 23       | Tons—nonrevenue freight-----  | XXXXXX                | XXXXXX                  | 51,481                              | XXXXXX             |
| 24       | Total tons—revenue and nonrevenue freight-----                                    | XXXXXX                | XXXXXX                  | 589,328                             | XXXXXX             |
| 25       | Ton-miles—revenue freight-----  | XXXXXX                | XXXXXX                  | 589,328                             | XXXXXX             |
| 26       | Ton-miles—nonrevenue freight-----   | XXXXXX                | XXXXXX                  | 589,328                             | XXXXXX             |
| 27       | Total ton-miles—revenue and nonrevenue freight-----                               | XXXXXX                | XXXXXX                  | 589,328                             | XXXXXX             |
|          | <b>Revenue passenger traffic</b>  |                       |                         |                                     |                    |
| 28       | Passengers carried—revenue-----   | XXXXXX                | XXXXXX                  |                                     | XXXXXX             |
| 29       | Passenger-miles—revenue-----  | XXXXXX                | XXXXXX                  |                                     | XXXXXX             |

## NOTES AND REMARKS

## 2602. REVENUE FREIGHT CARRIED DURING THE YEAR (For Road Haul Traffic Only)

1. Give the particulars called for concerning the commodities carried by the respondent during the year, the revenue from which is includible in account No. 101, *Freight*, on the basis of the 2-digit codes named in 49 C.F.R. 123.52, by Order of September 13, 1963. In stating the number of tons received from connecting carriers (c), include all connecting carriers, whether rail or water and whether the freight is received directly or indirectly (as through elevators).

2. Under Order of December 16, 1964, traffic involving less than three shippers reportable in any one commodity class may be excluded from this schedule, but must be submitted unbound in a separate schedule supplemental to this one and marked *Supplemental*. Extra copies of Schedule 2602 may be obtained upon request to the Interstate Commerce Commission, Bureau of Accounts, Washington, D.C., 20423. If a supplemental schedule is filed, check the space provided at the bottom of this schedule. Supplemental reports will be withheld from public inspection.

3. Particulars for Codes 01 to 46 inclusive, should include all traffic moved in lots of 10,000 pounds or more. Forwarder traffic includes freight traffic shipped by or consigned to any forwarder holding a permit under part IV of the Interstate Commerce Act. Code 47 should include all traffic moved in lots of less than 10,000 pounds.

4. Gross freight revenue means respondent's gross freight revenue without adjustment for absorption or corrections.

| Line No. | Commodity                                 |          | Revenue freight in tons (2,000 pounds) |                                       |                   | Gross freight revenue (dollars) (e) |
|----------|---|----------|--|---------------------------------------|-------------------|-------------------------------------|
|          | Description (a)                           | Code No. | Originating on respondent's road (b)   | Received from connecting carriers (c) | Total carried (d) |                                     |
| 1        | Farm products                             | 01       | 43,875                                 |                                       | 43,875            | 112,457                             |
| 2        | Forest products                           | 08       |  |                                       |                   |                                     |
| 3        | Fresh fish and other marine products      | 09       |  |                                       |                   |                                     |
| 4        | Metallic ores                             | 10       |  |                                       |                   |                                     |
| 5        | Coal                                      | 11       |  | 164                                   | 164               | 341                                 |
| 6        | Crude petroleum gas, & nat gas            | 13       |  |                                       |                   |                                     |
| 7        | Nonmetallic minerals, except fuels        | 14       |  |                                       |                   |                                     |
| 8        | Ordinance and accessories                 | 19       |  |                                       |                   |                                     |
| 9        | Food and kindred products                 | 20       | 1,357                                  | 141                                   | 1,498             | 5,851                               |
| 10       | Tobacco products                          | 21       |  |                                       |                   |                                     |
| 11       | Textile mill products                     | 22       |  |                                       |                   |                                     |
| 12       | Apparel & other finished tex prd inc knit | 23       |  |                                       |                   |                                     |
| 13       | Lumber & wood products, except furniture  | 24       |  |                                       |                   |                                     |
| 14       | Furniture and fixtures                    | 25       |  |                                       |                   |                                     |
| 15       | Pulp, paper and allied products           | 26       |  | 63                                    | 63                | 336                                 |
| 16       | Printed matter                            | 27       |  | 5,881                                 | 5,881             | 13,007                              |
| 17       | Chemicals and allied products             | 28       |  |                                       |                   |                                     |
| 18       | Petroleum and coal products               | 29       |  |                                       |                   |                                     |
| 19       | Rubber & miscellaneous plastic products   | 30       |  |                                       |                   |                                     |
| 20       | Leather and leather products              | 31       |  |                                       |                   |                                     |
| 21       | Stone, clay, glass & concrete prd         | 32       |  |                                       |                   |                                     |
| 22       | Primary metal products                    | 33       |  |                                       |                   |                                     |
| 23       | Fabr metal prd, exc ordn, machy & transp  | 34       |  |                                       |                   |                                     |
| 24       | Machinery, except electrical              | 35       |  |                                       |                   |                                     |
| 25       | Electrical machy, equipment & supplies    | 36       |  |                                       |                   |                                     |
| 26       | Transportation equipment                  | 37       |  |                                       |                   |                                     |
| 27       | Instr. phot & opt gd, watches & clocks    | 38       |  |                                       |                   |                                     |
| 28       | Miscellaneous products of manufacturing   | 39       |  |                                       |                   |                                     |
| 29       | Waste and scrap materials                 | 40       |  |                                       |                   |                                     |
| 30       | Miscellaneous freight shipments           | 41       |  |                                       |                   |                                     |
| 31       | Containers, shipping, returned empty      | 42       |  |                                       |                   |                                     |
| 32       | Freight forwarder traffic                 | 44       |  |                                       |                   |                                     |
| 33       | Shipper Assn or similar traffic           | 45       |  |                                       |                   |                                     |
| 34       | Misc mixed shipment exc fwdr & shpr assn  | 46       | 45,232                                 | 6,249                                 | 51,481            | 131,992                             |
| 35       | Total, carload traffic                    |          | 45,232                                 | 6,249                                 | 51,481            | 131,992                             |
| 36       | Small packaged freight shipments          | 47       | 45,232                                 | 6,249                                 | 51,481            | 131,992                             |
| 37       | Total, carload & lcl traffic              |          |  |                                       |                   |                                     |

1 This report includes all commodity statistics for the period covered.

1 A supplemental report has been filed covering traffic involving less than three shippers reportable in any one commodity code.

1 Supplemental Report NOT OPEN TO PUBLIC INSPECTION.

## ABBREVIATIONS USED IN COMMODITY DESCRIPTIONS

|      |             |       |                   |       |              |        |                |
|------|-------------|-------|-------------------|-------|--------------|--------|----------------|
| Assn | Association | Inc   | Including         | Nat   | Natural      | Prd    | Products       |
| Exc  | Except      | Instr | Instruments       | Opt   | Optical      | Shpr   | Shipper        |
| Fabr | Fabricated  | LCL   | Less than carload | Ordn  | Ordinance    | Txx    | Textile        |
| Fwdr | Forwarder   | Machy | Machinery         | Petro | Petroleum    | Transp | Transportation |
| Gd   | Goods       | Misc  | Miscellaneous     | Phot  | Photographic |        |                |
| Gsln | Gasoline    |       |                   |       |              |        |                |



**2701. SWITCHING AND TERMINAL TRAFFIC AND CAR STATISTICS****[For Switching or Terminal Companies Only]**

Give particulars of cars handled during the year. With respect to the term "cars handled" it should be observed that, when applied to switching operations, the movement of a car from the point at which a switching company receives it, whether loaded or empty, to the point where it is loaded or unloaded or delivered to another connecting line is to be counted as one car handled. The return of a car, whether loaded or empty, from the point where it is loaded or unloaded, to the point of delivery is to be counted as one car handled. No incidental movement is to be considered, unless such incidental movement involves the receipt of additional revenue. When applied to terminal operations, such as union station, bridge, ferry, or other joint facility terminal operations, the term "cars handled" includes all cars for which facilities are furnished.

The number of locomotive-miles in yard-switching service should be computed in accordance with account No. 815, "Yard switching locomotive-miles."

| Line No.                 | Item<br>(a)  | Switching operations<br>(b) | Terminal operations<br>(c) | Total<br>(d) |
|--------------------------|--|-----------------------------|----------------------------|--------------|
| <b>FREIGHT TRAFFIC</b>   |  |                             |                            |              |
| 1                        | Number of cars handled earning revenue—loaded                    |                             |                            |              |
| 2                        | Number of cars handled earning revenue—empty                     |                             |                            |              |
| 3                        | Number of cars handled at cost for tenant companies—loaded       |                             |                            |              |
| 4                        | Number of cars handled at cost for tenant companies—empty        |                             |                            |              |
| 5                        | Number of cars handled not earning revenue—loaded                |                             |                            |              |
| 6                        | Number of cars handled not earning revenue—empty                 |                             |                            |              |
| 7                        | Total number of cars handled                                     |                             |                            |              |
| <b>PASSENGER TRAFFIC</b> |  |                             |                            |              |
| 8                        | Number of cars handled earning revenue—loaded                    |                             |                            |              |
| 9                        | Number of cars handled earning revenue—empty                     |                             |                            |              |
| 10                       | Number of cars handled at cost for tenant companies—loaded       |                             |                            |              |
| 11                       | Number of cars handled at cost for tenant companies—empty        |                             |                            |              |
| 12                       | Number of cars handled not earning revenue—loaded                |                             |                            |              |
| 13                       | Number of cars handled not earning revenue—empty                 |                             |                            |              |
| 14                       | Total number of cars handled                                     |                             |                            |              |
| 15                       | Total number of cars handled in revenue service (items 7 and 14) |                             |                            |              |
| 16                       | Total number of cars handled in work service                     |                             |                            |              |

Number of locomotive-miles in yard-switching service: Freight, \_\_\_\_\_, passenger, \_\_\_\_\_.

## 2801. INVENTORY OF EQUIPMENT

## INSTRUCTIONS

1. Give particulars of each of the various classes of equipment which respondent owned or leased during the year.

2. In column (c) give the number of units of equipment purchased, built in company shops, or otherwise acquired.

3. Units leased to others for a period of one year or more are reportable in column (i), units temporarily out of respondent's service and rented to others for less than one year are to be included in column (e), units rented from others for a period less than one year should not be included in column (f). Units installed during the year and subsequently leased to others for a year or more should be shown as added in column (c), as retired in column (d), and included in column (i).

4. For reporting purposes, a "locomotive unit" is a self-propelled vehicle generating or converting energy into motion, and designed solely for moving other equipment. (A locomotive tender should be considered as a part of the locomotive unit.) A "self-propelled car" is a rail motor car propelled by electric motors receiving power from third rail or overhead, or internal combustion engines located on the car itself. Trailers equipped for use only in trains of cars that are self-propelled are to be included as self-propelled equipment.

5. A "Diesel" unit includes all units propelled by diesel internal combustion engines irrespective of final drive, and whether power may at times be supplied from an external conductor. An "Electric" unit includes all units which receive electric power from an overhead

contact wire or third rail, and use the power to drive one or more electric motors that propel the vehicle. An "Other" unit includes all units other than diesel or electric, e.g., steam gas turbine. Show the types of other units, service and number, as appropriate, in a brief description sufficient for positive identification.

6. Column (h) should show aggregate capacity for all units reported in column (g), as follows: For locomotive units, report the manufacturers' rated horsepower (the maximum continuous power output from the diesel engine or engines delivered to the main generator or generators for tractive purposes); or tractive effort of steam locomotive units; for freight-train cars report the nominal capacity (in tons of 2,000 lbs.) as provided for in Rule 86 of the AAR Code of Rules Governing Cars in Interchange. Convert the capacity of tank cars to capacity in tons of the commodity which the car is intended to carry customarily; for passenger-train cars report the number of passenger seats available for revenue service, counting one passenger to each berth in sleeping cars.

7. Freight-train car type codes shown in column (a) correspond to the AAR Multilevel Per Diem Master List. Dashes are used in appropriate places to permit a single code to represent several car type codes. Passenger-train car types and service equipment car types correspond to AAR Mechanical Division designations. Descriptions of car codes and designations are published in *The Official Railway Equipment Register*.

## UNITS OWNED, INCLUDED IN INVESTMENT ACCOUNT, AND LEASED FROM OTHERS

| Line No.                                       | Item   | Units in service of respondent at beginning of year | Number added during year | Number retired during year | Number at close of year |                    |  | Aggregate capacity of units reported in col. (g) (See ins. 6) (h) | Number leased to others at close of year (i) |
|--|--|---|--------------------------|----------------------------|-------------------------|--------------------|--|---|--|
|  |  |   |                          |                            | Owned and used          | Leased from others | Total in service of respondent (e + f) |   |  |
|  | (a)  | (b)   | (c)                      | (d)                        | (e)                     | (f)                | (g)                                    | (h)   | (i)  |
| <b>LOCOMOTIVE UNITS</b>                        |  |   |                          |                            |                         |                    |  |   |  |
| 1  | Diesel   | 1   |                          |                            | 1                       |                    | 1                                      | (h.p.) 600  |  |
| 2  | Electric   |   |                          |                            |                         |                    |  |   |  |
| 3  | Other  | 1   |                          |                            | 1                       |                    | 1                                      | XXXXXX  |  |
| 4  | Total (lines 1 to 3)   |   |                          |                            |                         |                    |  |   |  |
| <b>FREIGHT-TRAIN CARS</b>                      |  |   |                          |                            |                         |                    |  |   |  |
| 5  | Box-general service (A-20, A-30, A-40, A-50, all B (except B080) L070, R-00, R-01, R-06, R-07) |   |                          |                            |                         |                    |  | (tons)  |  |
| 6  | Box-special service (A-00, A-10, B080)   |   |                          |                            |                         |                    |  |   |  |
| 7  | Gondola (All G, J-00, all C, all E)  |   |                          |                            |                         |                    |  |   |  |
| 8  | Hopper-open top (all H, J-10, all K)   |   |                          |                            |                         |                    |  |   |  |
| 9  | Hopper-covered (L-5)   |   |                          |                            |                         |                    |  |   |  |
| 10   | Tank (all T)   |   |                          |                            |                         |                    |  |   |  |
| 11   | Refrigerator-mechanical (R-04, R-10, R-11, R-12)   |   |                          |                            |                         |                    |  |   |  |
| 12   | Refrigerator-non-mechanical (R-02, R-03, R-05, R-08, R-09, R-13, R-14, R-15, R-16, R-17)       | 452   |                          |                            | 452                     |                    | 452                                    | 22,580  |  |
| 13   | Stock (all S)  |   |                          |                            |                         |                    |  |   |  |
| 14   | Autotrack (F-5, F-6)   |   |                          |                            |                         |                    |  |   |  |
| 15   | Flat (all F (except F-5, F-6, F-7, F-8-3, L-2, L-3-3)  |   |                          |                            |                         |                    |  |   |  |
| 16   | Flat-TOFC (F-7, F-8-1)   |   |                          |                            |                         |                    |  |   |  |
| 17   | All other (L-0, L-1, L-4, L080, L090)  | 452   |                          |                            | 452                     |                    | 452                                    | 22,580  |  |
| 18   | Total (lines 5 to 17)  |   |                          |                            |                         |                    |  |   |  |
| 19   | Caboose (all N)  |   |                          |                            |                         |                    |  | XXXXXX  |  |
| 20   | Total (lines 18 and 19)  | 452   |                          |                            | 452                     |                    | 452                                    | XXXXXX  |  |
| <b>PASSENGER-TRAIN CARS NON-SELF-PROPELLED</b> |  |   |                          |                            |                         |                    |  |   |  |
| 21   | Coaches and combined cars (1-4, PB, PBO, all class C, except CSB)                              |   |                          |                            |                         |                    |  | (seating capacity)  |  |
| 22   | Parlor, sleeping, dining cars (PiC, PC, PL, PO, PS, PT, PAS, PDS, all class D, PD)             |   |                          |                            |                         |                    |  |   |  |
| 23   | Non-passenger carrying cars (all class B, CSB, PSA, IA, all class M)                           |   |                          |                            |                         |                    |  | XXXXXX  |  |
| 24   | Total (lines 21 to 23)   |   |                          |                            |                         |                    |  |   |  |



## 2801. INVENTORY OF EQUIPMENT—Concluded

## Units Owned, Included in Investment Account, and Leased From Others

| Line No. | Item<br>(a)   | Units in service of respondent at beginning of year<br>(b) | Number added during year<br>(c) | Number retired during year<br>(d) | Number at close of year |                           |   | Aggregate capacity of units reported in col. (g)<br>(See ins. 6)<br>(h) | Number leased to others at close of year<br>(i) |
|----------|---|--|---------------------------------|-----------------------------------|-------------------------|---------------------------|---|---|---|
|          |   |  |                                 |                                   | Owned and used<br>(e)   | Leased from others<br>(f) | Total in service of respondent (e+f)<br>(g) |   |   |
|          | <b>Passenger-Train Cars—Continued</b>                               |  |                                 |                                   |                         |                           |   | (Seating capacity)  |   |
|          | <b>Self-Propelled Rail Motorcars</b>                                |  |                                 |                                   |                         |                           |   |   |   |
| 25       | Electric passenger cars (EC, EP, ET) _____                          |  |                                 |                                   |                         |                           |   |   |   |
| 26       | Internal combustion rail motorcars (ED, EG) _____                   |  |                                 |                                   |                         |                           |   |   |   |
| 27       | Other self-propelled cars (Specify types) _____                     |  |                                 |                                   |                         |                           |   |   |   |
| 28       | Total (lines 25 to 27) _____  |  |                                 |                                   |                         |                           |   |   |   |
| 29       | Total (lines 24 and 28) _____                                       |  |                                 |                                   |                         |                           |   |   |   |
|          | <b>Company Service Cars</b>   |  |                                 |                                   |                         |                           |   |   |   |
| 30       | Business cars (PV) _____  |  |                                 |                                   |                         |                           |   | XXXX  |   |
| 31       | Boarding outfit cars (MWX) _____                                    |  |                                 |                                   |                         |                           |   | XXXX  |   |
| 32       | Derrick and snow removal cars (MWK, MWU, MWV, MWV) _____            |  |                                 |                                   |                         |                           |   | XXXX  |   |
| 33       | Dump and ballast cars (MWB, MWD) _____                              |  |                                 |                                   |                         |                           |   | XXXX  |   |
| 34       | Other maintenance and service equipment cars _____                  |  |                                 |                                   |                         |                           |   | XXXX  |   |
| 35       | Total (lines 30 to 34) _____  |  |                                 |                                   |                         |                           |   | XXXX  |   |
| 36       | Grand total (lines 20, 29, and 35) _____                            | 452  |                                 |                                   | 452                     |                           | 452   | XXXX  |   |
|          | <b>Floating Equipment</b>   |  |                                 |                                   |                         |                           |   |   |   |
| 37       | Self-propelled vessels (Tugboats, car ferries, etc.) _____          |  |                                 |                                   |                         |                           |   | XXXX  |   |
| 38       | Non-self-propelled vessels (Caissons, floats, lighters, etc.) _____ |  |                                 |                                   |                         |                           |   | XXXX  |   |
| 39       | Total (lines 37 and 38) _____                                       |  |                                 |                                   |                         |                           |   | XXXX  |   |

## 2900. IMPORTANT CHANGES DURING THE YEAR

Hereunder state the following matters, numbering the statements in accordance with the inquiries, and if no changes of the character below indicated occurred during the year, state that fact. Changes in mileage should be stated to the nearest hundredth of a mile. If any changes reportable in this schedule occurred under authority granted by the Commission in certificates of convenience and necessity, issued under paragraphs (18) to (22) of section 1 of the Interstate Commerce Act or otherwise, specific reference to such authority should in each case be made by docket number or otherwise, as may be appropriate.

1. All portions of road put in operation or abandoned, giving (a) termini, (b) length of road, and (c) dates of beginning operations or of abandonment.\*
2. All other important physical changes, including herein all new tracks built.\*
3. All leaseholds acquired or surrendered, giving (a) dates, (b) length of terms, (c) names of parties, (d) rents, and (e) other conditions.
4. All agreements for trackage rights acquired or surrendered, giving (a) dates, (b) length of terms, (c) names of parties, (d) rents, and (e) other conditions.
5. All consolidations, mergers, and reorganizations effected, giving particulars.

6. All stocks issued, giving (a) purposes for which issued, (b) names of stocks, and (c) amounts issued, and describing (d) the actual consideration realized, giving (e) amounts and (f) values; give similar information concerning all stocks retired (if any).

7. All funded debt issued, giving (a) purposes for which issued, (b) names of securities and (c) amounts issued, and describing (d) the actual consideration realized, giving (e) amounts and (f) values; also give particulars concerning any funded debt paid or otherwise retired, stating (a) date acquired, (b) date retired or canceled, (c) par value of amount retired.

8. All other important financial changes.

9. All changes in and all additions to franchise rights, describing fully (a) the actual consideration given therefor, and stating (b) the parties from whom acquired, if no consideration was given, state that fact.

10. In case the respondent has not yet begun operation, and no construction has been carried on during the year, state fully the reasons therefor.

11. All additional matters of fact (not elsewhere provided for) which the respondent may desire to include in its report.

none

\*If returns under items 1 and 2 include any first main track owned by respondent representing new construction or permanent abandonment give the following particulars:

Miles of road constructed \_\_\_\_\_

Miles of road abandoned \_\_\_\_\_

The item "Miles of road constructed" is intended to show the mileage of first main track laid to extend respondent's road, and should not include tracks relocated and tracks laid to shorten the distance between two points, without serving any new territory.

## VERIFICATION

The foregoing report must be verified by the oath of the officer having control of the accounting of the respondent. It should be verified, also, by the oath of the president or other chief officer of the respondent, unless the respondent states on the last preceding page of this report that such chief officer has no control over the accounting of the respondent. The oath required may be taken before any person authorized to administer an oath by the laws of the State in which the same is taken.

## OATH

(To be made by the officer having control of the accounting of the respondent)

State of IllinoisCounty of Cook } ss:Edward A. Burkhardtmakes oath and says that he is President and Treasurer

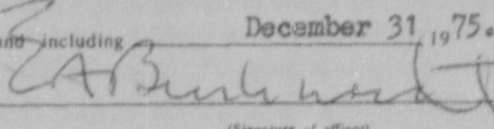
(Insert here the name of the affiant)

of The San Luis Central Railroad Company

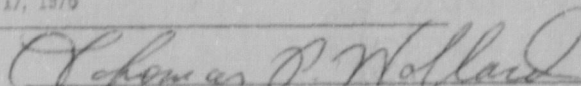
(Insert here the official title of the affiant)

(Insert here the exact legal title or name of the respondent)

that it is his duty to have supervision over the books of account of the respondent and to control the manner in which such books are kept; that he knows that such books have, during the period covered by the foregoing report, been kept in good faith in accordance with the accounting and other orders of the Interstate Commerce Commission, effective during the said period; that he has carefully examined the said report, and to the best of his knowledge and belief the entries contained in the said report have, so far as they relate to matters of account, been accurately taken from the said books of account and are in exact accordance therewith; that he believes that all other statements of fact contained in the said report are true, and that the said report is a correct and complete statement of the business and affairs of the above-named respondent during the period

of time from and including January 1 1975 to and including December 31 1975.

(Signature of affiant)

Subscribed and sworn to before me, a Notary Public, in and for the State andcounty above named, this 31st day of March 1976.My commission expires MY COMMISSION EXPIRES OCTOBER 17, 1976

(Signature of officer authorized to administer oaths)

## SUPPLEMENTAL OATH

(By the president or other chief officer of the respondent)

State of \_\_\_\_\_ } ss:  
County of \_\_\_\_\_

\_\_\_\_\_ makes oath and says that he is \_\_\_\_\_

(Insert here the name of the affiant)

(Insert here the official title of the affiant)

of \_\_\_\_\_  
(Insert here the exact legal title or name of the respondent)

that he has carefully examined the foregoing report; that he believes that all statements of fact contained in the said report are true, and that the said report is a correct and complete statement of the business and affairs of the above-named respondent and the operation of its property during

the period of time from and including \_\_\_\_\_ 19\_\_\_\_ to and including \_\_\_\_\_ 19\_\_\_\_

(Signature of affiant)

Subscribed and sworn to before me, a \_\_\_\_\_ in and for the State and

county above named, this \_\_\_\_\_ day of \_\_\_\_\_ 19\_\_\_\_

My commission expires \_\_\_\_\_

(Signature of officer authorized to administer oaths)



### Correspondence

### Corrections

Railroad Annual Report R-2



Schedule 10000.—COMPETITIVE BIDDING — CLAYTON ANTITRUST ACT

Approved by GAO  
B-180230 (RO339)

Section 10 of the Clayton Antitrust Act (15 U.S.C. 20) states that "no common carrier engaged in commerce shall have any dealings in securities, supplies or other articles of commerce, or shall make or have any contracts for construction or maintenance of any kind, to the amount of more than \$50,000, in the aggregate, in any one year, with another corporation, firm, partnership or association when the said common carrier shall have upon its board of directors or as its president, manager or as its purchasing or selling officer, or agent in the particular transaction, any person who is at the same time a director, manager, or purchasing or selling officer of, or who has any substantial interest in, such other corporation, firm, partnership or association, unless and except such purchases shall be made from, or such dealings shall be made with, the bidder whose bid is the most favorable to such common

carrier, to be ascertained by competitive bidding under regulations to be prescribed by rule or otherwise by the Interstate Commerce Commission." The specification for competitive bids is found in the Code of Federal Regulations, Part 1010-Competitive Bids through Part 1010.7 - Carriers Subject to the Interstate Commerce Act.

To ensure that this section of the Clayton Antitrust Act and the Commission's regulations are being complied with, all carriers required to file this report should complete this schedule. In column (g), identify the company awarded the bid by including company name and address, name and title of respondent officers, directors, selling officer, purchasing officer and/or general manager that has an affiliation with the seller.

| Line No. | Nature of bid<br>(a) | Date Published<br>(b) | Contract number<br>(c) | No. of bidders<br>(d) | Method of awarding bid<br>(e) | Date filed with the Commission<br>(f) | Company awarded bid<br>(g) |
|----------|----------------------|-----------------------|------------------------|-----------------------|-------------------------------|---------------------------------------|----------------------------|
| 1        | none                 |                       |                        |                       |                               |                                       |                            |
| 2        |                      |                       |                        |                       |                               |                                       |                            |
| 3        |                      |                       |                        |                       |                               |                                       |                            |
| 4        |                      |                       |                        |                       |                               |                                       |                            |
| 5        |                      |                       |                        |                       |                               |                                       |                            |
| 6        |                      |                       |                        |                       |                               |                                       |                            |
| 7        |                      |                       |                        |                       |                               |                                       |                            |
| 8        |                      |                       |                        |                       |                               |                                       |                            |
| 9        |                      |                       |                        |                       |                               |                                       |                            |
| 10       |                      |                       |                        |                       |                               |                                       |                            |
| 11       |                      |                       |                        |                       |                               |                                       |                            |
| 12       |                      |                       |                        |                       |                               |                                       |                            |
| 13       |                      |                       |                        |                       |                               |                                       |                            |
| 14       |                      |                       |                        |                       |                               |                                       |                            |
| 15       |                      |                       |                        |                       |                               |                                       |                            |
| 16       |                      |                       |                        |                       |                               |                                       |                            |
| 17       |                      |                       |                        |                       |                               |                                       |                            |
| 18       |                      |                       |                        |                       |                               |                                       |                            |
| 19       |                      |                       |                        |                       |                               |                                       |                            |
| 20       |                      |                       |                        |                       |                               |                                       |                            |
| 21       |                      |                       |                        |                       |                               |                                       |                            |
| 22       |                      |                       |                        |                       |                               |                                       |                            |
| 23       |                      |                       |                        |                       |                               |                                       |                            |
| 24       |                      |                       |                        |                       |                               |                                       |                            |
| 25       |                      |                       |                        |                       |                               |                                       |                            |
| 26       |                      |                       |                        |                       |                               |                                       |                            |
| 27       |                      |                       |                        |                       |                               |                                       |                            |
| 28       |                      |                       |                        |                       |                               |                                       |                            |
| 29       |                      |                       |                        |                       |                               |                                       |                            |
| 30       |                      |                       |                        |                       |                               |                                       |                            |



# INDEX

|  | Page No. |   | Page No. |
|--|----------|---|----------|
| Affiliated companies—Amounts payable to  | 14       | Miscellaneous—Income                                    | 29       |
| Investments in   | 16-17    | Charges   | 29       |
| Amortization of defense projects—Road and equipment owned and leased from others     | 24       | Physical property                                       | 4        |
| Balance sheet  | 4-5      | Physical properties operated during year                | 28       |
| Capital stock  | 11       | Rent income   | 29       |
| Surplus  | 25       | Rents   | 29       |
| Car statistics   | 35       | Motor rail cars owned or leased                         | 38       |
| Changes during the year  | 38       | Net income  | 8        |
| Compensating balances and short-term borrowing arrangements                          | 10B      | Oath  | 39       |
| Compensation of officers and directors   | 33       | Obligations—Equipment                                   | 14       |
| Consumption of fuel by motive-power units  | 32       | Officers—Compensation of                                | 33       |
| Contributions from other companies   | 31       | General of corporation, receiver or trustee             | 2        |
| Debt—Funded, unmatured   | 11       | Operating expenses—Railway                              | 28       |
| In default   | 26       | Revenues—Railway  | 27       |
| Depreciation base and rates—Road and equipment owned and used and leased from others | 19       | Ordinary income   | 8        |
| Leased to others   | 20       | Other deferred credits                                  | 26       |
| Reserve—Miscellaneous physical property  | 25       | Charges   | 26       |
| Road and equipment leased from others  | 23       | Investments   | 16-17    |
| To others  | 22       | Passenger train cars                                    | 37-38    |
| Owned and used   | 21       | Payments for services rendered by other than employees  | 33       |
| Directors  | 2        | Property (See Investments)                              |          |
| Compensation of  | 33       | Proprietary companies                                   | 14       |
| Dividend appropriations  | 27       | Purposes for which funded debt was issued or assumed    | 11       |
| Elections and voting powers  | 3        | Capital stock was authorized                            | 11       |
| Employees, Service, and Compensation   | 32       | Rail motor cars owned or leased                         | 38       |
| Equipment—Classified   | 37-38    | Rails applied in replacement                            | 30       |
| Company service  | 38       | Railway operating expenses                              | 28       |
| Covered by equipment obligations   | 14       | Revenues  | 27       |
| Leased from others—Depreciation base and rates                                       | 19       | Tax accruals  | 10A      |
| Reserve  | 23       | Receivers' and trustees' securities                     | 11       |
| To others—Depreciation base and rates  | 20       | Rent income, miscellaneous                              | 29       |
| Reserve  | 22       | Rents—Miscellaneous                                     | 29       |
| Locomotives  | 37       | Payable   | 31       |
| Obligations  | 14       | Receivable  | 31       |
| Owned and used—Depreciation base and rates   | 19       | Retained income—Appropriated                            | 25       |
| Reserve  | 21       | Unappropriated  | 10       |
| Or leased not in service of respondent   | 37-38    | Revenue freight carried during year                     | 35       |
| Inventory of   | 37-38    | Revenues—Railway operating                              | 27       |
| Expenses—Railway operating   | 28       | From nonoperating property                              | 30       |
| Of nonoperating property   | 30       | Road and equipment property—Investment in               | 13       |
| Extraordinary and prior period items   | 8        | Leased from others—Depreciation base and rates          | 19       |
| Floating equipment   | 38       | Reserve   | 23       |
| Freight carried during year—Revenue  | 35       | To others—Depreciation base and rates                   | 20       |
| Train cars   | 37       | Reserve   | 22       |
| Fuel consumed by motive-power units  | 32       | Owned—Depreciation base and rates                       | 19       |
| Cost   | 32       | Reserve   | 21       |
| Funded debt—unmatured  | 11       | Used—Depreciation base and rates                        | 19       |
| Gage of track  | 30       | Reserve   | 21       |
| General officers   | 2        | Operated at close of year                               | 30       |
| Identity of respondent   | 2        | Owned but not operated                                  | 30       |
| Important changes during year  | 38       | Securities (See Investment)                             |          |
| Income account for the year  | 7-9      | Services rendered by other than employees               | 33       |
| Charges, miscellaneous   | 29       | Short-term borrowing arrangements—compensating balances | 10B      |
| From nonoperating property   | 30       | Special deposits  | 10C      |
| Miscellaneous  | 29       | State Commission schedules                              | 41-44    |
| Rent   | 29       | Statistics of rail-line operations                      | 34       |
| Transferred to other companies   | 31       | Switching and terminal traffic and car                  | 36       |
| Inventory of equipment   | 37-38    | Stock outstanding                                       | 11       |
| Investments in affiliated companies  | 16-17    | Reports   | 3        |
| Miscellaneous physical property  | 4        | Security holders  | 3        |
| Road and equipment property  | 13       | Voting power  | 3        |
| Securities owned or controlled through nonreporting subsidiaries                     | 18       | Stockholders  | 3        |
| Other  | 16-17    | Surplus, capital  | 25       |
| Investments in common stock of affiliated companies                                  | 17A      | Switching and terminal traffic and car statistics       | 36       |
| Loans and notes payable  | 25       | Tax accruals—Railway                                    | 10A      |
| Locomotive equipment   | 37       | Ties applied in replacement                             | 30       |
| Mileage operated   | 30       | Tracks operated at close of year                        | 30       |
| Owned but not operated   | 30       | Unmatured funded debt                                   | 11       |
|  |          | Verification  | 39       |
|  |          | Voting powers and elections                             | 3        |
|  |          | Weight of rail  | 30       |