

147455

ANNUAL REPORT 1977 CLASS 1 1 of 2

SAUSE BROS. OCEAN TOWING CO.

147455

annual report

W-1

FMC-63
CLASS A & B
CARRIERS BY WATER

APPROVED BY GAO
B-180230 (R025)
EXPIRES 12-31-78

	<p>WC000435 SAUSE BROS A 0 A 147455 SAUSE BROS, OCEAN TOWING CO., INC., 2927 EAST BURNSIDE S PORTLAND OR 97214</p>
<p>Correct name and address if different than shown.</p>	<p>Full name and address of reporting carrier. (Use mailing label on original, copy in full on duplicate.)</p>




INTERSTATE
COMMERCE COMMISSION
RECEIVED

APR 11 1978

ADMINISTRATIVE SERVICES
MM MAIL BRANCH

to the
INTERSTATE COMMERCE COMMISSION
FOR THE YEAR ENDED DECEMBER 31, 1977
to the
FEDERAL MARITIME COMMISSION
FOR THE PERIOD _____



SAUSE BROS.
OCEAN TOWING CO., INC.

2927 E. BURNSIDE STREET, PORTLAND, OREGON 97214
Telephone (503) 238-1474

CABLE ADDRESS: SBOTCO

March 29, 1978

Interstate Commerce Commission
Bureau Of Accounts
Washington, D. C. 20423


Subject: 1977 Annual Report (Form W-1)

Gentlemen:

It is apparent, at this time, we will be unable to timely complete and file subject report. Therefore, I must regretfully request that the commission consider granting us an additional ten days, until April 10, in which to file this report.

We have been beset with a labor strike and the attendant negotiations and settlement, over the past six weeks, has diverted a great deal of computer time and key personnel in the accounting department. Which time, to a great extent, is used to compile necessary data to complete subject report.

Very truly yours,
SAUSE BROS. OCEAN TOWING CO., INC.


Paul E. Brown
Treasurer

PEB/mad

RESPONSIBILITY

THE COMPANY IS FULLY RESPONSIBLE AND DOES NOT EXCEPT TO RESPONSIBILITY FOR ANY CONTRACT, AGREEMENT OR UNDERSTANDING EXECUTED IN WRITING BY ITS PRESIDENT OR SECRETARY OR AN ATTORNEY IN FACT DESIGNATED AND APPOINTED BY A FORMAL RESOLUTION OF THE COMPANY'S DIRECTORS AND OFFICERS. THE COMPANY HEREBY EXCEPTS TO ANY RESPONSIBILITY WHATSOEVER IN CONNECTION WITH CLAIMS OR DAMAGES OF ANY TYPE OR KIND CLAIMED AS PART OF AN UNDERSTANDING NOT AUTHORIZED BY THIS PARAGRAPH.

AUTHORIZED WATER CARRIER, OREGON, WASHINGTON, CALIFORNIA AND HAWAIIAN ISLAND PORTS.

NOTICE

APPLICABLE TO COMPANIES REPORTING TO THE INTERSTATE COMMERCE COMMISSION

1. This Form for annual report should be filled out in triplicate and two copies returned to the Interstate Commerce Commission, Bureau of Accounts, Washington, D.C., 20423, by March 31 of the year following that for which the report is made. Attention is especially directed to the following provisions of Part III of the Interstate Commerce Act:

SEC. 313 (a). The Commission is hereby authorized to require annual periodical, or special reports from water carriers, lessors *** (as defined in this section), and to prescribe the manner and form in which such reports shall be made, and to require from such carriers, lessors *** specific and full, true, and correct answers to all questions upon which the Commission may deem information to be necessary. Such annual reports shall give an account of the affairs of the carrier, lessor *** in such form and detail as may be prescribed by the Commission. Said annual reports shall contain all the required information for the period of 12 months ending on the 31st day of December in each year, unless the Commission shall specify a different date, and shall be made out under oath and filed with the Commission at its office in Washington within 3 months after the close of the year for which the report is made, unless additional time be granted in any case by the Commission. ***

SEC. 317 (d). Any water carrier or other person, or any officer, agent, employee, or representative thereof, who shall willfully fail or refuse to make a report to the Commission as required by this part, or to make specific and full, true, and correct answer to any question within 30 days from the time it is lawfully required by the Commission so to do, or to keep accounts, records, and memoranda in the form and manner prescribed by the Commission, or shall willfully falsify, destroy, mutilate, or alter any report, account, record, memorandum, book, correspondence, or other document, required under this part to be kept, or who shall willfully neglect or fail to make full, true, and correct entries in such accounts, records, or memoranda of all facts and transactions as required under this part, or shall willfully keep any accounts, records, or memoranda contrary to the rules, regulations, or orders of the Commission with respect thereto, or shall knowingly and willfully file with the Commission any false report, account, record, or memorandum, shall be deemed guilty of a misdemeanor, and upon conviction thereof in any court of the United States of competent jurisdiction within the district in which such offense was in whole or in part committed, be subject for each offense to a fine of not more than \$5,000. As used in this subsection, the word "keep" shall be construed to mean made, prepared, or compiled, as well as retained.

SEC. 302 (c). The term "water carrier" means a common carrier by water or a contract carrier by water.

SEC. 313 (h). As used in this section - - the term "lessor" means a lessor of any right to operate as a water carrier; and the term "water carrier" or "lessor" includes a receiver or trustee of such water carrier, lessor, ***.

2. The instructions in this Form should be carefully observed and each question should be answered fully and accurately, except where otherwise noted to the contrary, whether it has been answered in a previous annual report or not. Except in cases where they are specifically authorized, cancellation, arbitrary check marks, and the like, should not be used either as partial or as entire answers to inquiries. If any inquiry, based on a preceding inquiry in the present report form, is, because of the answer rendered to such preceding inquiry, inapplicable to the person or corporation in whose behalf the report is made, such notation as "Not applicable; see page _____, schedule (or line) number _____" should be used in answer thereto, giving precise reference to the portion of the report showing the facts which make the inquiry inapplicable. Where the word "none" truly and completely states the fact, it should be given as the answer to any particular inquiry or any particular portion of an inquiry. Where dates are called for, the month and day should be stated as well as the year. Customary abbreviations may be used in stating dates.

3. Every annual report should, in all particulars, be complete in itself, and references to the returns of former years should not be made to take the place of required entries except as herein otherwise specifically directed or authorized.

4. If it be necessary or desirable to insert additional statements, type-written or other, in a report, they should be legibly made on durable paper, and wherever practicable, on sheets not larger than a page of the Form. Inserted sheets should be securely attached, preferably at the inner margins; attachment by pins or clips is insufficient.

5. All entries should be made in a permanent black ink, except those of a contrary character, which should be indicated in parenthesis. Items of an unusual character should be indicated by appropriate symbol and footnote.

6. Money items, except averages, throughout the annual report form should be shown in WHOLE DOLLARS adjusted to accord with footings, except Schedule 541-Freight Carried During the Year. Totals for amounts reported in subsidiary accounts included in supporting schedules must be in agreement with related primary accounts.

7. Each respondent should make its annual report to this Commission in triplicate, retaining one copy in its files for reference in case correspondence with regard to such report becomes necessary. For this reason three copies of the Form are sent to each corporation concerned.

8. The respondent is further required to send to the Bureau of Accounts, immediately upon publication, two copies of its latest printed annual report to stockholders. See page 1.

9. Water carriers are, for the purpose of report to the Interstate Commerce Commission, divided into three classes in accordance with the following definitions:

Class A carriers are those carriers by water having average annual operating revenues exceeding \$500,000.

Class B carriers are those carriers by water having average annual operating revenues exceeding \$100,000 but not more than \$500,000.

Class C carriers are those carriers by water having average annual operating revenues of \$100,000 or less.

The annexed Form is prescribed for use by water carriers of Classes A and B. Class B carriers are permitted to use the condensed schedules of operating revenues and operating expenses appearing on pages 36 and 39, respectively. In other respects the requirements of the Form are identical for water carriers of both Classes A and B.

A separate Form, designated "Form W-3," is provided for water carriers of Class C.

10. Except where the context clearly indicates some other meaning, the following terms when used in this Form have the meanings below stated:

COMMISSION means the Interstate Commerce Commission. RESPONDENT means the person or corporation in whose behalf the report is made. THE YEAR means the year ended December 31 for which the report is made. THE CLOSE OF THE YEAR means the close of business on December 31, of the year for which the report is made; or, in case the report is made for a shorter period than one year, it means the close of the period covered by the report. THE BEGINNING OF THE YEAR means the beginning of business on January 1 of the year for which the report is made; or, in case the report is made for a shorter period than one year, it means the beginning of the period covered by the report. THE PRECEDING YEAR means the year ended December 31 of the year next preceding the year for which the report is made. THE UNIFORM SYSTEM OF ACCOUNTS means the system of accounts published as Part 1269 of Title 49, Code of Federal Regulations, as amended. WATER CARRIERS as referred to herein means Carriers by Inland and Coastal Waterways.

11. Should there be doubt as to the reporting of any item or items or parts thereof, or advice is desired relative to the preparation of this report, address an inquiry to the Bureau of Accounts for consideration and decision.

A report shall be filled out in triplicate and two copies returned to the Federal Maritime Commission by every person or concern subject to the Intercoastal Shipping Act, 1933, 46 U.S.C. 843 et. seq. (except persons engaged in intrastate operations in Alaska and Hawaii) as provided in General Order No. 5, as amended, 46 C.F.R., Part 511.

NOTICE

APPLICABLE TO COMPANIES REPORTING TO THE FEDERAL MARITIME COMMISSION

CITATIONS FROM INTERCOASTAL SHIPPING ACT, 1933

SEC. 5. The provisions of this Act are extended and shall apply to every common carrier by water in interstate commerce, as defined in section 1 of the Shipping Act, 1916.

SEC. 7. The provisions of the Shipping Act, 1916, as amended, shall in all respects, except as amended by this Act, continue to be applicable to every carrier subject to the provisions of this Act.

CITATIONS FROM SHIPPING ACT, 1916

SEC. 1. Definitions (in part).—The term "common carrier by water in interstate commerce" means a common carrier engaged in the transportation by water of passengers or property on the high seas or the Great Lakes on regular routes from port to port between one State, Territory, District, or possession of the United States and any other State, Territory, District, or possession of the United States, or between places in the same Territory, District, or possession.

The term "common carrier by water" means a common carrier by water in foreign commerce or a common carrier by water in interstate commerce on the high seas or the Great Lakes on regular routes from port to port.

SEC. 21. That the Board may require any common carrier by water, or other person subject to this Act, or any officer, receiver, trustee, lessee, agent, or employee thereof, to file with it any periodical or special report, or any account, record, rate, or charge, or any memorandum of any facts and transactions appertaining to the business of such carrier or other person subject to this Act. Such report, account, record, rate, charge, or memorandum shall be under oath whenever the Board so requires, and shall be furnished in the form and within the time prescribed by the Board. Whoever fails to file any report, account, record, rate, charge, or memorandum as required by this section shall forfeit to the United States the sum of \$100 for each day of such default. Whoever willfully falsifies, destroys, mutilates, or alters any such report, account, record, rate, charge, or memorandum or willfully files a false report, account, record, rate, charge, or memorandum shall be guilty of a misdemeanor, and subject upon conviction to a fine of not more than \$1,000, or imprisonment for not more than 1 year, or to both such fine and imprisonment.

GENERAL INSTRUCTIONS

1. The instructions in this Form should be carefully observed and each question should be answered fully and accurately, except where other-

wise noted to the contrary, whether it has been answered in a previous annual report or not. Except in cases where they are specifically authorized, cancellations, arbitrary check marks, and the like, should not be used either as partial or as entire answers to inquiries. If any inquiry, based on a preceding inquiry in the present report form, is, because of the answer rendered to such preceding inquiry, inapplicable to the person or corporation in whose behalf the report is made, such notation as "Not applicable; see page _____, schedule (or line) number _____" should be used in answer thereto, giving precise reference to the portion of the report showing the facts which make the inquiry inapplicable. Where the word "none" truly and completely states the fact, it should be given as the answer to any particular inquiry or any particular portion of an inquiry. Where dates are called for, the month and day should be stated as well as the year. Customary abbreviations may be used in stating dates.

2. Every annual report should, in all particulars, be complete in itself, and references to the returns of former years should not be made to take the place of required entries except as herein otherwise specifically directed or authorized.

3. If it be necessary or desirable to insert additional statements, type-written or other, in a report, they should be legibly made on durable paper, and wherever practicable, on sheets not larger than a page of the Form. Inserted sheets should be securely attached, preferably at the inner margins; attachment by pins or clips is insufficient.

4. All entries should be made in a permanent black ink, except those of a contrary character, which should be indicated in parenthesis. Items of an unusual character should be indicated by appropriate symbol and footnote.

5. Each respondent should make its annual report to this Commission in triplicate, retaining one copy in its files for reference in case correspondence with regard to such report becomes necessary. For this reason three copies of the Form are sent to each corporation concerned.

6. Money items, except average, throughout the annual report form should be shown in WHOLE DOLLARS adjusted to accord with footings. Totals for amounts reported in subsidiary accounts included in supporting schedules must be in agreement with related primary accounts.

7. The respondent is further required to send to the Federal Maritime Commission, immediately upon publication, two copies of its latest printed annual report to stockholders. See item 9, page 1.

8. Should there be doubt as to the reporting of any item or items or parts thereof, or advice is desired relative to the preparation of this report, address an inquiry to the Bureau of Financial Analysis, Federal Maritime Commission for consideration and decision.

ANNUAL REPORT

OF

SAUSE BROS. OCEAN TOWING CO., INC.
(NAME OF RESPONDENT)

PORTLAND, OREGON
(ADDRESS)

TO THE

INTERSTATE COMMERCE COMMISSION

FOR THE YEAR ENDED DECEMBER 31, 1977

TO THE

FEDERAL MARITIME COMMISSION

FOR THE PERIOD

YEAR ENDED DECEMBER 31, 1977

Name, official title, telephone number, and office address of officer in charge of correspondence with the Commission regarding this report:

(Name) Paul E. Brown (Title) Treasurer

(Telephone number) 503 238-1474
(Area code) (Telephone number)

(Office address) 2927 East Burnside Street, Portland, OR. 97214
(Street and number, City, State, and ZIP code)

SPECIAL NOTICE

The attention of the respondent is directed below to certain particulars, if any, in which this report form differs from the corresponding form for the preceding year. It should be understood that mention is not made of necessary substitutions of dates or, in general, such other things as simple modifications intended to make requirements clearer, other minor adjustments, and typographical corrections.

Page 8: Schedule 200. Comparative General Balance Sheet - Asset Side

Provision is made for reporting allowances for net unrealized loss on non-current marketable equity securities.

Page 9: Schedule 200. Comparative General Balance Sheet - Liability Side

Provision is made for reporting "unamortized discount and interest on long-term debt", and "unrealized loss on noncarrier marketable equity securities".

Page 10A: Schedule 200. Comparative Balance Sheet - Explanatory Notes

A new note has been added providing for reporting marketable equity securities. This note is to be completed only by carriers earning \$10 million or more in gross operating revenues.

Table of Contents

	Schedule No.	Page		Schedule No.	Page
Identity of Respondent	101	1	Funded Debt and Receivers' and		
Directors	102	3	Trustees' Securities	261	28
Principal General Officers of Corporation, Receiver, or Trustee	103	3	Equipment obligations	263	30
Corporations Controlled by Respondent Other than through Title to Securities	104A	4	Funded Debt and Other Obligations (Matured and Unmatured) Changes During the Year		
Corporations Indirectly Controlled by Respondent	104B	4	265	31
Corporate Control over Respondent	108	5	Capital Stock	251	32
Voting Powers and Elections	109	6	Capital Stock Changes During the Year	253	33
Guaranties and Suretyships	110	7	Stock Liability for Conversion of		
Comparative General Balance Sheet Statement	200	8	Securities of Other Companies	254	33
			Proprietorial Capital	256	34
			Retained Earnings-Unappropriated	291	35
			Dividend Appropriations	293	35
			Capital Surplus	296	35
			Water-Line Operating Revenues		
Explanatory Notes		10	Class A Companies	310	36
			Class B Companies	311	36
Income Account for the Year	300	11	Water-Line Operating Expenses		
Explanatory Notes		12	Class A Companies	320	37
Notes Receivable	214	13	Water-Line Taxes	350	38
Compensating Balances and Short-Term Borrowing Arrangements.....	205	12A	Water-Line Operating Expenses		
Special Deposits	206	12B	Class B Companies	321	39
Insurance, Sinking, and Other Special Funds	216	14	Rent Revenue	371	39
General Instructions Concerning Returns in Schedules 217 and 218		15	Abstract of Terms and Conditions of Leases	372	39
Noncapitalized lease commitments...250-254	15A-15E		Other Operating Rents	381	40
Investments in Affiliated Companies	217	16	Abstracts of Leasehold Contracts	382	40
Undistributed Earnings from Certain Investments in Affiliated Com- panies	219	17A	Miscellaneous Items in Income and Retained		
Analysis of Federal Income and Other			Income Accounts for the Year	396	41
Taxes Deferred	220	17B	Floating Equipment	413	42
Other Investments	218	18	Services	414	42
Securities, Advances and Other In- tangibles Owned or Controlled			Freight Carried During the Year	541	44
Through Nonreporting Carrier and			Freight and Passengers Carried During the		
Noncarrier Subsidiaries	221	20	Year (Domestic and Foreign)	542	57
Property and Equipment	222	22	Employees, Service and Compensation	561	58
Acquisition Adjustment	286	26	Total Compensation of Employees by Month		
Investments in Noncarrier Physical Property	287	27	561A	59
Notes Payable	288	27	Compensation of Officers, Directors, etc. ...	562	60
			Payments for Services Rendered by		
			Other than Employees	563	60
			Contracts, Agreements, etc.	591	61
			Important Changes During the Year	592	61
			Competitive Bidding—Clayton Anti-Trust		
			Act.....	595	62
			Verification and Oaths		63

101. IDENTITY OF RESPONDENT

Answers to the questions asked should be made in full, without reference to data returned on the corresponding page of previous reports. In case any changes of the nature referred to under inquiry 5 or 6 on this page have taken place during the year covered by this report, they should be explained in detail on page 61.

1. Give in full the exact name of the respondent. Use the words "The" and "Company" only when they are parts of the corporate name. The corporate name should be given uniformly throughout the report, notably on the cover, on the title page, and in the "Verification" (p. 62). If the report is made by receivers, trustees, a committee of bondholders, or individuals otherwise in possession of the property, state names and facts with precision.

3. If incorporated under a special charter, give date of passage of the act; if under a general law give date of filing certificate of organization; if a reorganization has been effected, give date of reorganization. If a receivership or other trust, give also date when such receivership or other

possession began. If a partnership, give date of formation and also names in full of present partners.

4. Give specific reference to laws of each State or Territory under which organized, citing chapter and section. Include all grants of corporate powers by the United States, or by Canada or other foreign country; also, all amendments to charter.

5. Give specific reference to special or general laws under which each consolidation or merger or combination of other form was effected, citing chapter and section. Specify Government, State, or Territory under the laws of which each company consolidated or merged or otherwise combined into the present company was organized; give reference to the charters of each, and to all amendments of them.

6. State the occasion for the reorganization, whether by reason of foreclosure of mortgage or otherwise, according to the fact. Give date of organization of original corporation and refer to laws under which organized.

1. Exact name of respondent making this report Sause Bros. Ocean Towing Co., Inc.

2. State whether respondent is a common or contract carrier and give ICC Docket Number Contract Carrier W435

3. Date of incorporation September 16, 1947

4. Under laws of what Government, State, or Territory organized? If more than one, name all. Give specific reference to each charter or statute and all amendments thereof, effected during the year. If previously effected show the year(s) of the report(s) setting forth the details. If in bankruptcy, give court of jurisdiction and dates of beginning of receivership or trusteeship and of appointment of receivers or trustees Incorporated in the State of Oregon and licensed to transact business in the States of California, Washington and Alaska.

5. If the respondent was formed as the result of a consolidation or merger during the year, name all constituent and all merged companies No consolidation or merger

6. If respondent was reorganized during the year, give name of original corporation, and state the occasion for the reorganization No reorganization

7. State whether or not the respondent during the year conducted any part of its business under a name or names other than that shown in response to inquiry No. 1, above; if so, give full particulars None

8. Give name of operating company, if any, having control of the respondent's property at the close of the year None

9. Is an annual report made to stock holders (answer yes or no) No. If reply is yes, check appropriate statement: ☐ two copies are attached to this report. ☐ Two copies will be submitted _____ (date).

NOTES AND REMARKSSchedule 109 - Voting Powers and Elections

Note 1 - Outstanding common stock entitled to one vote per share

Note 2 - Class "A" common stock. Non-voting special stock issued to general employees on a seniority and salary basis only.

1. Give particulars of the various directors and officers of the respondent at the close of the year.
2. State in column (e) of Schedule No. 102 and column (d) of Schedule No. 103, the number of voting shares of the respondent, other than directors' qualifying shares, that were beneficially owned, directly or indirectly, by each director or principal general officer at the close of the year. This includes shares owned of record, shares owned through holding companies, trusts or other mediums, and shares owned but held in the names of brokers or other nominees. Insert the word "None" where applicable.
3. In schedule No. 103 give the title, name, and address of the principal general officers having

system jurisdiction by departments, as follows: Executive, Legal, Fiscal and Accounting, Purchasing, Operating (including heads of Construction, Maintenance, Mechanical, and Transportation departments), and Traffic. If there are receivers, trustees, or committees, who are recognized as in the controlling management of the carrier or of some department of it, give also their names and titles, and the location of their offices.

4. If the duties of an officer extend to more than one department, or if his duties are not in accordance with the customary acceptance of his given title, state the facts briefly in a note attached to this page.

102. DIRECTORS

Line No.	Name of director (a)	Office address (b)	Date of beginning of term (c)	Date of expiration of term (d)	Number of voting shares actually or beneficially owned (e)	Remarks (f)
1	Curtis Sause	Coos Bay, Oregon	3-15-77	3-15-78	840	
2	Paul Sause	Portland, Oregon	3-15-77	3-15-78	300	
3	Paul E. Brown	Portland, Oregon	3-15-77	3-15-78		
4	J.J. Robertson	Coos Bay, Oregon	5-28-77	3-15-78		Replacement
5	Dale Sause	Coos Bay, Oregon	5-28-77	3-15-78		Replacement
6	Donald Davidson	Mapleton, Oregon	5-28-77	3-15-78		Replacement
7						
8						
9						
10						
11						
12						
13						
14						
15						

16. Give the names and titles of all officers of the Board of Directors in control of the respondent at the close of the year:

Chairman of board Paul Sause Secretary (or clerk) of board Robert L. Hamme1

17. Name the members of the executive committee of the Board of Directors of the respondent at the close of the year (naming first the chairman), and state briefly the powers and duties of that committee:

None

103. PRINCIPAL GENERAL OFFICERS OF CORPORATION, RECEIVER, OR TRUSTEE

Line No.	Title of general officer (a)	Department or departments over which jurisdiction is exercised (b)	Name of person holding office at close of year (c)	Number of voting shares actually or beneficially owned (d)	Office address (e)
GENERAL OFFICERS OF CORPORATION					
18					
19	President	Executive	Paul Sause	300	Portland, Oregon
20	Vice President	Operations	Curtis Sause	840	Coos Bay, Oregon
21	Treasurer	Finance-Acctg.	Paul E. Brown		Portland, Oregon
22	Secretary	Administrative	Robert L. Hamme1		Portland, Oregon
23					
24					
25					
26					
27					
28					
29					
30					
31					
GENERAL OFFICERS OF RECEIVER OR TRUSTEE					
32					
33	None				
34					
35					
36					
37					
38					
39					
40					
41					
42					
43					

1. In schedule No. 104A should be entered the names of all corporations which are controlled either solely or jointly by the respondent carrier, except corporations controlled through title to securities. The names of all corporations indirectly controlled by respondent through an intermediary not filing an annual report with the Commission under the provisions of Part I or Part III of the Interstate Commerce Act should be entered in schedule No. 104B whether controlled through title to securities or otherwise. Schedule 217, on pages 16 and 17, provides for corporations controlled by respondent through title to securities.

2. By "control" is meant ability to determine the action of a corporation. Attention is specifically directed to Section 1 (3) (b) of Part I of the Interstate Commerce Act which provides that, "For the purposes of sections 5, 12 (1), 20, 204 (a) (7), 210, 220, 304 (b), 310, and 313 of this Act, where reference is made to control (in referring to a relationship between any person or persons and another person or persons), such reference shall be construed to include actual as well as legal control, whether maintained or exercised through or by reason of the method of or circumstances surrounding organization or operation, through or by common directors, officers, or stockholders, a voting trust or trusts, a holding or investment company or companies, or

through or by any other direct or indirect means; and to include the power to exercise control.

3. In column (c) should be entered the names of the corporations or others, if any, that with the respondent corporation jointly control the corporation listed.

4. In column (d) should be shown the form of control exercised. For the purposes of this report, the following are to be considered forms of control:

(a) Right through agreement of some character or through some source other than title to securities, to name the majority of the board of directors, managers, or trustees of the controlled corporation;

(b) Right to foreclose a first lien upon all or a major part in value of the tangible property of the controlled corporation;

(c) Right to secure control in consequence of advances made for construction of the operating property of the controlled corporation;

(d) Right to control only in a specific respect the action of the controlled corporation.

5. A leasehold interest in the property of a corporation is not to be classed as a form of control over the lessor corporation.

6. In column (e) should be shown the extent of the interest of

respondent corporation in the controlled corporation.

7. Indirect control is that exercised through an intermediary. When an intermediary is a holding company or any other corporation (or an individual) not making an annual report to the Commission, the names of all its controlled corporations should be entered with the name of such intermediary. For corporations indirectly controlled, the entries in schedule 104B, columns (b), (c), (d), and (e) should show the relationship between the corporation named in column (a) and that named in column (f). If an intermediary files an annual report with the Commission, its controlled corporations need not be listed on this page.

8. Corporations should be grouped in the following order:

1. Transportation companies—active.
2. Transportation companies—inactive.
3. Nontransportation companies—active.
4. Nontransportation companies—inactive.

9. An inactive corporation is one which has been practically absorbed in a controlling corporation and which neither operates property nor administers its financial affairs; if it maintains an organization, it does so only for the purpose of complying with legal requirements and maintaining title to property or franchises. All other corporations are to be regarded as active.

104A. CORPORATIONS CONTROLLED BY RESPONDENT OTHER THAN THROUGH TITLE TO SECURITIES

Line No.	Name of corporation controlled (a)	CHARACTER OF CONTROL				Remarks (f)
		Sole or joint (b)	Other parties, if any, to joint agreement for control (c)	How established (d)	Extent (e)	
1	Crescent City Marine Ways &					
2	Drydock Co., Inc.	Sole	None	Common Stk'hldrs	100%	
3	Sause Towing Company	Sole	None	Common Stk'hldrs	100%	
4	Ocean Bulk Carriers, Inc.	Sole	None	Common Stk'hldrs	100%	
5						

104B. CORPORATIONS INDIRECTLY CONTROLLED BY RESPONDENT

Line No.	Name of corporation controlled (a)	CHARACTER OF CONTROL				Name of intermediary through which indirect control exists (f)
		Sole or joint (b)	Other parties, if any, to joint agreement for control (c)	How established (d)	Extent (e)	
1	None					
2						
3						
4						
5						
6						
7						
8						
9						
10						
11						

108. CORPORATE CONTROL OVER RESPONDENT

See Page 4 for instructions regarding forms of control

1. Did any corporation or corporations, transportation or other, hold control over the respondent at the close of the year? No

If control was so held, state: (a) The form of control, whether sole or joint _____

(b) The name of the controlling corporation or corporations _____

(c) The manner in which control was established _____

(d) The extent of control _____

(e) Whether control was direct or indirect _____

(f) The name of the intermediary through which control, if indirect, was established _____

2. Did any individual, association, or corporation hold control, as trustee, over the respondent at the close of the year? No

If control was so held, state: (a) The name of the trustee _____

(b) The name of the beneficiary or beneficiaries for whom the trust was maintained _____

(c) The purpose of the trust _____

109. VOTING POWERS AND ELECTIONS

1. State the par value of each share of stock: Common, \$ 10. per share; first preferred, None per share; second preferred, None per share; debenture stock, None per share.

2. State whether or not each share of stock has the right to one vote; if not, give full particulars in a footnote No - See Notes, Page 2

3. Are voting rights proportional to holdings? Yes If not, state in a footnote the relation between holdings and corresponding voting rights.

4. Are voting rights attached to any securities other than stock? No If so, name in a footnote each security, other than stock, to which voting rights are attached (as of the close of the year), and state in detail the relation between holdings and corresponding voting rights, stating whether voting rights are actual or contingent, and if contingent, showing the contingency.

5. Has any class or issue of securities any special privileges in the election of directors, trustees, or managers, or in the determination of corporate action by any method? Yes If so, describe fully (in a footnote) each such class or issue and give a succinct statement showing clearly the character and extent of such privileges. See Notes, Page 2

6. Give the date and state the purpose of the latest closing of the stock book or compilation of list of stockholders prior to the actual filing of this report (even though such date be after the close of the year). March 15, 1977

7. State the total voting power of all security holders of the respondent at the date of such closing, if within 1 year of the date of such filing; if not, state as of the close of the year. 1140 votes as of March 15, 1977
(date given in answer to inquiry No. 6)

8. State the total number of stockholders of record, as of the date shown in answer to inquiry No. 7. Two stockholders.

9. Give the names of the 27 security holders of the respondent who, at the date of the latest closing of the stock book or compilation of list of stockholders of the respondent (if within 1 year prior to the actual filing of this report), had the highest voting powers in the respondent, showing for each his address, the number of votes which he would have had a right to cast on that date had a meeting then been in order, and the classification of the number of votes to which he was entitled, with respect to securities held by him, such securities being classified as common stock, second preferred stock, first preferred stock, and other securities, stating in a footnote the names of such other securities (if any). If any such holder held in trust, give (in a footnote) the particulars of the trust. If the stock book was not closed or the list of stockholders compiled within such year, show such 27 security holders as of the close of the year.

Line No.	Name of security holder (a)	Address of security holder (b)	Number of votes to which security holder was entitled (c)	NUMBER OF VOTES, CLASSIFIED WITH RESPECT TO SECURITIES ON WHICH BASED			
				STOCKS			Other securities with voting power (g)
				Common (d)	PREFERRED Second (e)	First (f)	
1	Curtis Sause	Coos Bay, Oregon	840	840			
2	Paul Sause	Portland, Oregon	300	300			
3							
4							
5							
6							
7							
8							
9							
10							
11							
12							
13							
14							
15							
16							
17							
18							
19							
20							
21							
22							
23							
24							
25							
26							
27							

10. State the total number of votes cast at the latest general meeting for the election of directors of the respondent. 1140 votes cast.

11. Give the date of such meeting May 28, 1977

12. Give the place of such meeting Portland, Oregon

110. GUARANTIES AND SURETYSHIPS

1. If the respondent was under obligation as guarantor or surety for the performance by any other corporation or other association of any agreement or obligation, show for each such contract of guaranty or suretyship in effect at the close of the year or entered into and expired during

the year, the particulars called for hereunder.

This inquiry does not cover the case of ordinary commercial paper maturing on demand or not later than two years after date of issue.

Line No.	Names of all parties principally and primarily liable (a)	Description and maturity date of agreement or obligation (b)	Amount of contingent liability (c)	Sole or joint contingent liability (d)
1	None			
2				
3				
4				
5				
6				
7				
8				
9				
10				
11				
12				
13				
14				
15				
16				
17				
18				
19				
20				
21				
22				
23				
24				
25				
26				
27				
28				
29				
30				
31				
32				
33				
34				
35				
36				

2. If any corporation or other association was under obligation as guarantor or surety for the performance by the respondent of any agreement or obligation, show for each such contract of guaranty or suretyship in effect at the close of the year or entered into and expired during the year, the particulars called for hereunder.

This inquiry does not cover the case of ordinary commercial paper maturing on demand or not later than two years after date of issue, nor does it include ordinary surety bonds or undertakings on appeals in court proceedings.

Line No.	Description and maturity date of agreement or obligation (a)	Names of all guarantors and sureties (b)	Amount of contingent liability of guarantors (c)	Sole or joint contingent liability (d)
37	None			
38				
39				
40				
41				
42				
43				
44				
45				
46				

200. COMPARATIVE GENERAL BALANCE SHEET—ASSET SIDE

For instructions covering this schedule, see the text pertaining to General Balance Sheet Accounts in the Uniform System of Accounts. The entries in this balance sheet should be consistent with those in the supporting schedules on the pages indicated. The entries in column (c) should be

restated to conform with the accounting requirements followed in column (b). All contra entries hereunder should be indicated in parenthesis.

Line No.	Item (a)	Balance at close of year (b)	Balance at beginning of year (c)
I. CURRENT ASSETS		\$	\$
1	(100) Cash	154,868	1,543,290
2	(101) Imprest funds	14,225	14,250
3	(102) Special cash deposits (p. 12B)	1,667	131
4	(103) Marketable securities		1,000,000
5	(104) Traffic and car-service balances—Dr		
6	(105) Notes receivable (p. 13)	\$ 75,799	x x x x x x x x
7	(106) Affiliated companies—Notes and accounts receivable (p. 13)	750	x x x x x x x x
8	(107) Accounts receivable	1,291,582	x x x x x x x x
9	(108) Claims receivable	32,582	x x x x x x x x
10	Total of accounts Nos. 105 to 108, inclusive		x x x x x x x x
	Less—		x x x x x x x x
11	(109) Reserve for doubtful accounts		x x x x x x x x
12	Total of accounts Nos. 105 to 108, less account No. 109	x x x x x	x x x x x x x x
13	(110) Subscribers to capital stock		
14	(112) Accrued accounts receivable	50,764	69,492
15	(113) Working advances		
16	(114) Prepayments	98,185	
17	(115) Material and supplies	90,315	76,000
18	(116) Other current assets		182,758
19	(117) Deferred income tax charges (p. 17B)		
20	Total current assets	2,110,737	4,656,463
II. SPECIAL FUNDS			
		Total book assets at close of year	Respondent's own issues included
21	(122) Insurance funds (p. 14)	\$	\$
22	(123) Sinking funds (p. 14)		
23	(124) Other special funds (p. 14)		
24	(125) Special deposits (p. 13)		425
25	Total special funds		425
III. INVESTMENTS			
26	(130) Investments in affiliated companies (pp. 16 and 17)	\$	x x x x x x x x
27	Undistributed earnings from certain investments in affiliated companies (p. 17A)		x x x x x x x x
28	(131) Other investments (pp. 18 and 19)		
29	(132) Reserve for revaluation of investments		x x x x x x x x
30	(132.5) Allowance for net unrealized loss on noncurrent marketable equity securities		
31	(133) Cash value of life insurance	506,863	430,864
32	Total investments	506,863	430,864
IV. PROPERTY AND EQUIPMENT			
33	(140) Transportation property (pp. 22 and 24)	\$ 12,035,789	x x x x x x x x
34	(150) Depreciation reserve—Transportation property (pp. 23 and 25)	3,272,826	8,762,963
35	(151) Acquisition adjustment (p. 26)		1,175
36	(158) Improvements on leased property (p. 24)	\$ 794,138	x x x x x x x x
37	(159) Amortization reserve—Leased property	542,453	251,685
38	(160) Noncarrier physical property (p. 27)	205,351	x x x x x x x x
39	(161) Depreciation reserve—Noncarrier physical property (p. 27)	33,268	172,083
40	Total property and equipment		185,639
		9,187,906	6,412,596
V. DEFERRED ASSETS			
41	(166) Claims pending		
42	(170) Other deferred assets	16,000	16,000
43	Total deferred assets	16,000	16,000

For compensating balances not legally restricted, see Schedule 102.

Continued on page 8A

200. COMPARATIVE GENERAL BALANCE SHEET—ASSET SIDE—Continued

Line No.	Item (a)	Balance at close of year (b)	Balance at beginning of year (c)
VI. DEFERRED DEBITS		\$	\$
44	(171) Incompleted voyage expenses	251,287	276,873
45	(175) Other deferred debits	2,903	2,873
46	(176) Accumulated deferred income tax charges (p. 17B)		
47	Total deferred debits	254,190	279,746
VII. ORGANIZATION			
48	(180) Organization expenses		
VII. COMPANY SECURITIES		\$	
49	(190) Reacquired and nominally issued long-term debt	XXXXXX	XXXXXX
50	(191) Reacquired and nominally issued capital stock	XXXXXX	XXXXXX
51	TOTAL ASSETS	12,076,121	11,796,094

NOTES AND REMARKS

200. COMPARATIVE GENERAL BALANCE SHEET—LIABILITY SIDE

For instructions covering this schedule, see the text pertaining to General Balance Sheet Accounts in the Uniform System of Accounts. The entries in this balance sheet should be consistent with those in the supporting schedules on the pages

indicated. The entries in column (c) should be restated to conform with the accounting requirements followed in column (b). All contra entries hereunder should be indicated in parenthesis.

Line No.	Item (a)	Balance at close of year (b)	Balance at beginning of year (c)
IX. CURRENT LIABILITIES			
52	(200) Notes payable (p. 27)		
53	(201) Affiliated companies—Notes and accounts payable (p. 27)	1,304,549	469,966
54	(202) Accounts payable	798,173	968,307
55	(203) Traffic and car-service balances—Cr		
56	(204) Accrued interest	67,313	110,122
57	(205) Dividends payable		
58	(206) Accrued taxes	55,306	73,297
59	(207) Deferred income tax credits (P. 17B)		
60	(208) Accrued accounts payable	166,854	156,020
61	(209) Other current liabilities		
62	Total current liabilities	2,392,195	1,777,712
X. LONG-TERM DEBT DUE WITHIN ONE YEAR			
63	(210) Equipment obligations and other long-term debt due within one year	298,705	1,449,903
XI. LONG-TERM DEBT DUE AFTER ONE YEAR			
		Total issued	Held by or for respondent
64	(211) Funded debt unmatured (pp. 28 and 29)	\$	\$
65	(212) Receivers' and trustees' securities (pp. 28 and 29)		
66	(212.5) Capitalized lease obligations		
67	(213) Affiliated companies—Advances payable		
68	(218) Discount on long-term debt		
69	(219) Premium on long-term debt		
70	Total long-term debt due after one year	3,702,015	3,694,896
XII. RESERVES			
71	(220) Maintenance reserves		
72	(221) Insurance reserves		
73	(222) Pension and welfare reserves		
74	(223) Amortization reserves—Intangible assets		
75	(229) Other reserves		
76	Total reserves		
XIII. DEFERRED CREDITS			
77	(230) Incompleted voyage revenues	1,068,279	913,673
78	(232) Other deferred credits		
79	(233) Accumulated deferred income tax credits (P. 17B)	1,093,394	919,347
80	Totals deferred credits	2,161,673	1,833,020
XIV. SHAREHOLDERS' EQUITY			
Capital stock			
		Total issued	Nominally issued securities
81	(240) Capital stock (p. 32)	\$	\$
82	(241) Capital stock subscribed		
83	(243) Discount and expense on capital stock		
84	Total capital stock	97,170	96,880
85	(245) Proprietorial capital (p. 34)		
Capital surplus			
86	(250) Capital surplus (p. 35)		
87	1. Premiums and assessments on capital stock		
88	2. Paid-in surplus		
89	3. Other capital surplus		
	Total capital surplus		

NOTE—Comparative General Balance Sheet—liability side is continued on page 10.

200. COMPARATIVE GENERAL BALANCE SHEET—LIABILITY SIDE—Concluded

Line No.	Item (a)	Balance at close of year (b)	Balance at beginning of year (c)
	<i>Retained income</i>	\$	\$
88	(260) Retained income—Appropriated		
89	(280) Retained income—Unappropriated (p. 35)	5,043,984	4,471,619
90	Total retained income	5,043,984	4,471,619
	<i>Treasury Stock</i>		
91	(280-1) Less: Treasury stock	1,619,621	1,527,936
92	Total capital and surplus	3,521,533	3,040,563
93	TOTAL LIABILITIES AND SHAREHOLDERS EQUITY	12,076,121	11,796,094

NOTE.—See page 10 for explanatory notes, which are an integral part of the comparative General Balance Sheet.

COMPARATIVE BALANCE SHEET EXPLANATORY NOTES

Footnotes listed below are provided for the purpose of disclosing supplementary information concerning matters which have an important effect on the financial condition of the carrier.

Show hereunder the estimated accumulated Federal income tax reductions realized since December 31, 1949, under section 168 (formerly section 124-A) and under section 167 of the Internal Revenue Code because of accelerated amortization of emergency facilities and accelerated depreciation of other facilities in excess of recorded depreciation. The amount to be shown in each case is the net accumulated tax reduction, that is, the reduction in Federal income taxes realized less subsequent increases in taxes due to expired or lower allowances for amortization or depreciation as a consequence of accelerated allowances in earlier years. In the event provision has been made in the accounts through appropriations of income or otherwise for the contingency of increase in future tax payments, the amounts thereof and the accounting performed should be shown. If the carrier has nothing to report insert the word "None."

Estimated accumulated net Federal income tax reduction realized since December 31, 1949, under section 168 (formerly section 124-A) of the Internal Revenue Code because of accelerated amortization of emergency facilities in excess of recorded depreciation: \$ None

Estimated accumulated saving in Federal income taxes resulting from computing book depreciation under Commission rules and computing tax depreciation using the items listed below: \$ 608,166

*Accelerated depreciation since December 31, 1953, under section 167 of the Internal Revenue Code.

*Guideline Lives since December 31, 1961, pursuant to Revenue Procedure 62-21.

*Guideline lives under Class Life System (Asset Depreciation Range) since December 31, 1970, as provided in the Revenue Act of 1971.

Estimated accumulated net income tax reduction utilized since December 31, 1961, because of the investment tax credit authorized in the Revenue Act of 1962, as amended: \$ 770,671

Amount of cumulative dividends in arrears: \$ None

Amount of principal, interest or sinking fund provisions of long-term debt in default: \$ None

Investment tax credit carryover at year end: \$ 88,273

Past service pension costs determined by actuaries at year end: \$ None

Total pension costs for year:

Normal costs: \$ 37,232

Amortization of past service costs: \$

Estimated amount of future earnings which can be realized before paying Federal income taxes because of unused and available net operating loss carryover on January 1 of the year following that for which the report is made: \$ None

State whether a segregated political fund has been established as provided by the Federal Election Campaign Act of 1971 (18 U.S.C. 610): YES NO X

Explanatory Notes are concluded on page 10A

COMPARATIVE BALANCE SHEET STATEMENT—EXPLANATORY NOTES—Concluded

Marketable Equity Securities - to be completed by companies with \$10.0 million or more in gross operating revenues.

1. Changes in Valuation Accounts

Not applicable - Respondent has not dealt in "Marketable Equity Securities"

	Cost	Market	Dr. (Cr) to Income	Dr. (Cr) to Stockholders Equity
	\$	\$	\$	
(Current year): Current Portfolio				X X X X X
as of / / Noncurrent Portfolio			X X X X X	\$
(Previous year): Current Portfolio			X X X X X	X X X X X
as of / / Noncurrent Portfolio			X X X X X	X X X X X

2. At / / , gross unrealized gains and losses pertaining to marketable equity securities were as follows:

	Gains	Losses
Current	\$	\$
Noncurrent		

3. A net unrealized gain (loss) of \$_____ on the sale of marketable equity securities was included in net income for _____ (year). The cost of securities sold was based on the _____ (method) cost of all the shares of each security held at time of sale.

Significant net realized and net unrealized gains and losses arising after date of the financial statements but prior to their filing, applicable to marketable equity securities owned at balance sheet date shall be disclosed below:

NOTE: / / - date = Balance sheet date of the current year unless specified as previous year.

NOTES AND REMARKS

300. INCOME ACCOUNT FOR THE YEAR

1. Give the Income Account of the respondent for the year in accordance with the rules prescribed in the Uniform System of Accounts. All contra entries hereunder should be indicated in parenthesis.

2. Line 5 includes only dividends from investments accounted for under the cost method. Line 11 includes only dividends accounted for under

the equity method. Line 12 includes the undistributed earnings from investments accounted for under the equity method. Line 13 represents the earnings (losses) of investee companies accounted for under the equity method.

Line No.	Item (a)	Amount for current year (b)	Amount for preceding year (c)
	ORDINARY ITEMS	\$	\$
	Water-Line Operating Income		
1	(300) Water-line operating revenues (p. 36)	15,145,025	13,763,483
2	(400) Water-line operating expenses (p. 37 or 39)	14,011,059	12,725,027
3	Net revenue from water-line operations	1,133,966	1,038,456
	OTHER INCOME		
4	(502) Income from noncarrier operations	5,965	9,275
5	(503) Dividend income (from investments under cost only)		
6	(504) Interest income	16,549	28,282
7	(505) Income from sinking and other special funds		
8	(506) Release of premium on long-term debt		
9	(507) Miscellaneous income		655,317
10	(508) Profits from sale or disposition of property (p. 41) (a1)	178,536	470,145
11	Dividend income (from investments under equity only) \$	xxxxxxxx	xxxxxxxx
12	Undistributed earnings (losses)	xxxxxxxx	xxxxxxxx
13	Equity in earnings (losses) of affiliated companies, (lines 11 and 12)		
14	Total other income	201,050	1,163,019
15	Total income (lines 3, 14)	1,335,016	2,201,475
	MISCELLANEOUS DEDUCTIONS FROM INCOME		
16	(523) Expenses of noncarrier operations	23,222	29,997
17	(524) Uncollectible accounts	8,509	14,340
18	(525) Losses from sale or disposition of property	1,338	964
19	(526) Maintenance of investment organization		
20	(527) Miscellaneous income charges	90,933	257,303
21	Total income deductions	124,002	302,604
22	Ordinary income before fixed charges (lines 15, 21)	1,211,014	1,898,871
	FIXED CHARGES		
23	(528) Interest on funded debt	353,088	186,595
24	(529) Interest on unfunded debt	2,917	1,641
25	(530) Amortization of discount on long-term debt		
26	Total fixed charges	356,005	188,236
27	(531) Unusual or infrequent items - Credit (Debit)		
28	Income (loss) from continuing operations before income taxes	855,009	1,710,635
	PROVISION FOR INCOME TAXES		
29	(532) Income taxes on income from continuing operations	108,597	63,495
30	(533) Provision for deferred taxes	174,047	428,605
31	Income (loss) from continuing operations	572,365	1,218,535
	DISCONTINUED OPERATIONS		
32	(534) Income (loss) from operations of discontinued segments*		
33	(536) Gain (loss) from disposal of discontinued segments*		
34	Total income (loss) from discontinued operations		
35	Income (loss) before extraordinary items	572,365	1,218,535
	EXTRAORDINARY ITEMS AND ACCOUNTING CHANGES		
36	(570) Extraordinary items - Net Credit (Debit) (p. 41)		
37	(590) Income taxes on extraordinary items - Debit (Credit) (p. 41)		
38	(591) Provision for deferred taxes - Extraordinary items		
39	Total extraordinary items - Credit (Debit)		
40	(592) Cumulative effect of changes in accounting principles*		
41	Total extraordinary items and accounting changes		
42	Net income (lines 35, 41)	572,365	1,218,535

*See footnote on page 12

INCOME ACCOUNT FOR THE YEAR—Concluded

* Less applicable income taxes of:

534	Income (loss) from operations of discontinued segments	\$ -0-
536	Gain (loss) from disposal of discontinued segments	-0-
592	Cumulative effect of changes in accounting principles	-0-

EXPLANATORY NOTES

The notes listed below are provided for the purpose of disclosing supplementary information concerning items of income for the current year. The explanation of items included in accounts 570, "Extraordinary items"; and 590, "Federal income taxes on extraordinary items" are to be disclosed in Schedule 396, page 41.

Indicate method elected by carrier, as provided in the Revenue Act of 1971, to account for the investment tax credit:

Flow-through ☒ Deferral _____

If flow-through method elected, indicate net decrease (or increase) in tax accrual because of investment tax credit \$ 148,376

If deferral method was elected, indicate amount of investment tax credit utilized as a reduction of tax liability for current year \$ -0-

Deduct amount of current year's investment tax credit applied to reduction of tax liability but deferred for accounting purposes (-0-)

Balance of current year's investment tax credit used to reduce current year's tax accrual \$ 148,376

Add amount of prior year's deferred investment tax credits being amortized and used to reduce current year's tax accrual \$ _____

Total decrease in current year's tax accrual resulting from use of investment tax credits \$ 148,376

Show the amount of investment tax credit carryover at year end \$ 88,273

Schedule 205.—COMPENSATING BALANCES AND SHORT-TERM BORROWING ARRANGEMENTS

Using the following notes as a guideline, show the requirements of compensating balances and short-term borrowing arrangements if operating revenues are \$10 million or more. Footnote disclosure is required even though the arrangement is not reduced to writing.

1. Disclose compensating balances not legally restricted, lines of credit used and unused, average interest rate of short-term borrowings outstanding at balance sheet date, maximum amount of outstanding borrowings during the period and the weighted average rate of those borrowings.
2. Time deposits and certificates of deposit constituting compensating balances not legally restricted should be disclosed.
3. Compensating balance arrangements need only be disclosed for the latest fiscal year.
4. Compensating balances under an agreement which legally restricts the use of such funds, and which constitute support for short-term borrowing arrangements, should be included in **Schedule 206, account 102, Special cash deposits.**
5. Compensating balances under an agreement which legally restricts the use of such funds and which constitute support for long-term borrowing arrangements and are reported in account 125, **Special deposits, should also be separately disclosed below.**
6. Compensating balance arrangements are sufficiently material to require disclosure in footnotes when the aggregate of written and oral agreement balances amount to 15 percent or more of liquid assets (current cash balances, restricted and unrestricted plus marketable securities).
7. When a carrier is not in compliance with a compensating balance requirement, that fact should be disclosed along with stated and possible sanctions whenever such possible sanctions may be immediate (not vague or unpredictable) and material.

1. No compensating balance arrangement in effect. ✓
2. No formal short term line of credit established.

Schedule 103.—SPECIAL DEPOSITS

For other than compensating balances, state separately each item of \$10,000 or more reflected in account 102. Special deposits, at the close of the year. Items of less than \$10,000 may be combined in a single entry and described as "Minor items less than \$10,000." For compensating balances, state separately the total amounts held on behalf of respondent and held on behalf of others.

Line No.	Purpose of deposit (b)	Balance at close of year (c)
	Interest special deposits:	\$
1		
2		
3		
4		
5		
6	Total	
	Dividend special deposits:	
7		
8		
9		
10		
11		
12	Total	
	Miscellaneous special deposits:	
13	Minor items less than \$10,000	1,667
14		
15		
16		
17		
18	Total	1,667
	Compensating balances legally restricted:	
19	Held on behalf of respondent	
20	Held on behalf of others	
21	Total	

214. NOTES RECEIVABLE

1. Give particulars of the various debtors and the character of the transactions involved in accounts No. 105, "Notes receivable," and 106, "Affiliated companies—Notes and accounts receivable."
2. List every item in excess of \$10,000 and state its date of issue and date of maturity.

3. For debtors whose balances were severally less than \$10,000, a single entry may be made under a caption "Minor accounts, each less than \$10,000."
4. State totals separately for each account.

Line No.	Name of debtor (a)	Character of asset or of transaction (b)	Date of issue (c)	Date of maturity (d)	Balance at close of year (e)
					\$
1	A/C No. 105 - Notes Receivable				
2	Port of Bay City	Dock Construction	5-16-77	5-17-78	70,000
3	Lester Eason	Purchase of boat "CURLEW"	1-5-77	1-5-80	3,636
4	J. J. Robertson	Employee Loan	4-11-77	4-11-78	2,163
5	TOTAL				75,799
6					
7	A/C No. 106 - Affiliated Companies Notes & Accounts Receivable				
8	Ocean Bulk Carriers, Inc.			Various	750
9					
10					
11					
12					
13					
14					
15					

215. SPECIAL DEPOSITS

Give particulars of each item of special deposits at the close of the year amounting to \$50,000 or more in account No. 125, "Special deposits." Items of less than \$50,000 may be combined in a single entry designated

"Minor items, each less than \$50,000."

2. If any such deposits consisted of anything other than cash, give full particulars in a footnote.

Line No.	Name of depositary (a)	Occasion for, purpose of, and other particulars of the deposit (b)	Amount at close of year (c)
			\$
1	Minor Items, each less than \$50,000		425
2			
3			
4			
5			
6			
7			
8			
9			
10			
11			
12			
13			
14			
15			
16			
17			
18			
19			
20		TOTAL	425

216. INSURANCE, SINKING, AND OTHER SPECIAL FUNDS

1. Give the particulars called for with respect to funds included in accounts Nos. 122, "Insurance funds"; 123, "Sinking funds"; and 124, "Other special funds."
 2. In the second section of the schedule show the particulars of the several funds on the same lines and in the same order as in the first section.
 3. In column (b) give the name by which the fund is designated in the respondent's records; the kind of fund, such as sinking, savings, hospital, insurance, pension, and relief; the rate of interest (if any); and the date of maturity.
 4. Insert totals separately for each account. If any such totals of columns (d) and (g) are not

the same as those stated in columns (a) and (c), respectively, in the general balance sheet statement, full explanation of the differences should be made by footnote.

5. Entries in column (g) should be the sums of corresponding entries in columns (d) and (e), less those shown in column (f), and the sum of entries in columns (h), (j), and (l) should equal those in column (g).

6. All conversions of cash into securities, or vice versa, shall be treated as withdrawals from the fund in column (f) and as additions to the fund in column (e).

Line No.	Account No. (a)	Name, kind, and purpose of fund (b)	Name of trustee or depositary (c)	Balance at beginning of year—Book value (d)
1		None		\$
2				
3				
4				
5				
6				
7				
8				
9				
10				
11				
12				
13				
14				
15				
16				
17				
18				
19				
20				

Line No.	Additions during the year—book value (e)	Withdrawals during the year—Book value (f)	Balance at close of year—Book value (g)	ASSETS IN FUNDS AT CLOSE OF YEAR				
				Cash (h)	SECURITIES ISSUED OR ASSUMED BY RESPONDENT		OTHER SECURITIES AND INVESTED ASSETS	
					Par value (i)	Book value (j)	Par value (k)	Book value (l)
1	\$	\$	\$	\$	\$	\$	\$	\$
2								
3								
4								
5								
6								
7								
8								
9								
10								
11								
12								
13								
14								
15								
16								
17								
18								
19								
20								

GENERAL INSTRUCTIONS CONCERNING RETURNS IN SCHEDULES 217 AND 218

1. Schedules 217 and 218 should give particulars of stocks, bonds, other secured obligations, unsecured notes, and investment advances of affiliated and nonaffiliated companies held by respondent at close of year specifically as investments including obligations of the United States, of a State or local government, or of an individual, so held; investments made, disposed of, or written down during the year; and dividends and interest credited to income. They should exclude securities issued or assumed by respondent. For definition of affiliated companies, see the rules governing account No. 130, "Investments in affiliated companies," in the Uniform System of Accounts.

2. These investments should be subdivided to show the par value pledged, unpledged, and held in fund accounts. Under "pledged" include the par value of securities recorded in accounts Nos. 130, "Investments in affiliated companies," and 131, "Other investments," which are deposited with some pledgee or other trustee, or held subject to the lien of a chattel mortgage, or subject to any other restriction or condition which makes them unavailable for general corporate purposes. "Unpledged" should include all securities held by or for the respondent free from any lien or restriction, recorded in the accounts mentioned above. Under "In sinking, insurance, and other special funds" include the par value of securities recorded in accounts Nos. 122, "Insurance funds"; 123, "Sinking funds"; and 124, "Other special funds."

3. List the investments in the following order and show a total for each group and each class of investments by accounts in numerical order:

(A) Stocks:

- (1) Carriers—active
- (2) Carriers—inactive
- (3) Noncarriers—active
- (4) Noncarriers—inactive.

(B) Bonds (including U.S. Government Bonds):

(C) Other secured obligations:

(D) Unsecured notes:

(E) Investment advances:

4. The subclassification of classes (B), (C), (D), and (E) should be the same as that provided for class (A).

5. The kinds of industry represented by respondent's investments in the securities of other companies should be shown by symbol opposite the names of the issuing corporations, the symbols and industrial classifications to be as follows:

<i>Symbol</i>	<i>Kind of industry</i>
I.	Agriculture, forestry, and fisheries.
II	Mining.
III	Construction.
IV	Manufacturing.
V	Wholesale and retail trade.
VI	Finance, insurance, and real estate.
VII	Transportation, communications, and other public utilities.
VIII	Services.
IX	Government.
X	All other.

6. By carriers, as the term is here used, is meant companies owning or operating steam railways, facilities auxiliary thereto such as bridges, ferries, union depots, and other terminal facilities, sleeping cars, parlor cars, dining cars, freight cars, express service and facilities, electric railways, highway motor vehicles, steamboats and other marine transportation equipment, pipe lines (other than those for transportation of water), and other instrumentalities devoted to the transportation of persons or property for hire. Telegraph and telephone companies are not meant to be included.

7. Noncarrier companies should, for the purposes of these schedules, include telephone companies, telegraph companies, mining companies, manufacturing companies, hotel companies, etc. Purely "holding companies" are to be classed as noncarrier companies, even though the securities held by such companies are largely or entirely those issued or assumed by carriers.

8. By an active corporation is meant one which maintains an organization for operating property or administering its financial affairs. An inactive corporation is one which has been practically absorbed in a controlling corporation, and which neither operates property nor administers its financial affairs; if it maintains an organization it does so only for the purpose of complying with legal requirements and maintaining title to property or franchises.

217. INVESTMENTS IN AFFILIATED COMPANIES

Give particulars of investments in stocks, bonds, other secured obligations, unsecured notes, and investment advances of companies affiliated with respondent, included in accounts Nos. 122, "Insurance funds"; 123, "Sinking funds"; 124, "Other special funds"; and 130, "Investments in affiliated companies."

Entries in this schedule should be made in accordance with the definitions and general instructions given on page 15, classifying the investments by means of letters, figures, and symbols in columns (a), (b) and (c).

Indicate by means of an arbitrary mark in column (d) the obligation in support of which any

security is pledged, mortgaged, or otherwise encumbered, giving names and other important particulars of such obligations in footnotes.

Give totals for each class and for each subclass, and a grand total for each account.

Entries in column (d) should show date of maturity of bonds and other evidences of indebtedness. In case obligations of the same designation mature serially, the date in column (d) may be reported as "Serially 19__ to 19__." In making entries in this column, abbreviations in common use in standard financial publications may be used where necessary on account of limited space.

Line No.	Account No. (a)	Class No. (b)	Kind of Industry (c)	Name of issuing company and description of security held, also lien reference, if any (d)	Extent of control (e)	INVESTMENTS AT CLOSE OF YEAR			
						PAR VALUE OF AMOUNT HELD AT CLOSE OF YEAR			
						Pledged (f)	Unpledged (g)	In sinking insurance, and other special funds (h)	Total par value (i)
					% \$	\$	\$	\$	\$
1				None					
2									
3									
4									
5									
6									
7									
8									
9									
10									
11									
12									
13									
14									
15									
16									
17									
18									
19									
20									
21									
22									
23									
24									
25									
26									
27									
28									
29									
30									
31									
32									
33									
34									
35									
36									
37									
38									
39									
40									
41									
42									
43									
44									
45									
46									
47									

217. INVESTMENTS IN AFFILIATED COMPANIES—Concluded

If any of the companies included in this schedule are controlled by respondent, the percent of control should be given in column (e). In case any company listed is controlled other than through actual ownership of securities, give particulars in a footnote. In cases of joint control, give names of other parties and particulars of control.

For nonpar stock, show the number of shares in lieu of the par value in columns (f), (g), (h), (i), (k), and (m).

In reporting advances, columns (f), (g), (h), (i), (k), and (m) should be left blank. If any advances are pledged, give particulars in a footnote. Particulars of investments made, disposed of, or written down during the year should be given in columns (k) to (o), inclusive. If the cost of any

investment made during the year differs from the book value reported in column (i), explain the matter in a footnote. By "cost" is meant the consideration given minus accrued interest or dividends included therein. If the consideration given or received for such investments was other than cash, describe the transaction in a footnote. Identify all entries in column (n), which represent a reduction in the book value of securities by symbol and give full explanation in a footnote in each case.

This schedule should not include securities issued or assumed by respondent.

Line No.	INVESTMENTS AT CLOSE OF YEAR	INVESTMENTS MADE DURING YEAR		INVESTMENTS DISPOSED OF OR WRITTEN DOWN DURING YEAR			DIVIDENDS OR INTEREST DURING YEAR	
	Total book value (j)	Par value (k)	Book value (l)	Par value (m)	Book value (n)	Selling price (o)	Rate (p)	Amount credited to income (q)
	\$	\$	\$	\$	\$	\$	%	\$
1								
2								
3								
4								
5								
6								
7								
8								
9								
10								
11								
12								
13								
14								
15								
16								
17								
18								
19								
20								
21								
22								
23								
24								
25								
26								
27								
28								
29								
30								
31								
32								
33								
34								
35								
36								
37								
38								
39								
40								
41								
42								
43								
44								
45								
46								
47								

SCHEDULE 219. — UNDISTRIBUTED EARNINGS FROM CERTAIN INVESTMENTS IN AFFILIATED COMPANIES

1. Report below the details of all investments in common stocks included in account 130, Investments in Affiliated Companies, which qualify for the equity method under instruction 23 in the Uniform System of Accounts for Inland and Coastal Waterways Carriers.

2. Enter in column (c) the amount necessary to retroactively

adjust those investments qualifying for the equity method of accounting in accordance with instruction 23 (e) (11) of the Uniform System of Accounts.

3. Enter in column (d) the share of undistributed earnings (i.e., less dividends) or losses.

4. Enter in column (e) the amortization for the year of the ex-

cess of cost over equity in net assets (equity over cost) at date of acquisition. (See instruction 23 (e) (4).)

5. The total of column (g) must agree with column (b), line 27, schedule 200.

6. For definition of "carrier" and "noncarrier", see general instructions 6 and 7 on page 13.

Line No.	Name of issuing company and description of security held (a)	Balance at beginning of year (b)	Adjustment for investments qualifying for equity method (c)	Equity in undistributed earnings (losses) during year (d)	Amortization during year (e)	Adjustment for investments disposed of or written down during year (f)	Balance at close of year (g)
	Carriers: (List specifics for each company)	\$	\$	\$	\$	\$	\$
1	None						
2							
3							
4							
5							
6							
7							
8							
9							
10							
11							
12							
13							
14							
15							
16							
17							
18	Total						
19	Noncarriers: (Show totals only for each column)						
20	Total (lines 18 and 19)						

SCHEDULE 220. — ANALYSIS OF FEDERAL INCOME AND OTHER TAXES DEFERRED

1. In column (a) are listed the particulars which most often cause a differential between taxable income and pretax accounting income. Other particulars which cause such a differential should be listed under the caption "Other", including State and other taxes deferred if computed separately. Minor items each less than \$100,000 may be combined in a single entry under "Other".

2. Indicate in column (b) the beginning of the year balance of accumulated deferred tax credits (debits) applicable to each particular in column (a).

3. Indicate in column (c) the net change in accounts 117, 176, 207 and 233 for the net tax effect of timing difference originating and reversing in the current accounting period.

4. The total of net credits (charges) for the current year in column (c) should agree with the contra charges (credits) to account 533, Provision for deferred taxes, and account 591, Provision for deferred taxes-extraordinary and prior period items, for the current year.

5. Indicate in column (d) any adjustments as appropriate, including adjustments to eliminate or reinstate deferred tax effects (credits or debits) due to applying or recognizing a loss carryforward or a loss carry-back.

6. Indicate in column (e) the cumulative total of columns (b), (c) and (d). The total of column (e) must agree with the balances in accounts 117, 176, 207 and 233.

Line No.	Particulars (a)	Beginning of Year Balance (b)	Net Credits (Charges) for Current Year (c)	Adjustments (d)	End of Year Balance (e)
1	Accelerated depreciation, Sec. 167 I.R.C.: Guideline lives pursuant to Rev. Proc 62-21	\$ 919,347	\$ 174,047	\$	\$ 1,093,394
2	Accelerated amortization of facilities Sec. 168 I.R.C.				
3	Other (Specify)				
4					
5					
6					
7	Investment tax credit				
8	TOTALS	919,347	174,047		1,093,394

Notes and Remarks

218. OTHER INVESTMENTS

1. Give particulars of investments in stocks, bonds, other secured obligations, unsecured notes, and investment advances of others than affiliated companies, included in accounts Nos. 122, "Insurance funds"; 123, "Sinking funds"; 124, "Other special funds"; and 131, "Other investments."

2. Entries in this schedule should be made in accordance with the definitions and general instructions given on page 15, classifying the investments by means of letters, figures, and symbols in columns (a), (b) and (c). Investments in U. S. Treasury obligations may be reported as one item.

3. Indicate by means of an arbitrary mark in column (d) the obligation in support of which any security is pledged, mortgaged, or otherwise encumbered, giving names and other important particulars of such obligations in footnotes.

4. Give totals for each class and for each subclass, and a grand total for each account.

5. Entries in column (d) should show date of maturity of bonds and other evidences of indebtedness. In case obligations of the same designation mature serially, the date in column (d) may be reported as "Serially 19____ to 19____."

Line No.	Account No.	Class No. (b)	Kind of industry (c)	Name of issuing company or government and description of security held, also lien reference, if any (d)	INVESTMENTS AT CLOSE OF YEAR			
					PAR VALUE OF AMOUNT HELD AT CLOSE OF YEAR			
					Pledged (e)	Unpledged (f)	In sinking, insurance, and other special funds (g)	Total par value (h)
1				None	\$	\$	\$	\$
2								
3								
4								
5								
6								
7								
8								
9								
10								
11								
12								
13								
14								
15								
16								
17								
18								
19								
20								
21								
22								
23								
24								
25								
26								
27								
28								
29								
30								
31								
32								
33								
34								
35								
36								
37								
38								
39								
40								
41								
42								
43								
44								
45								
46								
47								
48								
49								
50								
51								
52								

218. OTHER INVESTMENTS—Concluded

6. For nonpar stock, show the number of shares in lieu of the par value in columns (e), (f), (g), (h), (j), and (l).

7. In reporting advances, columns (e), (f), (g), (h), and (l) should be left blank. If any advances are pledged, give particulars in a footnote.

8. Particulars of investments made, disposed of, or written down during the year should be given

in columns (j) to (n), inclusive. If the cost of any investment made during the year differs from the book value reported in column (k), explain the matter in a footnote. By "cost" is meant the consideration given minus accrued interest or dividends included therein. If the consideration given or received for such investments was other than cash, describe the transaction in a footnote. Identify all entries in column (m) which represent a reduction in the book value of securities by symbol and give full explanation in a footnote in each case.

Line No.	INVESTMENT AT CLOSE OF YEAR	INVESTMENTS MADE DURING YEAR		INVESTMENTS DISPOSED OF OR WRITTEN DOWN DURING YEAR			DIVIDENDS OR INTEREST DURING YEAR	
	Total book value (i)	Par value (j)	Book value (k)	Par value (l)	Book value (m)	Selling price (n)	Rate (o) %	Amount credited to income (p) \$
1	\$	\$	\$	\$	\$	\$	%	\$
2								
3								
4								
5								
6								
7								
8								
9								
10								
11								
12								
13								
14								
15								
16								
17								
18								
19								
20								
21								
22								
23								
24								
25								
26								
27								
28								
29								
30								
31								
32								
33								
34								
35								
36								
37								
38								
39								
40								
41								
42								
43								
44								
45								
46								
47								
48								
49								
50								
51								
52								

221. SECURITIES, ADVANCES, AND OTHER INTANGIBLES OWNED OR CONTROLLED THROUGH NONREPORTING CARRIER AND NONCARRIER SUBSIDIARIES

Give particulars of investments represented by securities and advances (including securities issued or assumed by respondent), and of other intangible property, indirectly owned or controlled by respondent through any subsidiary which does not report to the Commission under the provisions of Part I or Part III of the Interstate Commerce Act, without regard to any question of whether the company issuing the securities, or the obligor, is controlled by the subsidiary. This schedule should include all securities, open account advances, and other intangible property owned or controlled by nonreporting companies shown in schedules 104A, 104B, and 217, as well as those owned or controlled by any other organization or individual whose action respondent is enabled to determine. Investments in U.S. Treasury obligations may be combined in a single item.

ty owned or controlled by nonreporting companies shown in schedules 104A, 104B, and 217, as well as those owned or controlled by any other organization or individual whose action respondent is enabled to determine.
Investments in U.S. Treasury obligations may be combined in a single item.

Line No.	Class No. (a)	Name of issuing company and security or other intangible thing in which investment is made (List on same line in second section and in same order as in first section) (b)	INVESTMENTS AT CLOSE OF YEAR		INVESTMENTS MADE DURING YEAR	
			Total par value (c)	Total book value (d)	Par value (e)	Book value (f)
1		None	\$	\$	\$	\$
2						
3						
4						
5						
6						
7						
8						
9						
10						
11						
12						
13						
14						
15						
16						
17						
18						
19						
20						
21						
22						
23						
24						

221. SECURITIES, ADVANCES, AND OTHER INTANGIBLES OWNED OR CONTROLLED THROUGH NONREPORTING
CARRIER AND NONCARRIER SUBSIDIARIES—Concluded

Line No.	INVESTMENTS DISPOSED OF OR WRITTEN DOWN DURING YEAR			Names of subsidiaries in connection with things owned or controlled through them (j)
	Par value (g)	Book value (h)	Selling price (i)	
	\$	\$	\$	
1				
2				
3				
4				
5				
6				
7				
8				
9				
10				
11				
12				
13				
14				
15				
16				
17				
18				
19				
20				
21				
22				
23				
24				

222. PROPERTY AND EQUIPMENT

Give particulars of balances at the beginning and close of the year and of all changes during the year in the book cost and depreciation reserve for property and equipment. The balances by primary accounts should be stated in columns (b), (f), (g), and (h) and all changes made during the year would be analyzed in columns (c) to (e) and (i) to (j), inclusive.

The entries made in column (c) of this schedule should be as follows: Under section A, "Owned property," there should be reported the amounts which represent the cost to the reporting carrier of constructing or acquiring transportation property and equipment during the year and of making additions thereto and improvements thereon, as well as the cost during the year of making additions and improvements to physical property owned by the carrier and used for transportation purposes at, or before, the beginning of the year; under section B, "Leased property," there should be reported the amounts which represent the cost to the reporting carrier during the year of additions and improvements to transportation property leased from others under long-term contracts, in cases where such cost is not chargeable to the owning company.

In Section A, Account No. 149, "Construction work in progress," should be subdivided as applicable by account numbers 141 to 148, and by subaccount letters (a) to (d).

In Section B, Account No. 158, "Improvements on leased property," should be subdivided as applicable according to the account numbers 141 to 149, and subaccount letters (a) to (d), as shown in Section A, owned property.

Both the debits and credits applicable to the book cost and the depreciation reserve for property involved in each transfer, adjustment, or clearance between transportation property and equipment accounts should be included in the columns designated "Transfers during year." Also the transfer of prior year's debits or credits from investment in transportation property and equipment to operating expenses or other accounts, or vice versa, should be included in the columns designated "Transfers during year." Important adjustment items should be fully explained and citations of the Interstate Commerce Commission's authority for acquisitions should be given in footnotes.

Line No.	Account (a)	BOOK COST				
		Balance at beginning of year (b)	Additions during year (c)	Retirements during year (d)	Transfers during year (e)	Balance at close of year (f)
	A. OWNED PROPERTY					
	(140) TRANSPORTATION PROPERTY					
	Floating equipment:					
	(141) Line equipment	x x x x x	x x x x x	x x x x x	x x x x x	x x x x x
1	(a) Self-propelled cargo or passenger					
2	carrying vessels (by individual units)					
3						
4						
5						
6						
7						
8						
9	(b) Towboats	2,611,316	15,920	146,875		2,480,361
10	(c) Cargo barges	5,893,767	2,768,535		582,006	8,080,296
11	(d) Other					
	(142) Harbor equipment	x x x x x	x x x x x	x x x x x	x x x x x	x x x x x
12	(a) Ferryboats					
13	(b) Motor launches and transfer boats	161,179		4,899		156,280
14	(c) Barges, lighters, car and other floats					
15	(d) Tugboats					
16	(143) Miscellaneous floating equipment					
	Terminal property and equipment:	x x x x x	x x x x x	x x x x x	x x x x x	x x x x x
	(144) Buildings and other structures	x x x x x	x x x x x	x x x x x	x x x x x	x x x x x
17	(a) General office, shop and garage					
18	(b) Cargo handling facilities, storage warehouses and special service structures	x x x x x	x x x x x	x x x x x	x x x x x	x x x x x
19	(c) Other port service structures					
20	(d) Other structures not used directly in waterline transportation	x x x x x	x x x x x	x x x x x	x x x x x	x x x x x
	(145) Office and other terminal equipment	x x x x x	x x x x x	x x x x x	x x x x x	x x x x x
21	(a) General office, shop and garage	140,591	27,027			167,618
22	(b) Terminal equipment for cargo handling, warehouses and special services	134,534	31,097			165,631
23	(c) Other port services equipment					
24	(d) Other equipment not used directly in waterline transportation	x x x x x	x x x x x	x x x x x	x x x x x	x x x x x
25	(146) Motor and other highway equipment	160,147	57,910	21,948		196,109

222. PROPERTY AND EQUIPMENT—Continued

Line No.	DEPRECIATION RESERVE					RETIREMENTS	
	Balance at beginning of year (g)	Additions during year (h)	Retirements during year (i)	Transfers during year (j)	Balance at close of year (k)	Salvage, including insurance (l)	Net gain (or loss) (m)
1	x x x x x	x x x x x	x x x x x	x x x x x	x x x x x	x x x x x	x x x x x
2							
3							
4							
5							
6							
7							
8							
9	967,308	144,490	143,982		967,816	135,000	
10	2,081,945	332,681		506,775	1,907,851		
11							
12	x x x x x 66,655	x x x x x 13,752	x x x x x 4,801	x x x x x	x x x x x 75,606	x x x x x	x x x x x
13							
14							
15							
16							
17	x x x x x x x x x x	x x x x x x x x x x	x x x x x x x x x x	x x x x x x x x x x	x x x x x x x x x x	x x x x x x x x x x	x x x x x x x x x x
18	x x x x x	x x x x x	x x x x x	x x x x x	x x x x x	x x x x x	x x x x x
19							
20	x x x x x	x x x x x	x x x x x	x x x x x	x x x x x	x x x x x	x x x x x
21	67,875	23,593			91,468		
22	109,831	6,789			116,620		
23							
24	x x x x x	x x x x x	x x x x x	x x x x x	x x x x x	x x x x x	x x x x x
25	105,783	27,436	19,753		113,466		

222. PROPERTY AND EQUIPMENT—Continued

Line No.	Account (a)	BOOK COST				
		Balance at beginning of year (b)	Additions during year (c)	Retirements during year (d)	Transfers during year (e)	Balance at close of year (f)
	A. OWNED PROPERTY—Continued					
	Land and land rights:					
	(147) Land _____	x x x x	x x x x	x x x x	x x x x	x x x x
26	(a) General office, shop and garage _____					
27	(b) Cargo handling, warehouses and special service _____					
28	(c) Other port service _____					
29	(d) Other land not used directly in water-line transportation _____					
	(148) Public improvements _____	x x x x	x x x x	x x x x	x x x x	x x x x
30	(a) Related to water-line transportation _____					
31	(b) Not directly related to water-line transportation _____					
	(149) Construction work in progress _____	x x x x	x x x x	x x x x	x x x x	x x x x
32	A/C 141 B Towboats -0-	-0-				-0-
33	A/C 141A Cargo Barges 278,391	278,391	3,279,638		2,768,535	789,494
34						
35						
36						
37	GRAND TOTAL OWNED PROPERTY	9,379,925	6,180,127	173,722	3,350,541	12,035,789
	B. LEASED PROPERTY					
	(158) Improvements on leased property:	x x x x	x x x x	x x x x	x x x x	x x x x
38	A/C 141 B Towboats 699,968	699,968	19,165			719,133
39	A/C 144 B Dock Impr. 14,981	14,981				14,981
40	A/C 141 A Cargo Barge 60,024		60,024			60,024
41						
42						
43						
44						
45						
46						
47						
48						
49						
50						
51						
52						
53						
54	GRAND TOTAL LEASED PROPERTY	714,949	79,189			794,138

222. PROPERTY AND EQUIPMENT—Concluded

Line No.	DEPRECIATION RESERVE					RETIREMENTS	
	Balance at beginning of year (g)	Additions during year (h)	Retirement during year (i)	Transfers during year (j)	Balance at close of year (k)	Salvage, including insurance (l)	Net gain (or loss) (m)
	x x x x x x x x	x x x x x x x	x x x x x x x	x x x x x x x	x x x x x x x	x x x x x x x	x x x x x x x
26							
27							
28							
29	x x x x x x x x	x x x x x x x	x x x x x x x	x x x x x x x	x x x x x x x	x x x x x x x	x x x x x x x
30							
31	x x x x x x x x	x x x x x x x	x x x x x x x	x x x x x x x	x x x x x x x	x x x x x x x	x x x x x x x
32							
33							
34							
35							
36							
37	3,399,397	548,741	168,536	506,775	3,272,827		
	x x x x x x x x	x x x x x x x	x x x x x x x	x x x x x x x	x x x x x x x	x x x x x x x	x x x x x x x
38	466,920	70,593			537,513		
39	2,775	1,665			4,440		
40		500			500		
41							
42							
43							
44							
45							
46							
47							
48							
49							
50							
51							
52							
53							
54	469,695	72,758			542,453		

Schedule 250.—RENTAL EXPENSE OF LESSEE

Complete this schedule only if (a) carrier operating revenues are \$10 million or more and (b) if gross rental expense in the most recent fiscal year exceeds one percent of operating revenue.

Otherwise, show total rental expense (reduced by rentals from subleases) entering into the determination of results of operations for each period for which an income statement is presented. Rental payments under short-term leases for a month or less which are not expected to be renewed need not be included. Contingent rentals, such as those based on usage or sales, shall be reported separately from the basic or minimum rentals.

Line No.	Type of lease (a)	Current Year (b)	Prior Year (c)
	Financing leases:	\$	\$
1	Minimum rentals		
2	Contingent rentals		
3	Sublease rentals	()	()
4	Total financing leases	None	
	Other leases:		
5	Minimum rentals		
6	Contingent rentals		
7	Sublease rentals	()	()
8	Total other leases		
9	Total rental expense of lessee	Not Applicable	

NOTE: As used in schedules 250 through 254, a "financing lease" is defined as a lease which, during the noncancellable lease period, either (a) covers 75% or more of the economic life of the property or (b) has terms which assure the lessor a full recovery of the fair market value (which would normally be represented by his investments) of the property at the inception of the lease plus a reasonable return on the use of the assets invested subject only to limited risk in the realization of the residual interest in the property and the credit risks generally associated with secured loans.

Schedule 251.—MINIMUM RENTAL COMMITMENTS

Complete this schedule only if (a) carrier operating revenues are \$10 million or more and (b) gross rental expense in the most recent fiscal year exceeds one percent of operating revenue.

Show the minimum rental commitments under all noncancellable leases, as of the date of the latest balance sheet presented, in the aggregate (with disclosure of the amounts applicable to noncapitalized financing leases) for (a) each of the five succeeding fiscal years; (b) each of the next three five-year periods; and, (c) the remainder as a single amount. The amounts so determined should be reduced by rentals to be received from existing noncancellable subleases (with disclosure of the amounts of such rentals). For purposes of this rule, a noncancellable lease is defined as one that has an initial or remaining term of more than one year and is noncancellable, or is cancellable only upon the occurrence of some remote contingency or upon the payment of a substantial penalty.

Line No.	Year ended (a)	A			B	
		Financing leases (b)	Other Leases (c)	Total (d)	Sublease rentals*	
					Financing leases (e)	Other leases (f)
1	1978					
2	1979					
3	1980					
4	1981					
5	1982					
6	1983-1987					
7	1988-1992					
8	1993-1997					
9	1998- +					

* The rental commitments reported in Part A of this schedule have been reduced by these amounts.

Schedule 252.—LEASE DISCLOSURE

Complete this schedule only if carrier operating revenues are \$10 million or more.

Relate in general terms: (a) the basis for calculating rental payments if dependent upon factors other than the lapse of time; (b) existence and terms of renewal or purchase options, escalation clauses, etc.; (c) the nature and amount of related guarantees made or obligations assumed; (d) restrictions on paying dividends, incurring additional debt, further leasing, etc.; and, (e) any other information necessary to assess the effect of lease commitments upon the financial position, results of operations, and changes in financial position of the lessee.

Line No.	
(a)	
1	Not Applicable
2	
3	
4	
5	
6	
7	
8	
(b)	
9	
10	
11	
12	
13	
14	
15	
16	
(c)	
17	
18	
19	
20	
21	
22	
23	
24	
(d)	
25	
26	
27	
28	
29	
30	
31	
32	
(e)	
33	
34	
35	
36	
37	
38	
39	
40	

Schedule 253.—LEASE COMMITMENTS—PRESENT VALUE

Complete this schedule only if (a) carrier operating revenues are \$10 million or more and (b) if the present value of the minimum lease commitments are more than five percent of the sum of the long-term debt, stockholders' equity and the present value of the minimum lease commitments, or if the impact on net income (as computed in schedule 254, Income impact—Lessee) is three percent or more of the average net income for the most recent three years.

Show all noncapitalized financing leases, the present value of the minimum lease commitments in the aggregate and by major categories of properties. Present values shall be computed by discounting net lease payments (after subtracting, if practicable, estimated, or actual amounts, if any, applicable to taxes, insurance, maintenance and other operating expenses) at the interest rate implicit in the terms of each lease at the time of entering into the lease.

Show either the weighted average interest rate (based on present value) and range of rates or specific interest rates for all lease commitments.

Line No.	Asset category (a)	Present value		Range		Weighted average	
		Current Year (b)	Prior Year (c)	Current Year (d)	Prior Year (e)	Current Year (f)	Prior Year (g)
	Not Applicable	\$	\$	%	%	%	%
1	Structures						
2	Revenue equipment						
3	Shop and garage equipment						
4	Service cars and equipment						
5	Noncarrier operating property						
	Other (Specify):						
6							
7							
8							
9							
10	Total						

Schedule 254.—INCOME IMPACT—LESSEE

Complete this schedule only if carrier operating revenues are \$10 million or more.

If the impact on net income is less than three percent of the average net income for the most recent three years, a statement to that effect will suffice to complete this schedule. Otherwise, show the impact on net income for each period for which an income statement is presented if all noncapitalized financing leases were capitalized, related assets were amortized on a straight-line basis and interest cost was accrued on the basis of the outstanding lease liability. The amounts of amortization and interest cost shall be separately identified.

In calculating average net income, loss-years should be excluded. If losses were incurred in each of the most recent three years, the average loss shall be used for purposes of this test.

Line No.	Item (a)	Current Year (b)	Prior Year (c)
	Not Applicable	\$	\$
1	Amortization of lease rights		
2	Interest		
3	Rent expense		
4	Income tax expense		
5	Impact (reduction) on net income		

NOTES AND REMARKS

286. ACQUISITION ADJUSTMENT

Give particulars of all changes included in account No. 151, "Acquisition adjustment," during the year and citation of the Interstate Commerce Commission's authority therefor.

In column (b) show the account number to which the entries in column (c) were credited and the account number to which the entries in column (d) were charged. If more than one contra account is involved in an item, the amount applicable to each account and total for the item should be

shown.

Items amounting to less than \$50,000 for class A carriers by water or less than \$10,000 for class B carriers by water may be combined in a single entry designated "Minor items, _____ in number each less than \$50,000 or \$10,000," as may be appropriate to the class of carrier.

Line No.	Item (a)	Contra account number (b)	Charges during the year (c)	Credits during the year (d)
1	No Changes		\$	\$
2				
3				
4				
5				
6				
7				
8				
9				
10				
11				
12				
13				
14				
15				
16				
17				
18				
19				
20				
21				
22				
23				
24				
25				
26				
27				
28				
29				
30				
31				
32				
33				
34				
35				
36				
37				
38				
39				
40				
41				
42				
43				
44				
45				
46				
47				
48				
49				
50				
	Total	x x x		
	Net Changes	x x x		

287. INVESTMENTS IN NONCARRIER PHYSICAL PROPERTY

Give particulars of all investments of the respondent in physical property other than its waterway lines and other than property used in auxiliary (or "outside") operations collateral to its waterway operations. This schedule should include all such direct investments in physical property as are includible in account No. 160, "Noncarrier physical property," in the Uniform System of Accounts. The description of the property in column (a) should give the location and other identification of it with a reasonable degree of particularity.

Each item amounting to \$10,000 or more should be stated, items less than \$10,000 may be combined in a single entry designated "Minor items, each less than \$10,000."

If any of the property herein provided for was acquired in consideration of

stocks, or of bonds or other evidences of debt, or in exchange for other property, enter in column (c) only the actual cash or money paid, and in a note attached to this sheet describe fully the consideration actually given.

In column (e) give an analysis of the amounts included (in respect of the properties in this schedule) in the item shown on the Balance Sheet as of the close of the year against account No. 161, "Depreciation reserve—Noncarrier physical property."

If any property of the character provided for in this schedule, amounting to \$50,000 or more, was disposed of during the year, give particulars in a footnote.

Line No.	Name and description of physical property held at close of year as an investment (a)	Date of acquisition (b)	Actual money cost to respondent if different than column (d) (c)	Book cost at close of year (d)	Depreciation accrued to close of year (e)
1	Dwelling - Newton Property, Portland, OR.	9-30-58	\$	\$ 46,193	\$ 24,525
2	Tillamook County Real Estate	4-24-73		49,536	
3	Beach Property - Neskowin, OR.	9-30-75		77,101	8,743
4	Land - Lane County, OR.	1-1-75		1	
5	Land - Frankport, OR.	3-1-76		32,520	
6					
7					
8					
9					
10					
11					
12					
13					
14					
15					
16					
17					
18					
19					
20	Total			205,351	33,268

288. NOTES PAYABLE

1. Give particulars of the various creditors and the character of the transactions involved in accounts Nos. 200, "Notes payable," and 201, "Affiliated companies—Notes and accounts payable."

2. List every item in excess of \$10,000 and state its date of issue, date of maturity, and rate of interest.

3. For creditors whose balances were severally less than \$10,000, a single entry

may be made under a caption "Minor accounts, each less than \$10,000."

4. Entries in columns (g) and (h) should include interest accrued and interest paid on notes payable retired during the year, even though no portion of the issue remained outstanding at the close of the year.

5. State totals separately for each account.

Line No.	Name of creditor company (a)	Character of liability or of transaction (b)	Date of issue (c)	Date of maturity (d)	Rate of interest (e)	Balance at close of year (f)	Interest accrued during year (g)	Interest paid during year (h)
1					%	\$	\$	\$
2								
3								
4								
5								
6								
7								
8								
9								
10								
11								
12								
13								
14								
15								

261. FUNDED DEBT AND RECEIVERS' AND TRUSTEES' SECURITIES

1. Give particulars of the various unmatured bonds and other evidences of funded debt of the respondent (except equipment obligations, for which see schedule No. 263, p. 30), which were in existence at the close of the year. Entries in this schedule should be confined to those includible in accounts Nos. 211, "Funded debt unmatured," and 212, "Receivers' and trustees' securities."

2. In column (a) show the name of each bond or other obligation as it is designated in the records of the respondent, classifying each obligation under the appropriate following subheading as they are defined in the Uniform System of Accounts:

1. Mortgage Bonds
2. Collateral Trust Bonds
3. Income Bonds
4. Miscellaneous Obligation Maturing More Than One Year After Date of Issue

sue

5. Receipts Outstanding for Funded Debt*

6. Equipment Obligations (details on p. 30)

7. Receivers' and Trustees' Securities

Show a total for each subheading.

3. In case obligation of the same designation mature serially or otherwise at various dates, enter in column (c) the latest date of maturity and explain the matter in a footnote.

4. Column (d) calls for the par value of the amount of debt authorized to be incurred, as determined by the final authority whose assent is necessary to the legal validity of the issue. In case such final authority is some public officer or board, attach a footnote showing such officer or board and the date when assent was given. In all cases where any issues, whether actual or merely nominal, were made during

Line No.	Name and character of obligation (a)	Nominal date of issue (b)	Date of maturity (c)	Par value of extent of indebtedness authorized (d)	Total par value outstanding at close of year (e)	TOTAL PAR VALUE NOMINALLY ISSUED AND NOMINALLY OUTSTANDING AT CLOSE OF YEAR		
						In treasury (f)	Pledged as collateral (g)	In sinking or other funds (h)
1	A/C No. 211 - Funded Debt Unmatured			\$	\$	\$	\$	\$
2	Miscellaneous Obligations maturing more than one year from date of issue							
3								
4	Benjamin Franklin	9-58	1978	18,600	-0-			
5	Alex & Dixie Parks	9-75	1997	35,000	18,826			
6	Vernon King, Sr.	1-76	1978	8,689	-0-			
7	Jean Goodloe	6-76	1978	10,003	-0-			
8	Pacific Mutual Life Ins	10-76	1991	2,700,000	2,700,000			
9	Estate of Henry Sause, JR	10-76	1983	2,409,526	151,897			
10	Zidell Explorations	5-77	1980	464,155	206,292			
11	Zidell Explorations	11-77	1984	750,000	625,000			
12								
13								
14								
15								
16								
17								
18								
19								
20								
21								
22								
23								
24								
25								
26								
27								
28								
29								
30								
31								
32								
33								
34								
35								
36								
37								
38								
39								
40								
41								
42								
43								
44								
45								
46	GRAND TOTAL	x x x	x x x	6,395,973	3,702,015			

261. FUNDED DEBT AND RECEIVERS' AND TRUSTEES' SECURITIES—Concluded

the year, state on page 31 the purposes for which such issues were authorized, as expressed in the resolution of the final authority passing on the matter.

5. Entries in column (e) should include funded debt nominally issued, nominally outstanding, and actually outstanding.

6. Entries in columns (f), (g) and (h) should be appropriately footnoted to show (1) Total par value nominally but not actually issued, and (2) Total par value reacquired after actual issue and held alive at close of year.

7. Entries should conform to the definitions of "nominally issued," "actually issued," etc., as given in the fifth paragraph of instructions on page 32.

8. If the items of interest accrued during the year as entered in columns (f) and (m) do not aggregate the total accrual for the year on any security, explain the discrepancy.

Entries in these columns should include interest accrued on funded debt reacquired or retired during the year although no portion of the issue is actually outstanding at the close of the year.

9. In determining the entries for column (n), do not treat any interest as paid unless the liability of the respondent in respect to it is extinguished. Deposits of cash with banks and other fiscal agents for the payment of interest coupons should not be reported as payments of such interest until actually paid to coupon holders or others under such circumstances as to relieve the respondent from further liability. Interest falling due on January 1 is to be treated as matured on December 31.

Line No.	Total par value actually outstanding at close of year (i)	INTEREST PROVISIONS		AMOUNT OF INTEREST ACCRUED DURING YEAR		Amount of interest paid during year (n)	Long-term debt due within one year (o)
		Rate per cent per annum (j)	Dates due (k)	Charged to income (l)	Charged to construction or other investment account (m)		
1	\$			\$	\$	\$	\$
2							
3							
4	-0-	5.00	Monthly	102		102	967
5	18,826	8.50	Monthly	1,656		1,656	425
6	-0-	-0-		-0-		-0-	1,738
7	-0-	-0-		-0-		-0-	3,334
8	2,700,000	10.625	Qtly	286,875		286,875	-0-
9	151,897	Note 1	Annual	35,581		69,640	30,380
10	206,292	Note 1	Monthly	21,515		20,091	154,718
11	625,000	9.00	Monthly	7,359		7,359	107,143
12							
13							
14			Note 1	Interest rate subject to escalation clause which provides for a rate of one percentage point above prime rate being charged by banks in local area and effective at date of payment due.			
15							
16							
17							
18							
19							
20							
21							
22							
23							
24							
25							
26							
27							
28							
29							
30							
31							
32							
33							
34							
35							
36							
37							
38							
39							
40							
41							
42							
43							
44							
45							
46	3,702,015	x x x	x x x	353,088		385,723	298,705

263. EQUIPMENT OBLIGATIONS

Give the particulars of each series of unmatured obligations issued or assumed by the respondent and outstanding at the close of the year, the sole security for which is a first lien on equipment.

In column (a) show the name by which the obligation is designated on the respondent's records.

In column (c) show the number of years from the nominal date of issue to the date of maturity of the latest maturing obligation in the particular series.

If the payments required in the contract are unequal in amount or are to occur at unequal intervals, attach a reference mark to the entry in column (d) and show full particulars in a footnote.

In column (e) show classes and numbers of units, and other matters of identification.

If the obligations bear no interest prior to maturity, the entry in column (i) should show the rate applicable after maturity, and references should be made to a footnote

explaining that no interest accrues on the obligation prior to date of maturity.

For definitions of "actually issued," "actually outstanding," etc., see the fifth paragraph of instructions on page 32.

If any equipment obligations were redeemed or retired during the year, particulars of them and of interest thereon should be given in a footnote.

Line No.	Serial or other designation	Nominal date of issue (b)	Term in year (c)	Number of payments (d)	Equipment covered (e)	Contract price of equipment acquired (f)
1	None					\$
2						
3						
4						
5						
6						
7						
8						
9						
10						
11						
12						
13						
14						
15						

Line No.	Cash paid on acceptance of equipment (g)	Total amount of obligations actually issued (h)	Rate of interest per annum (i)	Interest dates (j)	Actually outstanding obligations matured and unpaid at close of year (k)	Actually outstanding obligations unmatured at close of year (l)	Interest matured and unpaid at close of year (m)	Interest accrued not due at close of year (n)	INTEREST ACCRUED DURING YEAR		Interest paid during year (q)
									Charged to income (o)	Charged to cost of property (p)	
1	\$	\$	%		\$	\$	\$	\$	\$	\$	\$
2											
3											
4											
5											
6											
7											
8											
9											
10											
11											
12											
13											
14	Total—Current, maturing within 1 year										
15	Total—Long-term debt										
16	GRAND TOTAL										

265. FUNDED DEBT AND OTHER OBLIGATIONS (MATURED AND UNMATURED) CHANGES DURING THE YEAR

1. Give particulars of changes during the year in funded debt and other obligations included in accounts Nos. 211, "Funded debt unmatured," and 212, "Receivables and trustees' securities." List entries under captions giving account numbers and titles and insert total for each account. In column (c) state whether issued for construction of new properties, for additions and betterments, for purchase of vessels, boats, or other property, for conversion, for acquisition of securities, for reorganization, or for other corporate purposes. Also give the number and date of authorization by the public authority under whose control such issue was made, naming such authority. In column (e) include as cash all money, checks, drafts, bills of exchange, and other commercial paper payable at par on demand. For nominally

issued securities, show returns in columns (a), (b), (c), and (d) only.

2. For each class of securities actually issued, the sum of the entries in columns (e), (f), and (h), plus discounts or less premiums in column (g), should equal the entry in column (d). For definition of expense, reportable in column (h), see Special Instruction No. 27, "Discount, expense, and premium on long-term debt," in the Classification of Balance Sheet Accounts.

3. Particulars concerning the reacquirement of securities that were actually outstanding should be given in columns (a), (i), and (j).

Line No.	Name of obligation (a)	Date of issue (b)	SECURITIES ISSUED DURING YEAR		
			Purpose of the issue and authority (c)	Par value (d)	Net proceeds received for issue (cash or its equivalent) (e)
1	A/C No. 211 - Funded Debt Unmatured			\$	\$
2	Zidell Explorations	5-77	Acquisition - Barge MIAMI II	464,155	464,155
3	Zidell Explorations	11-77	Acquisition - Barge BANDON II	750,000	750,000
4					
5					
6					
7					
8					
9					
10					
11					
12					
13					
14					
15					
16					
17					
18					
19					

Line No.	SECURITIES ISSUED DURING YEAR—Concluded			SECURITIES REACQUIRED DURING YEAR		Remarks (k)
	Cash value of other property acquired or services received as consideration for issue (f)	Net total discounts (in black) or premiums (in red). Excludes entries in column (h) (g)	Expense of issuing securities (h)	AMOUNT REACQUIRED		
				Par value (i)	Purchase price (j)	
1	\$ -0-	\$ -0-	\$ -0-	\$ -0-	\$ -0-	
2	\$ -0-	\$ -0-	\$ -0-	\$ -0-	\$ -0-	
3						
4						
5						
6						
7						
8						
9						
10						
11						
12						
13						
14						
15						
16						
17						
18						
19						

251. CAPITAL STOCK

1. Give particulars of the various issues of capital stock of the respondent, distinguishing separate issues of any general class, if different in any respect.

2. In the second section list particulars of the various issues on the same lines and in the same order as in the first section.

3. Identify the entries in columns (m) to (s), inclusive, in a manner which will indicate whether par value or the number of shares is shown.

4. In stating the date of an authorization the date of the latest assent or ratification necessary to its validity should be shown; e.g., in case an authorization is required to be ratified by stockholders after action by the board of directors, but is not required to be approved by any State or other governmental board or officer, give the date of approval by stockholders; if the assent of a State railroad commission or other public board or officer is necessary, give the date of such assent, or if subsequent to such assent notice has to be filed with a secretary of state or other public officer

and a tax or other fee has to be paid as a condition precedent to the validity of the issue, give the date of such payment. In case some condition precedent has to be complied with after the approval and ratification of the stockholders has been obtained, state, in a footnote, the particulars of such condition and of the respondent's compliance therewith.

5. For the purposes of this report, capital stock and other securities are considered to be *nominally issued* when certificates are signed and sealed and placed with the proper officer for sale and delivery or are pledged or otherwise placed in some special fund of the respondent. They are considered to be *actually issued* when sold to a bona fide purchaser for a valuable consideration, and such purchaser holds free from control by the respondent. All securities actually issued and not reacquired by or for the respondent are considered to be *actually outstanding*. If reacquired by or for the respondent under such circumstances as require them to be considered as held alive, and not canceled or retired, they are considered to be

nominally outstanding.

6. Column (d) refers to the initial preference dividend payable before any common dividend; columns (k) and (l) to participations in excess of initial preference dividend; at a specified percentage or amount (nonpar stock) (column (k)) or a percentage or proportion of the profits (column (l)).

7. "Authenticated" as applied to column (n) of this schedule means the total par value of certificates of par value stock or total number of shares of nonpar stock that have been signed and sealed and placed with the proper officer of the carrier for sale or other disposition. The amount stated in this column is the sum total of the amounts stated as *nominally issued* and *actually issued* stock.

8. In column (v) show the actual consideration received for the stock whether in cash or other property.

Line No.	Class of stock	Date issue was authorized	Par value per share (if non-par, so state)	PREFERRED STOCK								
				Dividend rate specified in contract	Total amount of accumulated dividends	CUMULATIVE		Noncumulative ("Yes" or "No")	OTHER PROVISIONS OF CONTRACT			
						To extent earned ("Yes" or "No")	Fixed \$ rate or percent specified by contract		Convertible ("Yes" or "No")	Callable or redeemable ("Yes" or "No")	PARTICIPATING DIVIDENDS	
											Fixed amount or percent (Specify)	Fixed ratio with common (Specify)
	(a)	(b)	(c)	(d)	(e)	(f)	(g)	(h)	(i)	(j)	(k)	(l)
1	Common	3-56	\$ 10	x x x x	x x x x	x x x x	x x x x	x x x x	x x x x	x x x x	x x x x	x x x x
2	Class A Common	3-56	10	x x x x	x x x x	x x x x	x x x x	x x x x	x x x x	x x x x	x x x x	x x x x
3	Class A Common	10-71	10	x x x x	x x x x	x x x x	x x x x	x x x x	x x x x	x x x x	x x x x	x x x x
4	Class A Common	4-72	10	x x x x	x x x x	x x x x	x x x x	x x x x	x x x x	x x x x	x x x x	x x x x
5	xxxx Class A Common	8-75	10									
6												
7												
8	Debenture											
9												
10	Receipts outstanding for installments paid*											
11												
12	TOTAL	x x x x	x x x x	x x x x		x x x x	x x x x	x x x x	x x x x	x x x x	x x x x	x x x x

Line No.	PAR VALUE OF PAR-VALUE STOCK OR NUMBER OF SHARES OF NONPAR STOCK						STOCK ACTUALLY OUTSTANDING AT CLOSE OF YEAR			
	Authorized	Authenticated	NOMINALLY ISSUED AND		Actually issued	REACQUIRED AND		Number of shares	Par value of par-value stock	Book value of stock without par value
			Held in special funds or in treasury or pledged (Identify pledged securities by symbol "P")	Canceled		Canceled	Held in special funds or in treasury or pledged (Identify pledged securities by symbol "P")			
(m)	(n)	(o)	(p)	(q)	(r)	(s)	(t)	(u)	(v)	
1	20,000	20,000			20,000		8,600	2,000	\$	
2	20,000	20,000			20,000			2,000		
3	15,000	15,000			15,000			1,500		
4	15,000	15,000			15,000			1,500		
5	30,000	30,000			27,170		5,020	2,717		
6										
7										
8										
9										
10										
11										
12	100,000	100,000			97,170		13,620	9,717		

253. CAPITAL STOCK CHANGES DURING THE YEAR

Give full particulars of stocks actually or nominally issued (either original issues or reissues) and of stocks reacquired or canceled during the year.

In the second section of the schedule show the particulars of the several issues on the same lines and in the same order as in the first section.

In column (c) state whether issued for construction of new properties, for additions and betterments, for purchase of vessels, boats, or other property, for conversion, for acquisition of securities, for reorganization, or for other corporate purposes. If an issue of securities was authorized for more than one purpose, state amount applicable to each purpose. Also give the number and date of the authorization by

the public authority under whose control such issue was made, naming such authority. In column (e) include as cash all money, checks, drafts, bills of exchange, and other commercial paper payable at par on demand. For nominally issued stock, show returns in columns (a), (b), (c), and (d) only. For each class of par stock actually issued the sum of the entries in columns (e), (f), and (h), plus discounts or less premiums in column (g), should equal the entry in column (d).

Particulars concerning the reacquirement of stock that was actually outstanding should be given in columns (a), (i), and (j).

Line No.	Class of stock (a)	Date of issue (b)	STOCKS ISSUED DURING YEAR			Par value (for nonpar stock show the number of shares) (d)	Cash received as consideration for issue (e)
			Purpose of the issue and authority (c)				
1	Class A Common	5-1-77	Employee Stock Participation			\$ 10.	\$ 290
2							
3							
4							
5							
6							
7							
8							
9							
10							
11							
12							
13							
14			TOTAL				

Line No.	STOCKS ISSUED DURING YEAR-Continued			STOCKS REACQUIRED DURING YEAR		Remarks (k)
	Cash value of other property acquired or services received as consideration for issue (f)	Net total discounts (in black) or premiums (in red). Excludes entries in column (h) (g)	Expense of issuing capital stock (h)	Par value (For nonpar stock show the number of shares) (i)	Purchase price (j)	
1	\$ 290	\$ -0-	\$ -0-	\$ 502	\$ 10	
2						
3						
4						
5						
6						
7						
8						
9						
10						
11						
12						
13						
14						

254. STOCK LIABILITY FOR CONVERSION OF SECURITIES OF OTHER COMPANIES

If at the close of the year respondent was subject to any liability to issue its own capital stock in exchange for outstanding securities of constituent of other companies, give full particulars thereof hereunder, including names of parties to contracts and abstracts of terms of contracts whereunder such liability exists.

No liability in effect to issue stock of respondent in exchange for outstanding securities of other companies.

256. PROPRIETORIAL CAPITAL

1. Give an analysis as called for of account No. 245, "Proprietorial capital," for the year.
2. This account is subject to change only by additional investments or by withdrawals of amounts invested.

Line No.	Item (a)	Amount (b)
	Not Applicable	
1	Balance at beginning of year	\$
2	Additional investments during the year	
3	Other credits (detail):	
4		
5		
6		
7	Total credits	
8	Debits during the year (detail):	
9		
10		
11		
12	Total Debits	
13	Balance at close of year	

State the names and addresses of each partner, including silent or limited, and their interests.

Line No.	Name (a)	Address (b)	Proportion of interests (c)
14			
15			
16			
17			
18			
19			
20			

291. RETAINED INCOME—UNAPPROPRIATED

1. Show hereunder the items of the Retained Income Accounts of the respondent for the year, classified in accordance with the Uniform System of Accounts for Inland and Coastal Waterways Carriers.

2. All contra entries hereunder should be indicated in parentheses.

3. Segregate in column (c) all amounts applicable to the equity in undistributed earnings (losses) of affiliated companies based on the equity

method of accounting.

4. Line 4, column (c), should agree with line 13, column (b), schedule 300. The total of columns (b) and (c), line 4, should agree with line 36, column (b), schedule 300.

5. Include in column (b) only amounts applicable to Retained Income exclusive of any amounts included in column (c).

Line No.	Item (a)	Retained income accounts (b)	Equity in undistributed earnings of affiliated companies (c)
1	(280) Retained income (or deficit) at beginning of year	\$4,471,619	\$ x x x x x x
2	Equity in undistributed earnings (losses) of affiliated companies at beginning of year	x x x x x x	
3	(281) Net income balance (p. 11)	572,365	x x x x x x
4	(282) Prior period adjustments to beginning retained income account		
5	(283) Miscellaneous credits (p. 41)*		
6	(285) Miscellaneous debits (p. 41)*		
7	(286) Miscellaneous reservations of retained income (p. 41)		
8	(287) Dividend appropriations of retained income (p. 35)	5,043,984	x x x x x x
9	(280) Retained income (or deficit) at close of year (p. 9)		
10	Equity in undistributed earnings (losses) of affiliated companies at end of year	x x x x x x	
11	Balance from line 10(c)		x x x x x x
12	Total unappropriated retained income and equity in undistributed earnings (losses) of affiliated companies at end of year (lines 9 and 11)	5,043,984	x x x x x x
13	*Note: Amount of assigned Federal Income tax consequences:		
14	Account 283 \$		
	Account 285 \$		

293. DIVIDEND APPROPRIATIONS

Give particulars of each dividend declared, payable from surplus. For nonpar stock, show the number of shares in column (d) and the rate per share in column (b) or (c). If any such dividend was payable in anything other than cash, explain the matter fully in a footnote. If an obligation of any character has been incurred for the

purpose of procuring funds for the payment of any dividend or for the purpose of replenishing the treasury of the respondent after payment of any dividend, give full particulars in a footnote.

Line No.	Name of security on which dividend was declared (a)	RATE PERCENT OR PER SHARE		Par value or number of shares of no par value on which dividend was declared (d)	DISTRIBUTION OF CHARGE		DATE	
		Regular (b)	Extra (c)		Retained income—Unappropriated (e)	Other (f)	Declared (g)	Payable (h)
1	No Dividends Declared			\$	\$	\$		
2								
3								
4								
5								
6	Total							

296. CAPITAL SURPLUS

Give an analysis in the form called for below of account No. 250 "Capital surplus." In column (a) give a brief description of the item added or deducted and in

column (b) insert the contra account number to which the amount stated in column (c), (d), or (e) was charged or credited.

Line No.	Item (a)	Contra account number (b)	ACCOUNT NO.		
			250.1 Premiums and assessments on capital stock (c)	250.2 Paid-in-surplus (d)	250.3 Other capital surplus (e)
1	Balance at beginning of year None	x x x	\$	\$	\$
2	Additions during the year (described):				
3					
4					
5					
6					
7	Total additions during the year	x x x			
8	Deductions during the year (described):				
9					
10					
11					
12	Total deductions	x x x			
13	Balance at close of year None	x x x			

310. WATER-LINE OPERATING REVENUES—CLASS A COMPANIES
(For companies having average annual operating revenues exceeding \$500,000)

State the water-line operating revenues of the respondent for the year classified in accordance with the Uniform System of Accounts. The pro-

portion of joint traffic receipt belonging to other carriers should not be included in column (b).

Line No.	Class of operating revenues (a)	Amount of revenue for the year (b)	Remarks (c)
	I. OPERATING REVENUE—LINE SERVICE	\$	
1	(301) Freight revenue	14,281,937	
2	(302) Passenger revenue		
3	(303) Baggage		
4	(304) Mail		
5	(305) Express		
6	(306) Miscellaneous voyage revenue		
7	(312) Demurrage		
8	(313) Revenue from towing for regulated carriers		
9	Total operating revenue—Line service	14,281,937	
	II. OTHER OPERATING REVENUE		
10	(320) Special services	113,761	
11	(321) Ferry service		
12	Total other operating revenue	113,761	
	III. REVENUE FROM TERMINAL OPERATIONS		
13	(331) Revenue from cargo-handling operations		
14	(332) Revenue from tug and lighter operations		
15	(333) Agency fees, commissions, and brokerage		
16	(334) Miscellaneous operating revenue		
17	Total revenue from terminal operations		
	IV. RENT REVENUE		
18	(341) Revenue from charters	749,327	
19	(342) Other rent revenue (p. 39)		
20	Total rent revenue	749,327	
	V. MOTOR-CARRIER OPERATIONS		
21	(351) Motor-carrier revenue		
22	Total water-line operating revenues	15,145,025	
23	Operating ratio, i.e., ratio of operating expenses to operating revenues,	92.51	percent. (Two decimal places required.)

311. WATER-LINE REVENUES—CLASS B COMPANIES

(For companies having average annual operating revenues exceeding \$100,000 but not more than \$500,000)

State the water-line operating revenues of the respondent for the year classified in accordance with the Uniform System of Accounts. The pro-

portion of joint traffic receipts belonging to other carriers should not be included in column (b).

Line No.	Class of operating revenues (a)	Amount of revenue for the year (b)	Remarks (c)
	I. OPERATING REVENUE—LINE SERVICE	\$	
1	(301) Freight revenue		
2	(302) Passenger revenue		
3	(303) Other line service revenue		
4	(313) Revenue from towing for regulated carriers		
5	Total operating revenue—Line service		
	II. OTHER OPERATING REVENUE		
6	(320) Special services		
7	(321) Ferry service		
8	Total other operating revenue		
	III. REVENUE FROM TERMINAL OPERATIONS		
9	(331) Terminal revenues		
	IV. RENT REVENUE		
10	(341) Charter and other rents (p. 39)		
	V. MOTOR-CARRIER OPERATIONS		
11	(351) Motor-carrier revenue		
12	Total water-line operating revenues		
13	Operating ratio, i.e., ratio of operating expenses to operating revenues,		percent. (Two decimal places required.)

320. WATER-LINE OPERATING EXPENSES—CLASS A COMPANIES
(For companies having average annual operating revenues exceeding \$500,000)

State the water-line operating expenses of the respondent for the year, classifying them in accordance with the Uniform System of Accounts.

Line No.	Name of water-line operating expense account (a)	Amount of operating expenses for the year (b)	Line No.	Name of water-line operating expense account (a)	Amount of operating expenses for the year (b)
		\$			\$
	I. MAINTENANCE EXPENSES			IV. TRAFFIC EXPENSES	
1	(401) Supervision	82,841	38	(456) Supervision	319,749
2	(402) Repairs of floating equipment	1,392,877	39	(457) Outside traffic agencies	
3	(404) Repairs of buildings and other structures	36,537	40	(458) Advertising	4,668
4	(405) Repairs of office and terminal equipment	113,137	41	(459) Other traffic expenses	
5	(406) Repairs of highway equipment	56,319	42	Total traffic expenses	324,417
6	(407) Shop expenses	131,827		V. GENERAL EXPENSES	
7	(408) Other maintenance expenses		43	(461) General officers and clerks	221,224
8	Total maintenance expenses	1,813,538	44	(462) General office supplies and expenses	123,446
	II. DEPRECIATION AND AMORTIZATION		45	(463) Law expenses	36,875
9	(411) Depreciation—Transportation property	548,740	46	(464) Management commissions	
10	(413) Amortization of investment—Leased property	72,758	47	(465) Pensions and relief	421,634
11	Total depreciation and amortization	621,498	48	(466) Stationery and printing	24,077
	III. TRANSPORTATION EXPENSES		49	(467) Other expenses	37,103
	A. Line Service		50	Total general expenses	864,359
12	(421) Supervision	201,700		VI. CASUALTIES AND INSURANCE	
13	(422) Wages of crews	2,072,566	51	(471) Supervision	
14	(423) Fuel	1,732,685	52	(472) Baggage insurance and losses	
15	(424) Lubricants and water	50,172	53	(473) Hull insurance and damage	360,207
16	(425) Food supplies	122,288	54	(474) Cargo insurance, loss and damage	347,039
17	(426) Stores, supplies, and equipment	301,158	55	(475) Liability insurance and losses, marine operations	174,063
18	(427) Buffet supplies		56	(476) Liability insurance and losses, non-marine operations	30,854
19	(428) Other vessel expenses	44,732	57	(477) Other insurance	40,549
20	(429) Outside towing expenses		58	Total casualties and insurance expenses	952,712
21	(430) Wharfage and dockage	134,546		VII. OPERATING RENTS	
22	(431) Port expenses	134,703	59	(481) Charter rents—Transportation property	550,241
23	(432) Agency fees and commissions		60	(483) Other operating rents (p. 40)	33,681
24	(433) Lay-up expenses		61	Total operating rents	583,922
25	Total line service expenses	4,794,550		VIII. OPERATING TAXES	
	B. Terminal Service		62	(485) Pay-roll taxes (p. 38)	164,651
26	(441) Supervision	388,906	63	(486) Water-line tax accruals (p. 38)	5,915
27	(442) Agents		64	Total operating taxes	170,566
28	(443) Stevedoring	3,496,591		IX. MOTOR-CARRIER OPERATIONS	
29	(444) Precooling and cold-storage operations		65	(491) Motor-carrier expenses	
30	(445) Light, heat, power, and water		66	GRAND TOTAL WATER-LINE OPERATING EXPENSES	14,011,059
31	(446) Stationery and printing				
32	(447) Tug operations				
33	(448) Operation of highway vehicles				
34	(449) Local transfers				
35	(450) Other terminal operations				
36	Total terminal service expenses	3,885,497			
37	GRAND TOTAL TRANSPORTATION EXPENSES	8,680,047			

350. WATER-LINE TAXES

1. Give the particulars called for with respect to the taxes charged to accounts Nos. 485, "Payroll taxes"; 486, "Water-line tax accruals"; and 532, "Income taxes on income from continuing operations"; during the year.

2. Taxes are those annual or other payments exacted by governments (Federal, State, county, municipal, school, and other tax district authorities) for the purpose of raising funds for public uses. They do not include payments exacted for special benefits conferred on the payor, such as special assessments for street improvements, etc.

3. Properties on which taxes are paid should be classified and grouped as follows:

(A) All properties owned by the respondent and its proprietary companies (showing these as a whole or in detail as the respondent may prefer);

(B) Properties held under any form of lease from other than proprietary companies and upon which respondent is required to pay the taxes in addition to the stipulated rent, showing such properties in detail;

(C) Properties held under any form of lease from other than proprietary companies and upon which the respondent is required to pay the taxes as a part of the stipulated rent, showing such properties in detail.

4. With respect to each of the groups or detailed properties above specified, show in the upper section:

(a) The name of the company (or group),

(b) The State (or States or governments other than the United States) to which taxes are paid,

(c) to (e), inclusive. The amounts charged to the accounts as indicated by the column headings. In column (f), show totals of the entries on each line.

5. In the lower section show:

(a) The name of the company (or group),

(b) Separately, the various kinds of U.S. Government taxes,

(c) to (e), inclusive. The amounts charged to the accounts as indicated by the column headings. In column (f), show totals of the entries on each line.

6. The grand totals of columns (c), (d), and (e) should be the same as in the operating expense and income schedules of this report, for the respective accounts.

Line No.	Name of company (a)	Name of State, or kind of tax (b)	Pay-roll taxes (Acct. 485) (c)	Water-line tax accruals (Acct. 486) (d)	Income taxes on income from con- tinuing operations (Acct. 532) (e)	Total (f)
			\$	\$	\$	\$
	OTHER THAN U.S. GOVERNMENT TAXES					
1						
2		Oregon Unemployment	39,157			39,157
3		Oregon Tri-Met	1,232			1,232
4		Hawaii Unemployment	651			651
5		California Property		81		81
6		Oregon Property		5,641		5,641
7		Hawaii Property		193		193
8		Oregon Excise & Calif.				
9		Franchise			21,852	21,852
10						
11						
12						
13						
14						
15						
16						
17						
18						
19						
20		TOTAL	41,040	5,915	21,852	68,807
	U.S. GOVERNMENT TAXES					
21						
22		F.I.C.A.	118,932			118,932
23		Federal Unemployment	4,679			4,679
24		Income			86,745	86,745
25						
26						
27						
28						
29						
30						
31						
32						
33						
34						
35						
36		TOTAL U.S. GOVERNMENT TAXES	123,611		86,745	210,356
37		GRAND TOTAL	164,651	5,915	108,597	279,163

321. WATER-LINE OPERATING EXPENSES—CLASS B COMPANIES

(For companies having average annual operating revenues exceeding \$100,000 but not more than \$500,000)

State the respondent's water-line operating expenses for the year, classifying them in accordance with the Uniform System of Accounts.

Line No.	Name of account (a)	Amount of expenses during year (b)	Line No.	Name of account (a)	Amount of expenses during year (b)
1	I. MAINTENANCE EXPENSES (401) Maintenance of vessels and other property		9	V. GENERAL EXPENSES (461) General expenses	
2	DEPRECIATION AND AMORTIZATION (411) Depreciation and amortization		10	VI. CASUALTIES AND INSURANCE (471) Casualties and insurance	
3	III. TRANSPORTATION EXPENSES A. Line service (421) Operation of vessels		11	VII. OPERATING RENTS (481) Charter and other rents (p. 40)	
4	(433) Lay-up expenses		12	VII. OPERATING TAXES (485) Pay-roll and other water-line tax accruals (p. 38)	
5	Total line service expenses		13	Total operating taxes	
6	B. Terminal Service (441) Terminal expenses		14	IX. MOTOR CARRIER OPERATIONS (491) Motor carrier expenses	
7	Total transportation expenses		15	GRAND TOTAL WATER-LINE OPERATING EXPENSES	
8	IV. TRAFFIC EXPENSES (456) Traffic expenses				

371. RENT REVENUE

1. Give particulars concerning transportation water-line floating equipment, property, or equipment, that respondent leased or rented to others for a period of one year or more, the revenue from which was included in account No. 342, "Other rent revenue."

\$10,000 per annum may be combined under a single entry with respect to each primary account, such entry to be designated "Minor items, each less than \$10,000 per annum."

2. Floating equipment, property and equipment, renting at less than

Line No.	DESCRIPTION OF VESSEL OR PROPERTY		Name of charterer or leaseholder (c)	Rent accrued during year (d)
	Kind (a)	Name or location (b)		
1	None			\$
2				
3				
4				
5				
6				
7				
8				
9				
10				
11				
12				
13				
14				
15				
16				
17				
18				
19				
20				
			TOTAL	

372. ABSTRACT OF TERMS AND CONDITIONS OF LEASES

1. Give brief abstracts of the terms and conditions of leases under which the above-listed rents are derived, showing particularly (1) the date of the grant, (2) the chain of title (in case of assignment or subletting) and dates of transfer connecting the original parties with the present parties, (3) the basis on which the amount of the annual rent is determined, and (4) the date when the lease will terminate, or, if the date of termination has not yet been fixed, the provisions governing the termination of the

lease.

2. Copies of leases may be filed in lieu of abstracts above called for. References to copies filed in prior years should be specific.

3. If the respondent has any reversionary interest in water-line property from which it derives no rent, give the particulars hereunder; if it has no such reversionary interest, state that fact.

NOTE.—Only changes during the year are required. If there were no changes, state that fact. No Changes

381. OTHER OPERATING RENTS

1. Give particulars of transportation water-line floating equipment, property or equipment, that the respondent leased or rented from others for a period of one year or more, the rent payable and expenditures for which were included in account No. 483, "Other operating rents."

\$10,000 per annum, may be combined in a single entry under the appropriate primary account designated "Minor items, each less than \$10,000 per annum."

2. Floating equipment, property and equipment, rented for less than

Line No.	DESCRIPTION OF VESSEL OR PROPERTY		Name of lessor or reversioner (c)	Term covered by lease (d)	Rent accrued during year (e)
	Kind (a)	Name or location (b)			
1	Dock, Land & Bldg.	Coos Bay, Oregon	Power Transmission	10 years	\$ 10,406
2	Commander Airplane	Portland, Oregon	Willamette Leasing	3 years	11,875
3	"Minor Items" each less than \$10,000 per annum				11,400
4					
5					
6					
7					
8					
9					
10					
11					
12					
13					
14					
15					
16					
17					
18					
19					
20					
21					
22					
23					
24					
25					
26					
27					
28					
29					
30					
31					
32				TOTAL	33,681

382. ABSTRACTS OF LEASEHOLD CONTRACTS

1. Give brief abstracts of the terms and conditions of leases under which the respondent holds the properties above named, showing particularly (1) the date of the lease, (2) the chain of title and dates of transfers connecting the original lessee with the respondent in case of assignment or subletting, (3) the basis on which the amount of the annual rent is de-

termined, and (4) the date when the lease is to terminate, or, if such date has not yet been determined, the provisions governing its determination.

2. In lieu of the abstracts here called for, the respondent may file copies of lease agreements and give references to copies heretofore filed with the Commission. Such references should be specific.

NOTE.—Only changes during the year are required. If there were no changes, state that fact.

Entered into Lease Agreement with Willamette Leasing Company, Portland, Oregon covering one 1973 Aero Commander #500S.

1. Date of Lease - August 1, 1977
2. Title remains in name of Willamette Leasing Company
3. Prevalent lease rates used in the trade.
4. Lease terminates August 1, 1982
5. Monthly lease - \$2375. Lessor pays hangar rent

147455

ANNUAL REPORT 1977 CLASS 1 2 of 2

SAUSE BROS. OCEAN TOWING CO.

396. MISCELLANEOUS ITEMS IN INCOME AND RETAINED INCOME ACCOUNTS FOR THE YEAR

Give a detailed analysis of each item in accounts 508, "Profits from sale or disposition of property"; 283, "Miscellaneous credits"; 285, "Miscellaneous debits"; 286, "Miscellaneous reservations of retained income"; 570, "Extraordinary items"; and 590, "Income taxes on extraordinary items". Entries should be grouped by number with respect

to each account, and a total should be stated for each group. For accounts 508, 283, 285, and 286, each item amounting to \$10,000 or more should be stated; items less than \$10,000 in any account may be combined in a single entry under the appropriate account designated "Minor items, each less than \$10,000".

Line No.	Account No. (a)	Item (b)	Debits (c)	Credits (d)
1	508	"Profits From Sale or Disposition of Property"	\$	\$
2		1. Sale of tug "NATOMA" for \$135,000		132,108
3		2. Sale of boat "CURLEW" for \$5,000		4,902
4		3. Sale of 1965 GMC pickup for \$240		39
5		4. Sale of 1965 GMC pickup for \$240		39
6		5. Sale of Portland dwelling for \$50,000		40,663
7		6. Sale of 1967 Chevrolet El Camino for \$1000		775
8		7. Sale of 1969 Chevrolet pickup for \$240		10
9		TOTAL		178,536
10				
11				
12				
13				
14				
15				
16				
17				
18				
19				
20				
21				
22				
23				
24				
25				
26				
27				
28				
29				
30				
31				
32				
33				
34				
35				
36				
37				
38				
39				
40				
41				
42				
43				
44				
45				
46				

NOTES AND MEMORANDA RELATING TO INCOME AND TO RETAINED INCOME ACCOUNTS

413. FLOATING EQUIPMENT

1. Give particulars of each piece of floating equipment which the respondent had available for use in its operations at the close of the year. Barges may be reported in groups according to type and size, so long as such groupings also reflect the year built and the year acquired, columns (b) and (c).

2. In column (d) show (by use of the letters indicated) whether the vessel or other equipment is fully owned (O), acquired under the terms of an equipment trust (E), held under lease from others (L), or chartered from others for a period not greater than one year (C). Do not include equipment leased or chartered to others as this equipment is not available for use at the close of the year.

3. In column (e), if adapted solely to transportation of freight, enter the symbol (F); if solely to passenger transportation, (P); if principally for freight, incidentally for passenger, (FP); if principally for passenger, incidentally for freight, (PF); if for towing, (T); if for lightering, (L), etc.

4. In column (f) show the cargo deadweight tonnage capacity of the ship in tons of 2,240 pounds by deducting the weight of the fuel, water, stores, and dunnage from the gross weight of the vessel, i.e., show the difference between the displacement light and the displacement loaded after subtracting the weight of the fuel, stores, etc.

Line No.	Name or other designation of item on respondent's records (a)	Year built (b)	Year acquired (c)	Character of title (d)	Service for which adapted (e)	Cargo deadweight carrying capacity (gross tons) (f)	CUBIC CAPACITY (feet)		Certificated passenger-carrying capacity (i)
							Bale (g)	Bulk (h)	
1	REFER TO ATTACHED SCHEDULE								
2									
3									
4									
5									
6									
7									
8									
9									
10									
11									
12									
13									
14									
15									
16									
17									
18									
19									
20									
21	Total								

414. SERVICES

Show the requested information for each port or river district served during the year regardless of the type or the frequency of the service.

Indicate in column (b) whether freight or passenger service.

Line No.	Ports or river districts served (a)	Kind of service (b)
1	Irregular service as required by contract for all ports and points on the Pacific coast north of San Diego, California, excluding San Francisco Harbor, and excluding ports and points within Puget Sound, and including ports and points south of San Diego, California as authorized.	Freight
2		
3		
4		
5		
6		
7		
8		
9		
10		
11		
12		
13		
14		
15		
16		
17		
18		
19		
20		
21		

413. FLOATING EQUIPMENT

1. Give particulars of each piece of floating equipment which the respondent had available for use in its operations at the close of the year. Barges may be reported in groups according to type and size, so long as such groupings also reflect the year built and the year acquired, columns (b) and (c).

2. In column (d) show (by use of the letters indicated) whether the vessel or other equipment is fully owned (O), acquired under the terms of an equipment trust (E), held under lease from others (L) or chartered from others for a period not greater than one year (C). Do not include equipment held or chartered to others as this equipment is not available for use at the close of the year.

3. In column (e), if adapted solely to transportation of freight, enter the symbol (F); if solely to passenger transportation, (PP); if principally for freight, incidentally for passenger, (FP); if principally for passenger, incidentally for freight, (PF); if for towing, (T); if for lightering, (L), etc.

4. In column (f) show the cargo deadweight tonnage capacity of the ship in tons of 2,240 pounds by deducting the weight of the fuel, water, stores, and dunnage from the gross weight of the vessel, i.e., show the difference between the displacement light and the displacement loaded after subtracting the weight of the fuel, stores, etc.

Line No.	Name or other designation of item on respondent's records (a)	Year built (b)	Year acquired (c)	Character of title (d)	Service for which adapted (e)	Cargo deadweight carrying capacity (gross tons) (f)	CUBIC CAPACITY (feet)		Certificated passenger-carrying capacity (i)
							Bale (g)	Bulk (h)	
1	Tug "KOKUA"	1943	1954	O	T				
2	Tug "COLUMBIA QUEEN"	1942	1955	O	T				
3	Barge "RCGUE"	1963	1963	O	F	3080			
4	Tug "TITAN"	1943	1963	L	T				
5	Barge "SILETZ"	1964	1964	O	F	3080			
6	Barge "TRASK"	1964	1966	O	F	3080			
7	Tug "POWHATAN"	1944	1967	L	T				
8	Tug "ROUGHNECK"	1944	1968	O	T				
9	Barge "NEHALEM"	1968	1968	O	F	3080			
10	Barge "KILCHIS"	1968	1968	O	F	3080			
11	Tug "HONCHO"	1943	1969	L	T				
12	Tug "SPARTAN"	1943	1969	L	T				
13	Tug "COCHISE"	1943	1969	L	T				
14	Barge "YAQUINA"	1968	1969	O	F	3846			
15	Barge "ALSEA"	1970	1970	O	F	3846			
16	Barge "NESTUCCA"	1970	1970	O	F	3846			
17	Tug "TECUMSEH"	1942	1971	O	T				
18	Barge "SKIPANON"	1972	1972	O	F	4400			
19	Tug "TILLAMOOK"	1914	1973	L	T				
20	Barge "COQUILLE"	1974	1974	O	F	4400			
21	Tug "JOSEPH SAUSE"	1975	1975	L	T				
22	Barge "CHETCO"	1976	1976	O	F	4400			
23	Tug "HENRY SAUSE"	1976	1976	O	T				
24	Barge "SIUSLAW II"	1977	1977	O	F	4400			
25	Barge "MIAMI II"	1977	1977	O	F	4400			
26	Barge "NECANICUM"	1977	1977	O	F	4400			
27	Barge "CHEHALIS"	1977	1977	L	F	4400			
28									
29									
30									
31									
32									
33									
34									
35									
						57738			

413. FLOATING EQUIPMENT—Concluded

5. In column (g) show the space available for cargo measured in cubic feet to the inside of the cargo battens, on the frames, and to the under side of the beams.

6. In column (h) show the bulk capacity based on measurement to the inside of the shell plating of the ship, or to the outside of the frames, and to the top of the beams or underside of the deck plating.

7. In column (i) show the number of passengers which the vessel named is lawful-

ly permitted to carry.

8. In column (p) enter "Yes" or "No," as may be appropriate.

9. Equipment not self-propelling may, if the respondent so desires, be shown by classes only, stating the number of units for each class.

10. Columns (f), (g), (h), (i), and (o) are not applicable to tugboats.

Line No.	Rated horse-power of engines (j)	Usual rate of speed (k)	Length over all (l)		Beam over all (m)		MAXIMUM DRAFT				Equipped with radio apparatus (p)	Number of persons in crew (q)	Remarks (r)
							Light (n)		Fully loaded (o)				
	Hp.	Miles per hr.	Ft.	In.	Ft.	In.	Ft.	In.	Ft.	In.			
1													
2													
3													
4													
5													
6													
7													
8													
9													
10													
11													
12													
13													
14													
15													
16													
17													
18													
19													
20													
21													

SCHEDULE 541. FREIGHT CARRIED DURING THE YEAR

INSTRUCTIONS

Under the Commission's order of September 13, 1963, effective January 1, 1964, all carriers by water subject to the provisions of Parts I and III of the Interstate Commerce Act assigned to Class A and B are required to compile and report freight commodity statistics annually. Reports shall be filed in duplicate in the Bureau of Accounts, Interstate Commerce Commission, Washington, D.C. 20423, by March 31 of the year following that for which the report is made.

Tonnage and revenue should be on a billed basis. Classify the commodities carried by the respondent in its water-line and motortruck operations and for the respondent in the vessels and motortrucks of other companies (carriers) under contract, in revenue service, the domestic revenues from which are includible in accounts No. 301, "Freight revenue" and 351 "Motor-Carrier revenue" in accordance with the order of this Commission dated September 31, 1963. Maritime carriers should classify commodities the revenue from which are includible in account No. 605, "Freight-Coastwise and intercoastal". Separate the tonnage and revenue for each commodity code between "Joint rail and water traffic" and "All other traffic". The separation as to joint rail and water traffic and all other traffic may be omitted for commodity code 471, "Small packaged freight shipments".

Include under "Joint rail and water traffic" all shipments that, so far as apparent from the information on the waybills or abstracts thereof, are being transported partly by railroad and partly by water when both are used under a common control, management, or arrangement for a continuous carriage or shipment such as traffic moving on joint rail-water and rail-motor-water rates.

Include under "All other traffic" all shipments that, so far as apparent from the information on the waybills or abstracts thereof, are transported from point of origin to point of destination solely by water, solely by truck, partly by water and partly by truck, or by any other combination which does not involve the interchanging of traffic with a railroad company; also, shipments moving on water rates when the carrier by water absorbs out of its port-to-port rates certain charges for switching, terminal, drayage, or other services within a port terminal district.

"Passenger cars, assembled" is confined to vehicles carried as revenue freight on freight rates and does not include those carried as an adjunct to passenger business.

Fuel and stores carried on any vessel for the purpose of operating and maintaining it should not be included in this schedule.

Include under "Joint rail and water traffic" and "All other traffic", the revenues that are applicable to the tonnage.

"Gross freight revenue" means reporting carrier's gross revenue from freight without adjustment for absorption or corrections.

In the "Note" on page 55 show the extent of joint motor-water traffic included in columns (c) and (f).

Commodity codes 01 through 462 shall include shipments weighing 10,000 pounds or more. Shipments of less than 10,000 pounds of one commodity shall be reported under commodity code 471, "Small packaged freight shipments" unless the reporting carrier elects to distribute all revenue freight among the other designated classes.

"Classify" means to assign an article of freight to its appropriate commodity class which may be a 3, 4, or 5-digit number. Always classify an article in the highest digit level possible. Use a 5-digit code if the article may be properly assigned to it. If there is no applicable 5-digit code, use a 4-digit code if available. If there is no applicable 4-digit code, then the article is classified at the 3-digit level.

For a 5-digit code, report the sum of all freight classified thereunder. For a 4-digit code, report the sum of all freight classified thereunder plus the sum of all 5-digit codes where the first four digits match. For a 3-digit code, report the sum of all 4-digit code numbers where the first three digits match, plus 5-digit code numbers where the first three digits match (provided they are not included in 4-digit codes), plus any articles classified at the 3-digit level. Generally the 3-digit codes are used as summaries. The 2-digit level is a summary of 3-digit codes where the first two digits match.

Commodities must not be classified to the codes with a "T" designation. Codes at the 2 and 3 digit level followed by a "T" always are totals of the related higher level codes shown on the report form; codes not so designated may include commodities classified directly thereunder and may not total.

"Piggyback traffic" is classified in the applicable commodity code if the commodity can be identified; where the commodity cannot be identified, classify in code 461 and summarize in code 46.

Codes 44 and 441, "Freight Forwarder Traffic" includes freight traffic shipped by or consigned to any forwarder holding a permit under Part IV of the Interstate Commerce Act.

"Shipper Association or Similar Traffic" Codes 45 and 451, include freight traffic shipped by a non-profit shipper association where the commodity cannot be identified; where the commodity can be identified, classify in the applicable commodity code.

ABBREVIATIONS USED IN COMMODITY DESCRIPTIONS

aba	aluminum base alloy	csmc	cosmetic (s)	gd	good (s)	oth	other	rtd	returned
antra	anthracite	ctnsd	cottonseed	grnd	ground	ows	otherwise	scrnd	screened
asph	asphalt	dehyd	dehydrated	gsln	gasoline	papbd	paperboard	scrd	scoured
assd	assembled	dept	department	hydlc	hydraulic	pers	personal	shgl	shingle (s)
assn	association	drsd	dressed	inc	including	petro	petroleum	shpr	shipper
bbls	barrels	drsg	dressing	ind	industrial	pharm	pharmaceutical	shrng	shortening
bd	board	dtrgn	detergent (s)	lab	laboratory	phot	photographic	sml	small
bio	biological	dvc	device (s)	lea	leather	pkld	pickled	specty	specialty (ies)
btld	bottled	edbl	edible	machy	machinery	plng	piling, planing	ssng	seasoning
btncf	botanical	eqpt	equipment	medl	medicinal	plmr	plumber (s)	stk	stock
byprd	by-product (s)	etc	et cetera	misc	miscellaneous	popwd	pulpwood	strtl	structural
carr	Carrier (s)	exc	except	mm	millimeter	plstc	plastic	svc	service
catd	carbonated	extc	extract (s)	mnrl	mineral (s)	prefab	prefabricated	syn	synthetic
cba	copper base alloy	fabr	fabricated	mrgn	margarine	prep	preparations	TOFC	Trailer-on-flat car ("Piggyback")
chem	chemical (s)	flvg	flavoring	msl	missile (s)	prirn	primary	transp	transportation
chld	chilled	frsh	fresh	mtl	material (s)	proc	process	trly	trolley
choc	chocolate	frt	freight	nat	natural	procd	processed	veg	vegetable (s)
clng	cleaning	frzn	frozen	nec	not elsewhere classified	prd	product (s)	vhl	vehicle (s)
cons	construction	fsnr	fastener (s)	nmctic	non-metallic	prsm	potassium	vola	volatile
cpd	compound (s)	ftg	fitting (s)	off	office	recondtng	reconditioning	vrnsh	varnish (s)
cprg	cooperage	frwr	forwarder	ordn	ordnance	rtd	related	w/wo	with or without
crshd	crushed	ixtr	fixture (s)			rpr	repair		

SCHEDULE 541. FREIGHT CARRIED DURING THE YEAR—Continued

Code	Description (a)	NUMBER OF TONS (2,000 pounds) OF REVENUE FREIGHT CARRIED			GROSS FREIGHT REVENUE (DOLLARS)		
		Joint rail and water traffic (b)	All other traffic (c)	Total (d)	Joint rail and water traffic (e)	All other traffic (f)	Total (g)
01	FARM PRODUCTS	T					
011	Field Crops	T					
0112	Cotton, raw						
01121	Cotton in bales						
01131	Barley						
01132	Corn, except popcorn						
01133	Oats						
01134	Rice, rough						
01135	Rye						
01136	Sorghum grains						
01137	Wheat, except buckwheat						
01139	Grain, nec						
0114	Oil seeds, nuts, & Kernels, exc edbl tree nuts						
01144	Soybeans						
0115	Field seeds, exc oil seeds						
0119	Miscellaneous field crops						
01193	Leaf tobacco						
01195	Potatoes, other than sweet						
01197	Sugar beets						
012	Fresh Fruits and Tree Nuts	T					
0121	Citrus fruits						
0122	Deciduous fruits						
01221	Apples						
01224	Grapes						
01226	Peaches						
0123	Tropical fruits, exc citrus						
01232	Bananas						
0129	Miscellaneous fresh fruits & Tree nuts						
01295	Coffee, green						
013	Fresh Vegetables	T					
0131	Bulb, roots, & Tubers, w/wo tops exc potatoes						
01318	Onions, dry						
0133	Leafy fresh vegetables						
01334	Celery						
01335	Lettuce						
0134	Dry ripe veg seeds, etc (exc artifically dried)						
01341	Beans, dry ripe						
01342	Peas, dry						
0139	Miscellaneous fresh vegetables						
01392	Watermelons						
01394	Tomatoes						
01398	Melons, exc watermelons						
014	Livestock and Livestock Products	T					
0141	Livestock						

SCHEDULE 541. FREIGHT CARRIED DURING THE YEAR—Continued

Code	Description (a)	NUMBER OF TONS (2,000 pounds) OF REVENUE FREIGHT CARRIED			GROSS FREIGHT REVENUE (DOLLARS)		
		Joint rail and water traffic (b)	All other traffic (c)	Total (d)	Joint rail and water traffic (e)	All other traffic (f)	Total (g)
	FARM PRODUCTS—Continued						
01411	Cattle _____						
01413	Swine, viz. barrows, boars, hogs, pigs, sows _____						
01414	Sheep and lambs _____						
0142	Dairy farm products, exc pasteurized _____						
0143	Animal fibers _____						
01431	Wool _____						
015	Poultry and Poultry Products _____ T						
0151	Live poultry _____						
0152	Poultry eggs _____						
019	Miscellaneous Farm Products _____						
0191	Horticultural specialties _____						
0192	Animal specialties _____						
08	FOREST PRODUCTS _____ T						
084	Gums and Barks, Crude _____						
08423	Latex and allied gums (crude natural rubber) _____						
086	Miscellaneous Forest Products _____						
09	FRESH FISH AND OTHER MARINE PRODUCTS _____ T						
091	Fresh Fish and Other Marine Products _____						
0912	Fresh fish, & whale prd, inc frzn unpackaged fish _____						
09131	Shells (oyster, crab, clam, etc) _____						
098	Fish Hatcheries, Farms & Preserves _____						
10	METALLIC ORES _____						
101	Iron Ores _____						
10112	Beneficiating-grade ore, crude _____						
102	Copper Ores _____						
103	Lead and Zinc Ores _____						
1031	Lead ores _____						
1032	Zinc ores _____						
104	Gold and Silver Ores _____						
105	Bauxite and Other Aluminum Ores _____						
106	Manganese Ores _____						
107	Tungsten Ores _____						
108	Chromium Ores _____						
109	Miscellaneous Metal Ores _____						
11	COAL _____						
111	Anthracite _____						
11111	Raw anthracite _____						
11112	Cleaned or prepared anthra. (crshd, scrnd or sized) _____						
112	Bituminous Coal and Lignite _____						
1121	Bituminous Coal _____						
13	CRUDE PETRO, NAT GAS & NAT GSLN _____ T						
131	Crude Petroleum and Natural Gas _____						
132	Natural Gasoline _____						

14	NONMETALLIC MINERALS, EXCEPT FUELS	T							
141	Dimension Stone, Quarry								
142	Crushed and Broken Stone, including riprap								
14211	Agricultural limestone								
14212	Fluxing stone or fluxing limestone								
14219	Crushed and broken stone, nec, including riprap								
144	Sand and Gravel	T							
14411	Sand (aggregate and ballast)								
14412	Gravel (aggregate and ballast)								
14413	Industrial sand, crude								
145	Clay, Ceramic and Refractory Minerals								
14511	Bentonite, crude								
14512	Fire clay, crude								
14514	Ball and kaolin clay, crude								
147	Chemical and Fertilizer Minerals								
14711	Barite (barytes), crude								
14713	Borate, potash and soda, crude								
14714	Apatite and phosphate rock, crude								
14715	Rock salt, crude								
14716	Sulphur crude								
149	Miscellaneous Nonmetallic Minerals, Except Fuels								
14911	Anhydrite and gypsum, crude								
14913	Native asphalt and bitumens								
14914	Pumice and pumicite, crude								
19	ORDNANCE AND ACCESSORIES	T							
191	Guns, Howitzers, Mortars, & Related Eqpt, Over 30 mm								
192	Ammunition, Over 30 mm								
193	Full Tracked Combat Vehicles and Parts								
194	Military Sighting and Fire Control Equipment								
195	Small Arms, 30 mm and Under								
196	Small Arms Ammunition, 30 mm and Under								
199	Miscellaneous Ordnance, Accessories, Parts								
20	FOOD AND KINDRED PRODUCTS	T							
201	Meat (Inc Poultry & Small Game), Frsh, Chld or Frzn	T							
2011	Meat, fresh or chilled, except salted								
2012	Meat, fresh-frozen								
2013	Meat products								
2014	Animal by-products, inedible								
20141	Hides, skins, pelts, not tanned (livestock)								
2015	Drsd poultry or sml game or byprds; fresh or chld								
2016	Drsd poultry, sml game & rld prd; frsh frzn								
2017	Processed poultry — small game & eggs								
202	Dairy Products	T							
2021	Creamery butter								
2023	Condensed, evaporated milk and dry milk								
2024	Ice cream and related frozen desserts								
2025	Cheese and other special dairy products								
2026	Procd whole milk, skim milk, cream & oth fluid prd								
203	Canned and Preserved Fruits, Veg & Sea Foods	T							

SCHEDULE 541. FREIGHT CARRIED DURING THE YEAR—Continued

Code	Description (a)	NUMBER OF TONS (2,000 pounds) OF REVENUE FREIGHT CARRIED			GROSS FREIGHT REVENUE (DOLLARS)		
		Joint rail and water traffic (b)	All other traffic (c)	Total (d)	Joint rail and water traffic (e)	All other traffic (f)	Total (g)
	FOOD AND KINDRED PRODUCTS—Continued						
2031	Canned and cured sea foods						
2032	Canned specialties						
2033	Canned fruits, vegetables, jams, jellies, preserves						
2034	Dried & dehyd fruits & veg (exc field dried), soup mix						
2035	Pkld fruits & veg, sauces, ssng, salad drsg						
2036	Fresh & frozen packaged fish & other seafood						
2037	Frzn fruits, fruit juices and vegetables						
2038	Frozen specialties						
2039	Canned & preserved fruits, veg, & sea foods, nec						
204	Grain Mill Products T						
2041	Flour and other grain mill products						
20411	Wheat flour, exc blended and prepared						
20412	Wheat bran, middlings or shorts						
20421	Prepared feed for animals, fish & poultry, exc canned						
20423	Canned feed for animals, fish & poultry						
2043	Cereal preparations						
2044	Milled rice, flour and meal						
2045	Blended and prepared flour						
2046	Wet corn milling products and by-prd						
20461	Corn syrup						
20462	Corn starch						
20463	Corn sugar						
205	Bakery Products						
206	Sugar (Beet and Cane) T						
2061	Sugar mill products and by-products						
20611	Raw cane and beet sugar						
20616	Sugar molasses, except blackstrap						
20617	Blackstrap molasses						
2062	Sugar, refined: Cane and beet						
20625	Sugar refining by-products						
20626	Pulp, molasses, beet						
207	Confectionery and Related Products						
208	Beverages and Flavoring Extracts						
20821	Beer, ale, porter, stout: bottled, bbls, cans & kegs						
20823	Malt extract and brewers' spent-grains						
2083	Malt						
2084	Wines, brandy, and brandy spirits						
20851	Distilled, rectified and blended liquors						
20859	By-products of liquor distilling						
2086	Btld & canned soft drinks & catd & mnrl water						
2087	Misc flvg extcs & syrups & compounds exc choc syrups						
209	Misc Food Preparations & Kindred Products						
20911	Cottonseed oil, crude or refined						

	FOOD AND KINDRED PRODUCTS—Continued					
20914	Cotton seed cake, meal and other by-products					
20921	Soybean oil, crude or refined					
20923	Soybean cake, meal, flour, grits & oth by-prd					
2093	Veg & nut oils & by-prd, exc ctnd, soybean & corn					
2094	Marine fats and oils					
2095	Roasted coffee, inc instant coffee					
2096	Shrng, table oils, mrgn & oth edbl fats & oils, nec					
2097	Ice, natural or manufactured					
2098	Macaroni, spaghetti, vermicelli & noodles, dry					
21	TOBACCO PRODUCTS	T				
211	Cigarettes					
212	Cigars					
213	Chewing and Smoking Tobacco and Snuff					
214	Stemmed and Redried Tobacco					
22	TEXTILE MILE PRODUCTS	T				
221	Cotton Broad Woven Fabrics					
222	Man-made Fiber and Silk Broad Woven Fabrics					
223	Wool Broad Woven Fabrics					
224	Narrow Fabrics					
225	Knit Fabrics					
227	Floor Coverings, Textile					
228	Yarn and Thread					
229	Miscellaneous Textile Goods					
2296	Tire cord and fabrics					
2297	Wool and mohair (scrd etc): Tops, noils, greases, etc					
2298	Cordage and twine					
23	APPAREL & OTHER FINISHED TEXTILE PRD, INC KNIT	T				
231	Men's, Youths' and Boys' Clothing					
233	Women's, Misses', Girls' and Infants' Clothing					
235	Millinery, Hats and Caps					
237	Fur Goods					
238	Miscellaneous Apparel and Accessories					
239	Miscellaneous Fabricated Textile Products					
24	LUMBER AND WOOD PRODUCTS, EXCEPT FURNITURE	T	822,377	822,377	14,069,029	14,069,029
241	Prim Forest Prd (Pipwd, Ping, Posts, Logs, Bolts, etc)		1,740	1,740	90,437	90,437
24114	Pulpwood logs					
24115	Pulpwood and other wood chips					
24116	Wood posts, poles and piling		1,740	1,740	90,437	90,437
242	Sawmill and Planing Mill products	T	791,286	791,286	13,100,079	13,100,079
2421	Lumber and dimension stock		791,286	791,286	13,100,079	13,100,079
24112	Sawed ties (railroad, mine, etc.)					
2429	Misc sawmill & plng mill prd (shgls, cprgstk, etc)					
243	Millwork, Veneer, Plywood, Prefab Strtl Wood Prd		29,351	29,351	878,513	878,513
2431	Millwork					
2432	Veneer and Plywood		29,351	29,351	878,513	878,513
244	Wooden Containers					
249	Miscellaneous Wood Products					
2491	Creosoted or oil treated wood products					

SCHEDULE 541. FREIGHT CARRIED DURING THE YEAR—Continued

Code	Description (a)	NUMBER OF TONS (2,000 pounds) OF REVENUE FREIGHT CARRIED			GROSS FREIGHT REVENUE (DOLLARS)		
		Joint rail and water traffic (b)	All other traffic (c)	Total (d)	Joint rail and water traffic (e)	All other traffic (f)	Total (g)
25	FURNITURE AND FIXTURES T		54	54		10,201	10,201
251	Household and Office Furniture		54	54		10,201	10,201
253	Public Building and Related Furniture						
254	Partitions, Shelving, Lockers, Off & Store Fxtrs						
259	Miscellaneous Furniture and Fixtures						
26	PULP, PAPER AND ALLIED PRODUCTS T						
261	Pulp and Pulp Mill Products						
26111	Pulp						
262	Paper, Except Building Paper						
26211	Newsprint						
26212	Ground wood paper, uncoated						
26213	Printing paper, coated or uncoated						
26214	Wrapping paper, wrappers and coarse paper						
26217	Special industrial paper						
26218	Sanitary tissue stock						
263	Paperboard, Pulpboard & Fiberboard, exc Insulating Bd						
264	Converted Paper & Papbd Prd exc Containers & Boxes						
2643	Paper bags						
26471	Sanitary tissues or health products						
265	Containers & Boxes, Paperboard, Fiberboard & Pulpboard						
266	Building Paper and Building Board						
26613	Wallboard						
27	PRINTED MATTER T						
271	Newspapers						
272	Periodicals						
273	Books						
274	Miscellaneous Printed Matter						
276	Manifold Business Forms						
277	Greeting Cards, Seals, Labels, and Tags						
278	Blankbooks, Looseleaf Binders and Devices						
279	Prd of Service Industries for the Printing Trades						
28	CHEMICALS AND ALLIED PRODUCTS T						
281	Industrial, Inorganic and Organic Chemicals						
2812	Sodium, ptsm, & oth basic inorganic chem cpd & I chlorine						
28123	Sodium compounds, exc sodium alkalies						
2813	Industrial gases (compressed and liquified)						
2814	Crude prd from coal tar, petro & nat gas						
2816	Inorganic pigments						
2818	Misc industrial organic chemicals						
28184	Alcohols						
2819	Misc industrial inorganic chemicals						
28193	Sulphuric acid						
282	Plstc Materials & Syn Resins, Syn Rubbers & Fibers						
28212	Synthetic rubber						

	CHEMICALS AND ALLIED PRODUCTS—Continued						
28213	Synthetic fibers						
283	Drug (Bio Prd, Medl Chems, BtncI Prd & Pharm Preps)						
284	Soap, Dtrgns & CIng Preps; Csmcs, Oth Toilet Preps						
2841	Soap & oth dtrgns, exc specialty cleansers						
285	Paints, Vrnshs, Lacquers, Enamels & Allied Prd						
286	Gum and Wood Chemicals						
287	Agricultural Chemicals						
2871	Fertilizers						
289	Miscellaneous Chemical Products						
2892	Explosives						
28991	Salt, common						
29	PETROLEUM AND COAL PRODUCTS	T					
291	Products of Petroleum Refining	T					
29111	Gsln; jet, oth high vola petro fuels exc nat gsln						
29112	Kerosene						
29113	Distillate fuel oil						
29114	Lubricating & similar oils & derivatives						
29115	Lubricating greases						
29116	Asph, tar & pitches (petro, cokeoven, coal tar)						
29117	Residual fuel oil & oth low vola petro fuels						
29119	Products of petroleum refining, nec						
2912	Liquified petroleum gases and coal gases						
295	Paving and Roofing Materials						
2951	Asphalt paving blocks and mixtures						
2952	Asphalt felt and coating						
299	Miscellaneous Petroleum and Coal Products						
29911	Coal and coke briquettes, anthracite culm.						
29913	Petroleum coke, exc briquettes						
29914	Coke produced from coal, exc briquettes						
30	RUBBER AND MISCELLANEOUS PLASTIC PRODUCTS	T					
301	Tires and Inner Tubes						
302	Rubber and Plastic Footwear						
303	Reclaimed Rubber						
304	Rubber & Plastics Hose & Belting						
306	Miscellaneous Fabricated Rubber Products						
307	Miscellaneous Plastic Products						
31	LEATHER AND LEATHER PRODUCTS	T					
311	Leather						
312	Industrial Leather Belting						
313	Boot and Shoe Cut Stock & Findings, All Materials						
314	Footwear, Except Rubber or Plastic						
315	Leather Gloves and Mittens						
316	Luggage, Handbags & Oth Pers Lea Goods, All Mtls						
319	Miscellaneous Leather Goods						
32	STONE, CLAY, GLASS AND CONCRETE PRODUCTS	T					
321	Flat Glass						
322	Glass & Glassware, Pressed and Blown						
3221	Glass containers						

SCHEDULE 541. FREIGHT CARRIED DURING THE YEAR—Continued

52

Code	Description (a)	NUMBER OF TONS (2,000 pounds) OF REVENUE FREIGHT CARRIED			GROSS FREIGHT REVENUE (DOLLARS)		
		Joint rail and water traffic (b)	All other traffic (c)	Total (d)	Joint rail and water traffic (e)	All other traffic (f)	Total (g)
	Stone, Clay, Glass and Concrete Products—Continued						
324	Hydraulic Cement						
32411	Cement, hydlic; Portland, nat. masonry, puzzolan						
325	Structural Clay Products T						
3251	Brick and structural clay tile						
32511	Brick and blocks, clay and shale						
3253	Ceramic wall and floor tile						
3255	Refractories, clay and nonclay						
3259	Miscellaneous structural clay products						
32594	Clay roofing tile						
326	Pottery and Related Products						
327	Concrete, Gypsum & Plaster Products						
3271	Concrete products						
3274	Lime and lime plaster						
3275	Gypsum products						
328	Cut Stone and Stone Products						
329	Abrasives, Asbestos, Misc Non-metallic Mnrl Prd						
3291	Abrasive products						
3295	Nmnetic mnrls or earths, grnd or ows treated						
33	PRIMARY METAL PRODUCTS T						
331	Steel Works and Rolling Mill Products						
33111	Pig iron						
33112	Furnance slag						
33119	Coke oven and blast furnace products, nec						
3312	Pr ary iron & Steel prd, exc coke oven by prd						
33121	Steel ingot and semi-finished shapes						
3313	Ferro-alloys						
3315	Steel wire, nails, and spikes						
332	Iron and Steel Castings						
33211	Iron and Steel cast pipe and fittings						
333	Nonferrous Metals Primary Smelter Products						
3331	Prim copper & copper base alloys smelter prd						
3332	Prim lead & lead base alloys smelter prd						
3333	Prim zinc & zinc base alloys smelter prd						
3334	Prim aluminum & aluminum base alloys smelter prd						
335	Nonferrous Metal Basic Shapes						
3351	Copper, brass or bronze & oth cba basic shapes						
3352	Aluminum & aba basic shapes exc aluminum foil						
3357	Nonferrous metal and insulated wire						
336	Nonferrous and Nonferrous Base Alloy Castings						
3361	Aluminum and aluminum base alloy castings						
3362	Brass, bronze, copper and cba castings						
339	Miscellaneous Primary Metal Products						

	PRIMARY METAL PRODUCTS—Continue.]					
3391	Iron and steel forgings					
3392	Nonferrous metal forgings					
34	FABR METAL PRD, EXC ORDN, MACHY & TRANSP T					
341	Metal Cans					
342	Cutlery, Hand Tools, and General Hardware					
343	Plumbing Fxtrs & Heating Apparatus, exc Electric					
3433	Heating equipment, except electric					
344	Fabricated Structural Metal Products					
3441	Fabricated structural metal products					
34411	Fabricated structural iron or steel products					
345	Bolts, Nuts, Screws, Rivets, Washers & Oth Ind Fsnr					
346	Metal Stampings					
348	Misc Fabricated Wire Prd, Exc Steel Wire					
349	Misc Fabricated Metal Prd					
3491	Metal shipping containers (bbls, cans, drums, etc)					
3494	Valves & Pipe fgt (exc plmrs brass goods & fgt)					
35	MACHINERY, EXCEPT ELECTRICAL T					
351	Engines and Turbines					
352	Farm Machinery and Equipment					
3524	Garden tractors, lawn & garden eqpt, & snow blowers					
353	Constr, Mining & Material Handling Equipment					
3531	Construction machinery and equipment					
3532	Mining machy, eqpt, & parts, exc oil field machy & eqpt					
3533	Oil field machinery and equipment					
3537	Ind Trucks, tractors, trailers, & stackers					
354	Metalworking Machinery and Equipment					
355	Spec Industry Machinery, Exc Metal-working Machy					
356	General Industrial Machinery and Equipment					
357	Office, Computing, and Accounting Machines					
358	Service Industry Machines					
359	Misc Machinery & Parts, Exc Electrical					
36	ELECTRICAL MACHINERY, EQUIPMENT AND SUPPLIES T					
361	Electrical Transmission & Distribution Equipment					
362	Electrical Industrial Apparatus					
363	Household Appliances					
3631	Household cooking equipment, all types					
3632	Household refrigerators & home & farm freezers					
3633	Household laundry equipment					
364	Electric Lighting and Wiring Equipment					
365	Radio and TV Receiving Sets, Exc Communication Types					
366	Communication Equipment					
367	Electronic Components and Accessories					
369	Misc Electrical Machinery, Eqpt & Supplies					
37	TRANSPORTATION EQUIPMENT T	753	753	202,707	202,707	
371	Motor Vehicles and Motor Vehicle Equipment T	377	377	41,948	41,948	
3711	Motor vehicles	367	367	40,719	40,719	
37111	Passenger cars, assembled	14	14	2,545	2,545	
37112	Truck tractors, and trucks, assembled	353	353	38,174	38,174	

SCHEDULE 541. FREIGHT CARRIED DURING THE YEAR—Continued

Code	Description (a)	NUMBER OF TONS (2,000 pounds) OF REVENUE FREIGHT CARRIED			GROSS FREIGHT REVENUE (DOLLARS)		
		Joint rail and water traffic (b)	All other traffic (c)	Total (d)	Joint rail and water traffic (e)	All other traffic (f)	Total (g)
	Transportation Equipment—Continued						
37113	Motor coaches, asss (inc trly buses), fire dept vhl						
3712	Passenger car bodies						
3713	Truck, and bus bodies						
3714	Motor vehicle parts and accessories						
37147	Motor vehicle body parts						
3715	Truck trailers		10	10		1,229	1,229
372	Aircraft and Parts						
373	Ships and Boats		376	376		160,759	160,759
374	Railroad Equipment						
37422	Freight train cars						
375	Motorcycles, Bicycles, and Parts						
376	Guided Msl & Space Vhl Parts, Auxiliary Eqpt, nec						
379	Miscellaneous Transportation Equipn. ent						
38	INSTRUMENTS, PHOT & OPTICAL GD, WATCHES & CLOCKS						
381	Engineering, Lab & Scientific Instruments						
382	Measuring, Controlling & Indicating Instruments						
383	Optical Instruments & Lenses						
384	Surgical, Medical & Dental Instruments & Supplies						
385	Ophthalmic or Opticians' Goods						
386	Photographic Equipment & Supplies						
387	Watches, Clocks, Clockwork Operated Devices & Parts						
39	MISCELLANEOUS PRODUCTS OF MANUFACTURING						
391	Jewelry, Silverware and Plated Ware						
393	Musical Instruments and Parts						
394	Toys, Amusement, Sporting and Athletic Goods						
3949	Sporting and athletic goods						
395	Pens, Pencils & Oth Office and Artists' Materials						
396	Costume Jewelry, Novelties, Buttons & Notions						
399	Miscellaneous Manufactured Products						
40	WASTE AND SCRAP MATERIALS						
401	Ashes						
402	Waste and Scrap, Except Ashes						
4021	Metal scrap, waste and tailings						
40211	Iron and steel scrap, wastes and tailings						
4022	Textile waste, scrap and sweepings						
4024	Paper waste and scrap						
4026	Rubber and plastic scrap and waste						
41	MISC FREIGHT SHIPMENTS						
411	Misc Freight Shipments						
41111	Outfits or kits						
41114	Articles, used, exc codes 41115; 421 & 4021						
41115	Articles, used, rtd for rpr, inc for renting						

	Misc. Freight Shipment—Continued						
412	Misc Commodities Not Taken in Regular Frt Svc						
42	CONTAINERS, SHIPPING, RETURNED EMPTY	T					
421	Containers, Shipping, Rtd Empty Inc Carr or Dvc						
422	Trailers, Semi-Trailers, Rtd Empty						
44	FREIGHT FORWARDER TRAFFIC	T					
441	Freight Forwarder Traffic						
45	SHIPPER ASSOCIATION OR SIMILAR TRAFFIC	T					
451	Shipper Association or Similar Traffic						
46	MISC MIXED SHIPMENTS EXC FWDR (44) & SHPR ASSN (45) T						
461	Misc Mixed Shipments, nec, inc TOFC						
462	Mixed Shipments in Two or More 2-digit Groups						
	TOTAL, CODES 01-46	T	823,184	823,184		14,281,937	14,281,937
47	SMALL PACKAGED FREIGHT SHIPMENTS	T					
471	Small Packaged Freight Shipments						
	TOTAL, CODES 01-47	T	823,184	823,184		14,281,937	14,281,937

NOTE.—Extent of joint motor-water traffic included in columns (c) and (f): Number of tons None; reporting carriers freight revenue None.

(Check one):

☒ This report includes all commodity
Statistics for the period covered.

☐ A supplemental report has been filed covering traffic involving less
Than three shippers reportable in any one commodity code.

☐ Supplemental Report
NOT OPEN TO PUBLIC INSPECTION.

REMARKS

542. FREIGHT AND PASSENGERS CARRIED DURING THE YEAR (DOMESTIC AND FOREIGN)

1. Give particulars called for hereunder with respect to domestic and foreign freight and passengers carried during the year. Tonnage and revenue should be on a billed basis.

2. The term "regulated" in column (c) refers to traffic transported by the respondent in service subject to the Interstate Commerce Act.

3. The terms as herein used, (a) "Foreign traffic" means traffic trans-

ported by water between a United States port and a foreign port without transshipment at a United States port, and (b) "Domestic traffic" means traffic transported by water between two United States ports, including transshipped traffic contemplated by section 392 (1) and (3) of the Interstate Commerce Act.

Line No.	Item (a)	Foreign traffic (b)	DOMESTIC TRAFFIC		Total (e)
			Regulated (c)	Unregulated (d)	
	Operating revenue:	\$	\$	\$	\$
1	Freight revenue _____		14,281,937		14,281,937
2	Passenger revenue _____				
3	Mail and express _____				
4	All other operating revenue _____				
5	Total operation revenue _____				
	Traffic carried:				
6	Number of tons of freight _____		823,184		823,184
7	Number of passengers _____				

561. EMPLOYEES, SERVICE AND COMPENSATION

1. Give particulars of persons employed by the respondent during the year (or during any portion thereof) in connection with its common and/or contract carrier operations, including incidental construction and auxiliary operations.

2. In classifying employees among the classes listed in column (a), where any individual is properly classifiable in two or more classes, assign him to that class in which the principal portion of his service was rendered at the time of the count. If any persons in the regular service of the respondent were serving without compensation, they should nevertheless be included in the returns in column (b) and the matter should be fully explained in a footnote.

3. In column (b) show, properly classified with respect to occupation, the average number of employees in the service of the respondent during the year for classes in service the year round, and during the period of navigation for classes in service only during that period. Under "Remarks" state the methods by which these averages are determined. The numbers shown in this column should include only persons directly employed by the respondent; it should not include

employees of a company or person with whom the respondent has contracts for certain classes of work, as, for example, stevedoring at a given port, etc.

4. In column (c) show the total number of hours worked (or held for work) by employees compensated on an hourly basis. This number should be accurately stated and should exclude time allowed for lunch hours, half holidays, holidays, vacations, sick leave, etc., even though full compensation or part compensation is allowed for such time. It should include all overtime actually spent in work for the respondent even though no additional compensation is paid for such work. If the duties of certain general officers, traveling agents, solicitors, and other classes of employees compensated on other than an hourly basis are of such a nature that it is impracticable to record accurately the number of hours during which they are on duty, such number may be fairly estimated and the estimate number included in the return, in which case the basis for the estimate for each class is to be shown in a footnote.

5. In column (d) include the total compensation paid employees for the work represented in

Line No.	Class of employees (a)	Average number of employees (b)	Total number of hours worked by compensated employees during the year (c)	Total amount of compensation during the year (d)	Remarks (e)
				\$	
	I. GENERAL OFFICERS, CLERKS, AND ATTENDANTS				
1	General and other officers	4		216,600	
2	Chief clerks	2		39,430	
3	Other clerks, including machine operators	8		52,748	
4	Other general office employees	2	4,160	12,616	
5	TOTAL	16	4,160	321,394	
	II. OUTSIDE TRAFFIC AND OTHER AGENCIES				
6	Agents and solicitors				
7	Chief clerks				
8	Other clerks, including machine operators				
9	Other outside agency employees				
10	TOTAL				
	III. PORT EMPLOYEES				
11	Officers and agents	5		128,497	
12	Office—chief clerks	5		58,133	
13	Office—other clerks, including machine operators	1		7,820	
14	Office—other employees	1		6,025	
15	Storeroom employees				
16	Wharf and warehouse clerks	1		17,780	
17	Wharf and warehouse foremen				
18	Wharf and warehouse mechanics				
19	Wharf and warehouse freight handlers				
20	Wharf and warehouse watchmen				
21	Wharf and warehouse other employees				
22	Coalers				
23	Shops—master mechanics and foremen	8	13,128	84,964	
24	Shops—mechanics	2	3,282	21,267	
25	Shops—laborers	5	8,205	53,168	
26	Shops—other employees				
27	Other port Employees				
28	TOTAL	28	24,620	377,654	
	IV. LINE VESSEL EMPLOYEES				
29	Captains	16	24,028	434,287	
30	Mates	47	40,618	499,912	
31	Quartermasters and wheelmen				
32	Radio operators				
33	Carpenters				
34	Deck hands				
35	Other deck employees				
36	Chief engineers	17	24,462	357,196	
37	Assistant engineers	58	38,302	447,753	
38	Electricians and machinists				
39	Oilers	7	6,316	74,995	
40	Firemen				
41	Coal passers				
42	Other employees, engineer's department				
43	Chief and assistant-chief stewards				
44	Stewards and waiters				
45	Stewardesses and maids				

561. EMPLOYEES, SERVICE AND COMPENSATION—Concluded

column (c). If any compensation was paid or is payable under labor awards of the current year, include the amount applicable to the current year in column (d) and show the portion applicable to prior years (back pay) in a footnote, by groups of employees. For purposes of this report, labor awards are intended to cover adjustments resulting from the decisions of Wage Boards and voluntary awards by the respondent incident thereto.

6. If any person is employed by two or more carriers jointly, he should be reported in column (b) by the carrier on whose payroll he is carried; if on the payrolls of more than one of the joint employers he should be reported by each carrier on whose payroll he was, and full particulars should be given in order to permit the elimination of duplications. If an officer serves two or more

corporations and receives no salary from any of them he should be reported in column (b) only by the controlling or highest ranking of such corporations reporting to the Commission.

7. This return need not include any employees engaged solely on the construction of new property; if any such are included, that fact should be stated and particulars should be given in a footnote.

8. This schedule does not include old-age retirement, and unemployment insurance taxes. See schedule 350 for such taxes.

Line No.	Class of employees (a)	Average number of employees (b)	Total number of hours worked by compensated employees during the year (c)	Total amount of compensation during the year (d)	Remarks (e)
	IV. LINE VESSEL EMPLOYEES—Continued			\$	
46	Cooks	29	22,738	248,097	
47	Scullions				
48	Bar employees				
49	Other employees, steward's department				
50	Pursers				
51	Other employees, purser's department				
52	All other vessel employees				
53	TOTAL	174	150,148	2,060,243	
	V. PORT AND OTHER VESSEL EMPLOYEES				
	TUGS				
54	Captains				
55	Mates				
56	Deck hands				
57	Engineers				
58	Firemen				
59	Cooks				
60	Other employees				
	FERRY BOATS				
61	Captains				
62	Mates				
63	Deck hands				
64	Engineers				
65	Firemen				
66	Cooks				
67	Other employees				
	BARGES, CAR-FERRIES, AND LIGHTERS, WITH POWER				
68	Captains				
69	Mates				
70	Deck hands				
71	Engineers				
72	Firemen				
73	Cooks				
74	Other employees				
	BARGES, CAR-FERRIES, AND LIGHTERS, WITHOUT POWER				
75	Captains				
76	Mates				
77	Deck hands				
78	Other employees				
79	TOTAL				
80	GRAND TOTAL	218	178,928	2,759,291	

561A. TOTAL COMPENSATION OF EMPLOYEES BY MONTHS

Line No.	Month of report year	Total compensation	Line No.	Month of report year	Total compensation
		\$			\$
1	January	212,958	7	July	223,917
2	February	202,709	8	August	244,858
3	March	202,440	9	September	229,429
4	April	215,728	10	October	231,772
5	May	230,093	11	November	223,820
6	June	230,361	12	December	311,206
			13	TOTAL	2,759,291

562. COMPENSATION OF OFFICERS, DIRECTORS, ETC.

1. In columns (a) and (b) enter the name and position of each of the five persons named in Schedules 102 and 103 of this report to whom the respondent paid the largest amount during the year as compensation for current or past service over and above necessary expenses incurred in discharge of duties. In addition, list all other officers, directors, pensioners or employees, if any, to whom the respondent paid \$40,000 or more in total compensation during the year.

2. The salary per annum to be entered in column (c) is the annual rate at which an employee is paid rather than the amount actually paid for a part of a year. If the salary of an individual was increased or decreased during the year, show salary before each change as well as at close of year.

3. If an officer, director, etc., receives compensation from one or more of the affiliated companies listed in Schedule 104, reference to this fact should be made if the aggregate compensation from all companies amounts to \$40,000 or more.

4. Other compensation to be entered in column (d) includes, but is not

limited to, commissions; bonuses; shares in profits; contingent compensation; moneys paid, set aside or accrued pursuant to any pension, retirement, savings, deferred compensation, or similar plan including premiums paid for retirement annuities, or life insurance where the respondent is not the beneficiary (Premiums on group life insurance for benefits less than \$50,000 need not be reported), or any other arrangement which constitutes a form of compensation. Give the details of any plan not previously reported, the basis of determining the ultimate benefits payable, and the payments or provisions made during the year.

5. Also include in column (d) all remuneration paid, directly or indirectly, in the form of securities, options, warrants, rights or other property. Furnish particulars concerning any options, warrants, or rights issued or granted during the year including prices, expiration dates and other information relating to exercise of the options, warrants, or rights. Specify the amount of such securities or assets so entitled to be purchased by each officer, director, etc.

Line No.	Name of person (a)	Title (b)	Salary per annum as of close of year (see instruction) (c)	Other compensation during the year (d)
1			\$	\$
2				
3				
4				
5				
6				
7				
8				
9				
10				

563. PAYMENTS FOR SERVICES RENDERED BY OTHER THAN EMPLOYEES

In the form below give information concerning fees, retainers, commissions, gifts, contributions, assessments, bonuses, pensions, subscriptions allowance for expenses, or other amounts payable aggregating \$10,000 or more during the year to any corporation, institution, association, firm, partnership, committee, or any person (other than one of respondent's employees covered in Schedule 562 in this annual report) for services or as a donation. In the case of contributions of under \$10,000 which are made in common with other carriers under a joint arrangement in payment for the performance of services or as a donation, each such contribution shall be reported, irrespectively of the amount thereof, if the total amount paid by all contributors for the performance of the particular service is equal to the sum of \$10,000 or more.

To be included are, among others, payments, directly or indirectly, for legal, medical, engineering, advertising, valuation, accounting, statistical, financial, educational, entertainment, charitable, advisory, defensive, detective, developmental, research, appraisal, registration, purchasing, architectural, and hospital services; payments for expert testimony and for handling wage disputes; and payments for services of banks, bankers, trust companies, insurance companies, brokers, trus-

tees, promoters, solicitors, consultants, actuaries, investigators, inspectors, and efficiency engineers. The enumeration of these kinds of payments should not be understood as excluding other payments for services not excluded below.

To be excluded are: Rent of buildings or other property, taxes payable to the Federal, State, or local governments, payments for heat, light, power, telegraph, and telephone services, and payments to other carriers on the basis of lawful tariff charges, as well as other payments for services which both as to their nature and amount may reasonably be regarded as ordinarily connected with the routine operation, maintenance, or construction of a waterline, but any special and unusual payments for services should be reported.

If more convenient, this schedule may be filled out for a group of companies considered as one system and shown only in the report of the principal company in the system, with references thereto in the reports of the other companies.

If any doubt exists in the mind of the reporting officer as to the reportability of any type of payment, request should be made for a ruling before filing this report.

Line No.	Name of recipient (a)	Nature of service (b)	Amount of payment (c)
1			\$
2			
3			
4			
5			
6			
7			
8			
9			
10			
11			
12			
TOTAL			

591. CONTRACTS, AGREEMENTS, ETC.

Hereunder give a concise statement of each important contract, agreement, arrangement, etc., with other companies or persons, together with important revisions, modifications, terminations, and other changes thereof, which became effective during the year, and concerned in any way the transportation of persons or things at other than tariff rates, making such statements in the following order:

1. Express companies.
2. Mail.
3. Trucking companies.
4. Freight or transportation companies or lines.
5. Railway companies.
6. Other steamboat or steamship companies.
7. Telegraph companies.

8. Telephone companies.

9. Other contracts.

Information concerning contracts of minor importance may be omitted. A contract of minor importance is defined as one involving receipts or payments of less than \$1,000 per year, and which by its terms is otherwise unimportant.

The basis for computing receipts and payments should be fully stated in the case of each such contract, agreement, or arrangement.

Instead of giving statements as above directed, the respondent may, if it so desires, furnish copies of the contracts, agreements, etc., in which case the titles thereof should be listed hereunder in the order above indicated.

None

592. IMPORTANT CHANGES DURING THE YEAR

Hereunder state the matters called for. Make the statements explicit and precise, and number them in accordance with the inquiries; each inquiry should be fully answered, and if the word "none" truly states the fact it may be used in answering any particular inquiry. Where the information here called for is given elsewhere in this report, it will be sufficient for the respondent to give detailed reference hereunder to the page, schedule, line, and item containing such information.

1. All new lines put in operation, giving—
 - (a) Termini.
 - (b) Points of call, and
 - (c) Dates of beginning operation.
2. All lines abandoned, giving particulars as above.
3. All other important physical changes, including herein all new terminal properties and floating equipment built, giving for each portion of such new terminal property—
 - (a) Location.
 - (b) Extent.
 - (c) Cost.

For each item of new self-propelling floating equipment built give—

- (d) Its name.
4. All leaseholds acquired or surrendered, giving—
 - (a) Dates.
 - (b) Lengths of terms.

(c) Names of parties.

(d) Rents, and

(e) Other conditions.

Furnish copies (if in print) of all contracts made during the year in connection with the acquisition of leasehold interests.

5. All consolidations, mergers, and reorganizations effected, giving particulars.

This statement should show the mileage, equipment, and cash value of property of each company as well as the consideration received by each company party to the action. State the dates on which consolidated, etc., and whether the prior companies have been dissolved. Copies of the articles of consolidation, merger, or reorganization should be filed with this report.

6. Adjustments in the book value of securities owned, and reasons therefor.
7. Other financial changes of more than \$50,000, not elsewhere provided for, giving full particulars.

No Material Changes

Schedule 595.—COMPETITIVE BIDDING—CLAYTON ANTITRUST ACT

62

Section 10 of the Clayton Antitrust Act (15 U.S.C. 20) states that "no common carrier engaged in commerce shall have any dealings in securities, supplies or other articles of commerce, or shall make or have any contracts for construction or maintenance of any kind, to the amount of more than \$50,000, in the aggregate, in any one year, with another corporation, firm, partnership or association when the said common carrier shall have upon its board of directors or as its president, manager or as its purchasing or selling officer, or agent in the particular transaction, any person who is at the same time a director, manager, or purchasing or selling officer of, or who has any substantial interest in, such other corporation, firm, partnership or association, unless and except such purchases shall be made from, or such

dealings shall be made with, the bidder whose bid is the most favorable to such common carrier, to be ascertained by competitive bidding under regulations to be prescribed by rule or otherwise by the Interstate Commerce Commission." The specification for competitive bids is found in the Code of Federal Regulations, Part 1010-Competitive Bids through Part 1010.7 - Carriers Subject to the Interstate Commerce Act.

In column (g), identify the company awarded the bid by including company name and address, name and title of respondent officers, directors, selling officer, purchasing officer and/or general manager that has an affiliation with the seller.

Line No.	Nature of bid (a)	Date Published (b)	Contract number (c)	No. of bidders (d)	Method of awarding bid (e)	Date filed with the Commission (f)	Company awarded bid (g)
1	None as above outlined						
2							
3							
4							
5							
6							
7							
8							
9							
10							
11							
12							
13							
14							
15							
16							
17							
18							
19							
20							
21							
22							
23							
24							
25							
26							
27							
28							
29							
30							

Carrier Initials

SBOTCO

Year 19 77

VERIFICATION

The foregoing report must be verified by the oath of the officer having control of the accounting of the respondent. The oath required may be taken before any person authorized to administer an oath by the laws of the State in which the same is taken.

(For reports filed with the Interstate Commerce Commission)

OATH

State of OREGON

SS:

County of MULTNOMAHPaul E. Brown

(Insert here name of the affiant)



makes oath and says that he is Treasurer

(Insert here the official title of the affiant)

of Sause Bros. Ocean Towing Co., Inc.

(Insert here the exact legal title or name of the respondent)

that it is his duty to have supervision over the books of account of the respondent and to control the manner in which such books are kept; that he knows that such books have, during the period covered by the foregoing report, been kept in good faith in accordance with the accounting and other orders of the Interstate Commerce Commission, effective during the said period; that he has carefully examined the said report, and to the best of his knowledge and belief the entries contained in the said report have, so far as they relate to matters of account, been accurately taken from the said books of account and are in exact accordance therewith; that he believes that all other statements of fact contained in the said report are true, and that the said report is a correct and complete statement of the business and affairs of the above-named respondent during the period of time from and including January 1, 1977, to and including December 31, 1977


(Signature of affiant)Subscribed and sworn to before me, a Notary Public, in and for the State andcounty above named, this 10 day of April, 1978My commission expires September 12, 1979[Use an
L. S.
impression seal]
(Signature of officer authorized to administer oaths)

(For reports filed with the Federal Maritime Commission)

OATH

State of _____

SS:

County of _____

_____ makes oath and says that he is

(Name)

of _____

(Official title)

(Exact name of respondent)

that he has carefully examined the foregoing report, and that to the best of his knowledge and belief the said report has been prepared in accordance with the instructions embodied in this form and is a true and correct statement of the financial affairs of the respondent for the period covered by this report.

(Signature of affiant)

Subscribed and sworn to before me, a _____, in and for the State and

county above named, this _____ day of _____, 19

My commission expires _____

[Use an
L. S.
impression seal]_____
(Signature of officer authorized to administer oaths)

INDEX

	Schedule No	Page No		Schedule No	Page No
Abstracts of leasehold contracts	382	40	Miscellaneous corporations—Investments in securities of	218	18,19
Terms and conditions of leases	372	39	Items in Income and Retained Income Accounts for		
Acquisition adjustment	286	26	the year	396	41
Agreements, contracts, etc	591	61	Noncapitalized lease commitments	250-254	15A-F
Analysis of federal income and			Noncarrier physical property—Investments in	287	27
other taxes deferred	220	17B	Notes receivable	214	13
Balance sheet—Asset side	200	8	Payable	288	27
Explanatory notes		10	Oath		63
Liability side	200	9	Obligations—Equipment	263	30
Capital stock	251	32	Officers—Principal general	103	3
Changes during the year	253	33	Operating expenses—Water-line—Class A companies	320	37
Proprietorial	256	34	Class B companies	321	39
Surplus	296	35	Revenues—Water-line	310, 311	36
Changes during the year—Important	592	61	Other special funds	216	14
Commodities carried	541	44-55			
Compensating balances and short-term borrowing arrangements	205	12A	Payments for services rendered by other than employees	563	60
Compensation of employees	561, 562	58-60	Physical property—Investments in noncarrier	287	27
Competitive Bidding—Clayton Antitrust Act	595	62	Ports and River Districts Served	414	42
Consideration for and purposes of funded debt issued or assumed			Principal general officers	103	3
during the year	265	31	Property and equipment—Transportation—Expenditures for	222	22-25
Stocks issued during the year	253	33	Proprietorial capital	256	34
Contracts, agreements, etc	591	61	Purposes of and consideration for funded debts issued or assumed	265	31
Control over respondent—Corporate	108	5	during the year	253	33
Corporations controlled by respondent	104A, 104B	4	Stocks actually issued during the year		
Debt (See Funded debt).					
Deposits—Special	215	13	Receivers' and trustees' securities	261	28,29
Special cash	206	12B	Rent revenue	371	39
Depreciation accrued on noncarrier physical property to close of			Rents, other operating	381	40
year	287	27	Respondent—Identity of	101	1
Transportation property	222	23-25	Retained income account for the year—Miscellaneous items in	396	41
Directors	102	3	—Appropriated	200	9
Dividend appropriations	293	35	—Unappropriated	291	35
Elections—Voting powers and	109	6	Revenues—Water-line operating	310, 311	36
Employees, service and compensation	561, 562	58,60	River Districts Served, Ports and	414	42
Equipment—Floating	413	42-43			
Obligations	263	30	Securities, advances and other intangibles owned or controlled		
Expenditures for transportation property and equipment	222	22-25	through non-reporting carrier and noncarrier subsidiaries	221	20,21
Expenses—Water-line operating—Class A companies	320	37	Of miscellaneous corporations—Investments in	218	18,19
Class B companies	321	39	Services	414	42
Explanatory notes—Balance sheet		10	Rendered by other than employees—Payments for	563	60
Income account		12	Short-term borrowing arrangements—Compensating balances	205	12A
Floating equipment	413	42,43	Sinking funds	216	14
Freight and passengers carried during the year (domestic and foreign)	542	57	Special—Cash deposit	206	12B
Carried during the year	541	44-55	Deposits	216	13
Funded debt—Unmatured	261	28-29	Funds, other	216	14
Issued or assumed during the year:			Stock liability for conversion of securities of other companies	254	33
Purposes of and consideration for	265	31	Stocks issued during the year—Purposes of and consideration for	253	33
Funds—Insurance	216	14	Retired or canceled during the year	253	33
Other special	216	14	—Capital	251	32
Sinking	216	14	Changes during the year	253	33
General officers—Principal	103	3	Suretyships—Guaranties and	110	7
Guaranties and suretyships	110	7	Surpluses—Capital	296	35
Identity of respondent	101	1	Transportation property—Depreciation	222	23-25
Important changes during the year	592	61	And equipment—Expenditures for	222	22-25
Income account for the year	300	11	Trustees' securities	261	28,29
Explanatory notes		12			
Miscellaneous items in	396	41	Unappropriated retained income	291	35
Insurance funds	216	14	Unmatured funded debt	261	28,29
Investments in affiliated companies	217	16,17	Undistributed earnings from		
Noncarrier physical property	287	27	certain investments in		
Other	218	18,19	affiliated companies	219	17A
Undistributed earnings	219	17A	Verification		64
Lease Commitments—Noncapitalized	250-254	15A-E	Voting powers and elections	109	6
Leased lines—Rent of	381	40			
Lease of line—Rent from	371	39	Water-line operating expenses—Class A companies	320	37
Leases—Abstracts of terms and conditions of	372	39	Class B companies	321	39
Leasehold contracts—Abstracts of	382	40	Revenues	310, 311	36
Liability for conversion of securities of other companies—Stock	254	33	Taxes	350	38
Long-term debt retired or canceled during the year	265	31			