

RC-535875 SPOKANE INTERNATIONAL RAILROAD CO. 1980 1

RC 535875
02

ORIGINAL

R-2
CLASS W RAILROADS


APPROVED BY GAO
B-180230 (R0741)
EXPIRES 3-31-83

annual report

RECEIVED
APR 2 1981

ICC - P. O. 2040

	<p>RC002587 SPOKANEINTE 2 0 2 535875 SPOKANE INTERNATIONAL RAILROAD CO. 1416 DODGE STREET OMAHA, NE 68179</p>
<p>Correct name and address if different than shown.</p>	<p>Full name and address of reporting carrier. (Use mailing label on original, copy in full on duplicate.)</p>



to the
Interstate Commerce Commission

FOR THE YEAR ENDED DECEMBER 31, 1980

NOTICE

1. This Form for annual report should be filled out in triplicate and two copies returned to the Interstate Commerce Commission, Bureau of Accounts, Washington, D.C. 20423, by March 31 of the year following that for which the report is made. Attention is specially directed to the following provisions of Part I of the Interstate Commerce Act:

Sec. 11145 The Commission is hereby authorized to require annual, periodical, or special reports from carriers, lessors, *** (as defined in this section), to prescribe the manner and form in which such reports shall be made, and to require from such carriers, lessors, *** specific and full, true, and correct answers to all questions upon which the Commission may deem information to be necessary, classifying such carriers, lessors, *** as it may deem proper for any of these purposes. Such annual reports shall give an account of the affairs of the carrier, lessor, *** in such form and detail as may be prescribed by the Commission.

(2) Said annual reports shall contain all the required information for the period of twelve months ending on the 31st day of December in each year, unless the Commission shall specify a different date, and shall be made out under oath and filed with the Commission at its office in Washington within three months after the close of the year for which report is made, unless additional time be granted in any case by the Commission.

(7) (b). Any person who shall knowingly and willfully make, cause to be made, or participate in the making of, any false entry in any annual or other report required under the section to be filed, *** or shall knowingly or willfully file with the Commission any false report or other document, shall be deemed guilty of a misdemeanor and shall be subject, upon conviction in any court of the United States of competent jurisdiction, to a fine of not more than five thousand dollars or imprisonment for not more than two years, or both such fine and imprisonment: ***

(7) (c). Any carrier or lessor, *** or any officer, agent, employee, or representative thereof, who shall fail to make and file an annual or other report with the Commission within the time fixed by the Commission, or to make specific and full, true, and correct answer to any questions within thirty days from the time it is lawfully required by the Commission so to do, shall forfeit to the United States the sum of one hundred dollars for each and every day it shall continue to be in default with respect thereto.

(8). As used in this section *** the term "carrier" means a common carrier subject to this part, and includes a receiver or trustee of such carrier, and the term "lessor" means a person owning a railroad, a water line, or a pipe line; leased to and operated by a common carrier subject to this part, and includes a receiver or trustee of such lessor. ***

The respondent is further required to send to the Bureau of Accounts, immediately upon preparation, two copies of its latest annual report to stockholders. See schedule D, page 1.

2. The instructions in this Form should be carefully observed, and each question should be answered fully and accurately, whether it has been answered in a previous annual report or not. Except in cases where they are specifically authorized, cancellations, arbitrary check marks, and the like should not be used either as partial or as entire answers to inquiries. If any inquiry, based on a preceding inquiry in the present report form is, because of the answer rendered to such preceding inquiry, inapplicable to the person or corporation in whose behalf the report is made, such notation as "Not applicable; see page , schedule (or line) number

" should be used in answer thereto, giving precise reference to the portion of the report showing the facts which make the inquiry inapplicable. Where the word "none" truly and completely states the fact, it should be given as the answer to any particular inquiry or any particular portion of an inquiry. Where dates are called for, the month and day should be stated as well as the year. Customary abbreviations may be used in stating dates.

3. Every annual report should, in all particulars, be complete in itself, and references to the returns of former years should not be made to take the place of required entries except as herein otherwise specifically directed or authorized.

4. If it be necessary or desirable to insert additional statements, typewritten or other, in a report, they should be legibly made on durable paper and, wherever practicable, on sheets not larger than a page of the Form. Inserted sheets should be securely attached, preferably at the inner margin; attachment by pins or clips is insufficient.

5. All entries should be made in a permanent black ink. Those of a contrary character should be indicated in parentheses. Items of an unusual character should be indicated by appropriate symbol and footnote.

6. Money items, except averages, throughout the annual report form should be shown in thousands of dollars adjusted to accord with footings. Totals for amounts reported in subsidiary accounts included in supporting schedules must be in agreement with related primary accounts. For purposes of rounding, amounts of \$500 but less than \$1,000 should be raised to the nearest thousand dollars, and amounts of less than \$500 should be lowered.

7. Each respondent should make its annual report to this Commission in triplicate, retaining one copy in its files for reference in case correspondence with regard to such report becomes necessary. For this reason three copies of the Form are sent to each corporation concerned.

8. Railroad corporations, mainly distinguished as operating companies and lessor companies, are for the purpose of report to the Interstate Commerce Commission divided into classes. An operating company is one whose officers direct the business of transportation and whose books contain operating as well as financial accounts; and, a lessor company, the property of which being leased to and operated by another company, is one that maintains a separate legal existence and keeps financial but not operating accounts. In making reports, lessor companies use Annual Report Form R-4.

Operating companies (including switching and terminal) are broadly classified, with respect to their operating revenues, according to the following general definitions:

Class I companies are those having annual operating revenues of \$50,000,000, or more. For this class, Annual Report Form R-1 is provided.

Class II companies are those having annual operating revenues less than \$50,000,000 but in excess of \$10,000,000. For this class, Annual Report Form R-2 is provided.

Class III companies are those having annual operating revenues of \$10,000,000, or less. For this class, Annual Report Form R-3 is provided.

All switching and terminal companies are designated class III railroads.

9. Except where the context clearly indicates some other meaning, the following terms when used in this Form have the meanings below stated:

COMMISSION means the Interstate Commerce Commission. RESPONDENT means the person or corporation in whose behalf the report is made. THE YEAR means the year ended December 31 for which the report is made. THE CLOSE OF THE YEAR means the close of business on December 31 of the year for which the report is made; or, in case the report is made for a shorter period than one year, it means the close of the period covered by the report. THE BEGINNING OF THE YEAR means the beginning of business on January 1 of the year for which the report is made; or, in case the report is made for a shorter period than one year, it means the beginning of the period covered by the report. THE PRECEDING YEAR means the year ended December 31 of the year next preceding the year for which the report is made. THE UNIFORM System in Part 1201 of Title 49, Code of Federal Regulations, as amended.

10. Railroads and all companies considered to be carriers under Section 5(3) of the Interstate Commerce Act having gross carrier operating revenues of \$20 million or more shall file the Annual Report Supplement Corporate Disclosure. This supplement is an integral part of the annual report and shall be submitted concurrently. Subject railroads are not required to file Schedules 380, 381, and 390.

Railroads with carrier operating revenues less than \$20 million shall complete all applicable schedules in this report.

ANNUAL REPORT

OF

SPOKANE INTERNATIONAL RAILROAD

(Full name of the respondent)

FOR THE

YEAR ENDED DECEMBER 31, 1980

Name, official title, telephone number, and office address of officer in charge of correspondence with the Commission regarding this report.

(Name) J. P. Deasey (Title) General Auditor

(Telephone number) 402 271-3343
(Area code) (Telephone number)

(Office address) 1416 Dodge Street, Omaha, NE 68179
(Street and number, City, State and ZIP code)

SPECIAL NOTICE

The attention of the respondent is directed below to certain particulars, if any, in which this report form differs from the corresponding form for the preceding year. It should be understood that mention is not made of necessary substitution of dates, or in general, such other things as simple modifications intended to make requirements clearer, other minor adjustments, and typographical corrections.

Revisions to this report resulted from the following Commission's decisions copies of which were served on all railroads:

DocketTitleDecision Date

ESTIMATE OF REPORTING BURDEN

In order to monitor carrier reporting burden and to satisfy GAO requirements pursuant to Section 409 of Public Law 93-153, it is requested that you voluntarily furnish your best estimate of the number of hours required to complete this report.

In making this estimate, please include the number of hours attributable to preparing the report and for any special compilations contained in this report that would not generally be maintained or used by management for purposes other than reporting to this Commission.

Total hours (Estimated) _____

TABLE OF CONTENTS

	Schedule No.	Page
Schedules Omitted by Respondent	A	3
Identity of Respondent	B	4
Voting Powers and Elections	C	6
Stockholders	D	7
Comparative Statement of Financial Position	200	8
Results of Operations	210	12
Retained Earnings-Unappropriated	220	14
Retained Earnings-Appropriated	221	15
Transfers From Government Authorities	225	15
Capital Stock	230	5
Statement of Changes in Financial Position	240	17
Changes in Working Capital	241	20
Items in Selected Current Asset Accounts	300	21
Compensating Balances and Short-Term Borrowing Arrangements	301	22
General Instructions Concerning Returns in Schedules 310, 310A and 315		23
Investments and Advances Affiliated Companies	310	24
Investments in Common Stocks of Affiliated Companies	310A	28
Special Funds and Other Investments	315	30
Securities, Advances, and Other Intangibles Owned or Controlled Through Nonreporting Subsidiaries	319	32
Property Used in Other Than Carrier Operations	325	34
Other Assets and Other Deferred Debits	329	36
Road and Equipment Property	330	38
Improvements on Leased Property	330A	40
Depreciation Base and Rates-Road and Equipment Owned and Used and Leased from Others	332	42
Accumulated Depreciation-Road and Equipment Owned and Used	335	43
Accrued Liability-Leased Property	339	44
Depreciation Base and Rates-Improvements to Road and Equipment Leased From Others	340	45
Accumulated Depreciation-Improvements to Road and Equipment Leased From Others	342	46
Depreciation Base and Rates-Road and Equipment Leased to Others	350	47
Accumulated Depreciation-Road and Equipment Leased to Others	351	48
Investment in Railroad Property Used In Transportation Service (By Company)	352A	49
Investment in Railway Property Used In Transportation Service (By Property Accounts)	352B	50
Other Elements of Investment	355	51
Capitalized Capital Leases	361	54
Noncapitalized Capital Leases	362	55
Operating Leases	363	56
Lessee Disclosures	364	57
Items in Selected Current Liability Accounts	370	58
Other Long-Term Liabilities and Other Deferred Credits	379	59
Fund Debt Unmatured	380	60
Receivers and Trustees' Securities	381	60
Amounts Payable to Affiliated Companies	390	61
Railway Operating Expenses	410	62
Analysis of Federal Income Taxes	450	64
Railway Tax Accruals	451	65
Mileage Operated (all tracks)	700	66
Mileage Operated-by States	702	66
Statistics of Rail-Line Operations	704	67
Changes During the Year	705	68
Inventory of Equipment	710	70
Unit Cost of Equipment Installed During the Year	710S	76
Revenue Freight Carried During the Year	730	77
Consumption of Fuel by Motive-Power Units	750	79
Competitive Bidding-Clayton Antitrust Act	850	80
Compensation of Officers, Directors, Etc.	900	81
Payments for Services Rendered by Other than Employees	905	82
Employees, Service, and Compensation	910	83
Verification		84
Memoranda		85

A. SCHEDULES OMITTED BY RESPONDENT

1. The respondent, at its option, may omit pages from this report provided there is nothing to report or the schedules are not applicable.

2. Show below the pages excluded and indicate the schedule number and title in the space provided below.

3. If no schedules were omitted indicate "NONE".

Page	Schedule No.	Title
		None

B. IDENTITY OF RESPONDENT

1. Give the exact name* by which the respondent was known in law at the close of the year Spokane International Railroad Company
2. State whether or not the respondent made an annual report to the Interstate Commerce Commission for the preceding year, or for any part thereof. If so, in what name was such report made? Yes Spokane International Railroad Company
3. If any change was made in the name of the respondent during the year, state all such changes and the dates on which they were made None
4. Give the location (including street and number) of the main business office of the respondent at the close of the year Box 3206, Terminal Annex, Spokane, WA 99220
5. Give the titles, names, and office addresses of all general officers of the respondent at the close of the year. If there are receivers who are recognized as in the controlling management of the road, give also their names and titles and the location of their offices.

Line No.	Title of General Officer (a)	Name and office address of person holding office at close of year (b)
1	President	(See Attached Sheets)
2	Vice President	
3	Secretary	
4	Treasurer	
5	Controller or auditor	
6	Attorney or general counsel	
7	General Manager	
8	General superintendent	
9	General freight agent	
10	General passenger agent	
11	General land agent	
12	Chief engineer	
13		

6. Give the names and office addresses of the several directors of the respondent at the close of the year, and the dates of expiration of their respective terms.

Line No.	Name of director (a)	Office address (b)	Term expires (c)
14	W. S. Cook	New York, N.Y. 10022	Until Succeeded
15	J. H. Evans	New York, N.Y. 10022	" "
16	J. C. Keneflick	Omaha, NE 68179	" "
17	W. J. McDonald	New York, N.Y. 10022	" "
18	C. N. Olsen	New York, N.Y. 10022	" "
19	W. F. Surette	New York, N.Y. 10022	" "
20			
21			
22			
23			

7. Give the date of incorporation of the respondent 4-1-41 8. State the character of motive power used Diesel.

9. Under the laws of what Government, State, or Territory was the respondent organized? If more than one, name all. Give reference to each statute and all amendments thereof, effected during the year. If previously effected, show the year(s) of the report(s) setting forth details. If in bankruptcy, give court of jurisdiction and dates of beginning of receivership or trusteeship and of appointment of receivers or trustees Organized under the Laws of the State of Washington, Sec. 3803-1 et seq. of Rev. Statute Session Laws of 1933, Chapter 185, as Amended by Chapter 143 of Laws of 1939 and Chapter 103 of Laws of 1941.

10. State whether or not any corporation or association or group of corporations had, at the close of the year, the right to name the major part of the board of directors, managers, or trustees of the respondent, and if so, give the names of all such corporations and state whether such right was derived through (a) title to capital stock or other securities issued or assumed by the respondent, (b) claims for advances of funds made for the construction of the road and equipment of the respondent, or (c) express agreement or some other source Yes
Union Pacific Railroad Company owns 100% of the Respondent's Stock.

11. Give hereunder a history of the respondent from its inception to date, showing all consolidations, mergers, reorganizations, etc., and if a consolidated or merging corporation give like particulars for all constituent and subconstituent corporations. Describe also the course of construction of the road of the respondent, and its financing See Sheet Attached.

* Use the initial word the when (and only when) it is a part of the name, and distinguish between the words railroad and railway and between company and corporation.

<u>Title</u>	<u>Name</u>	<u>Location</u>
Chairman of Board and Chief Executive Officer	J. H. Evans	New York, NY 10022
Vice Chairman of Board	W. S. Cook	"
President	J. C. Kenefick	Omaha, NE 68179
Sr. Vice President-Law	W. J. McDonald	New York, NY 10022
Sr. Vice President - Finance	W. F. Surette	"
Vice President-Operation	R. L. Richmond	Omaha, NE 68179
Vice President-Traffic	W. P. Barrett	"
Vice President-Labor Relations and Personnel	P. A. Jordan	"
Vice President-Law	C. B. Schaefer	"
Vice President	T. B. Graves, Jr.	"
Vice President	J. L. Jorgensen	"
Vice President and Controller	C. A. Rose	New York, NY 10022
Vice President and Treasurer	H. B. Shuttleworth	"
Secretary	C. M. Olsen	"
Eastern General Counsel	P. J. Coughlin, Jr.	"
Assistant Secretary	R. B. Grove	"
"	T. E. Whitaker	"
"	H. E. Grau	Omaha, NE 68179
"	R. D. McClelland	Portland, OR 97208
"	C. B. Schaefer	Omaha, NE 68179
"	J. J. Spellecy	"
Assistant Controller	C. E. Billingsley	"
"	G. F. Call	New York, NY 10022
"	R. S. Davis	"
Assistant Treasurer	D. R. Bond	Omaha, NE 68179
"	R. S. Francis, III	New York, NY 10022
"	J. W. Leahy	"
"	J. R. Mendenhall	"
Director of Taxes and General Tax Counsel	J. P. Deasey	Omaha, NE 68179
General Auditor	L. J. Bergmann	Portland, OR 97208
General Solicitor	T. P. Rogers	"
General Manager	C. O. Durham	Omaha, NE 68179
Director-Real Estate	K. W. Teague	Denver, CO 80202
Manager of Property Taxes	G. L. King	Omaha, NE 68179
Director-General Claims	D. F. Lee	"
Director-Prevention and Freight Claims		

History of respondent as requested on Page 4, Question 11.

The respondent is not a consolidated or merged company and is capitalized by the sale of 199,248 shares of no par common stock for a book value of \$3,273,360. The company owns and operates a railway line in freight service between Spokane, WA and Eastport, ID with a branch line from Coeur d' Alene Junction to Coeur d' Alene, ID.

Road Initials: SI

Year 19 80

5

NOTES AND REMARKS

C. VOTING POWERS AND ELECTIONS

1. State the par value of each share of stock: Common, \$ — per share; first preferred, \$ — per share; second preferred, \$ — per share; debenture stock, \$ — per share.
2. State whether or yes each share of stock has the right to one vote; if not, give full particulars in a footnote
3. Are voting rights proportional to holdings? Yes If not, state in a footnote the relation between holdings and corresponding voting rights.
4. Are voting rights attached to any securities other than stock? No If so, name in a footnote each security, other than stock to which voting rights are attached (as of the close of the year), and state in detail the relation between holdings and corresponding voting rights, stating whether voting rights are actual or contingent, and if contingent showing the contingency.
5. Has any class or issue of securities any special privileges in the election of directors, trustees, or managers, or in the determination of corporate action by any method? No If so, describe fully in a footnote each such class or issue and give a succinct statement showing clearly the character and extent of such privileges.
6. Give the date of the latest closing of the stock book prior to the actual filing of this report, and state the purpose of such closing 2-17-54 Additional shares in stock split - I.C.C. Docket 18394
7. State the total voting power of all security holders of the respondent at the date of such closing, if within one year of the date of such filing; if not, state as of the close of the year. 199248 votes, as of December 31, 1980 (Date) one
8. State the total number of stockholders of record, as of the date shown in answer to inquiry No. 7, one stockholders.
9. Give the names of the thirty security holders of the respondent who, at the date of the latest closing of the stock book or compilation of list of stockholders of the respondent (if within 1 year prior to the actual filing of this report), had the highest voting powers in the respondent, showing for each his address, the number of votes which he would have had a right to cast on that date had a meeting then been in order, and the classification of the number of votes to which he was entitled, with respect to securities held by him, such securities being classified as common stock, second preferred stock, first preferred stock, and other securities, stating in a footnote the names of such other securities (if any). If any such holder held in trust, give (in a footnote) the particulars of the trust. In the case of voting trust agreements give, as supplemental information the names and addresses of the thirty largest holders of the voting trust certificates and the amount of their individual holdings. If the stock book was not closed or the list of stockholders compiled within such year, show such thirty security holders as of the close of the year.

Line No.	Name of security holder (a)	Address of security holder (b)	Number of votes to which security holder was entitled (c)	NUMBER OF VOTES, CLASSIFIED WITH RESPECT TO SECURITIES ON WHICH BASED		
				Stocks		
				Common (d)	PREFERRED Second (e)	First (f)
1	Union Pacific Railroad	1416 Dodge Street	199 248	199 248		
2		Omaha, NE 68179				
3						
4						
5						
6						
7						
8						
9						
10						
11						
12						
13						
14						
15						
16						
17						
18						
19						
20						
21						
22						
23						
24						
25						
26						
27						
28						
29						
30						

C. VOTING POWERS AND ELECTIONS—Continued

10. State the total number of votes cast at the latest general meeting for the election of directors of the respondent. 199 248
votes cast.

11. Give the date of such meeting. April 8, 1980

12. Give the place of such meeting. New York

NOTES AND REMARKS

D. STOCKHOLDERS REPORTS

1. The respondent is required to send to the Bureau of Accounts, immediately upon preparation, two copies of its latest annual report to stockholders.

Check appropriate box:

☐ Two copies are attached to this report.

☐ Two copies will be submitted _____
(date)

☒ No annual report to stockholders is prepared.

200. COMPARATIVE STATEMENT OF FINANCIAL POSITION - ASSETS

Line No.	Account No.	Title (a)	Balance at Close of Year (b)	Balance at Beginning of Year (c)
		<u>Current Asset</u>		
1	701	Cash	\$ 256	\$ 256
2	702	Temporary Cash Investments (Sch. 300)	-	-
3	703	Special Deposits (Sch. 300)	-	-
		Accounts Receivable		
4	705	- Interline and Other Balances	-	60
5	706	- Customers	515	150
6	707, 704	- Other	145	150
7	709, 708	- Accrued Accounts Receivables	1 697	1 453
8	708 5	- Receivables from Affiliated Companies	-	-
9	709.5	- Less: Allowance for Uncollectible Accounts	-	-
10	710, 711, 714	Prepayments (and working funds) (Sch. 300)	45	38
11	712	Materials and Supplies	552	99
12	713	Other Current Assets (Sch. 300)	62	49
13		Total Current Assets	3 272	2 255
		<u>Other Assets</u>		
14	715, 716, 717, 722, 723, 724	Special Funds and Other Investments and advances (Sch. 315)	-	-
15	721, 721.5	Investments and Advances; Affiliated Companies (Sch. 310)	19 318	16 416
16	737, 738	Property used in other than Carrier Operations (less depreciation \$). (Sch. 325)	63	68
17	739, 741	Other Assets (Sch. 329)	20	22
18	743, 744	Other Deferred Debits (Sch. 329)	388	137
19		Total Other Assets	19 794	16 643
		<u>Road and Equipment</u>		
20	731, 732	Road (Sch. 330 & 330A)	10 812	10 763
21		Equipment	551	550
22		Unallocated Items	-	-
23	733, 734, 735, 736	Accumulated Depreciation and amortization (Schs. 332, 342, 352, 355)	(1 687)	(1 598)
24		Net road and Equipment	9 676	9 715
25		Total Assets	32 742	28 613

NOTES AND REMARKS

200. COMPARATIVE STATEMENT OF FINANCIAL POSITION - LIABILITIES AND SHAREHOLDERS' EQUITY

Line No.	Account No.	Title (a)	Balance at Close of Year (b)	Balance at Beginning of Year (c)
		<u>Current Liabilities</u>	\$	\$
26	751	Loans and Notes Payable (Sch. 370)	-	-
27	752	Accounts Payable; Interline and Other Balances	86	-
28	753, 754	Other Accounts Payable	325	270
29	755, 756	Interest and Dividends Payable	-	-
30	757	Payables to Affiliated Companies	-	-
31	759	Accrued accounts Payable (Sch. 370)	165	162
32	760, 761, 761.5, 762	Taxes Accrued (Sch. 379)	3 888	3 873
33	763	Other Current Liabilities (Sch. 370)	384	397
34	764	Equipment obligations and other long-term debt due within one year	-	-
35		Total Current Liabilities	4 848	4 702
		<u>Non Current Liabilities</u>		
36	765, 767	Funded debt unmatured		
37	766	Equipment obligations		
38	766.5	Capitalized Lease Obligations		
39	768	Debt in default		
40	769	Accounts payable: Affiliated Companies		
41	770.1, 770.2	Unamortized debt premium		
42	781	Interest in default		
43	783	Deferred revenues-Transfers from Government Authorities		
44	786	Accumulated deferred income tax credits	662	632
45	771, 772, 774, 775, 782, 784	Other long-term liabilities and deferred credits (Sch. 379)	22	8
46		Total Noncurrent Liabilities	684	640
		<u>Shareholder's Equity</u>		
47	791, 792	Capital Stock: (Sch. 230)	3274	3274
48		Common Stock	3 274	3 274
49		Preferred Stock		
50	793	Discount on Capital Stock	79	79
51	794, 795	Additional Capital (230)		
		Retained Earnings:		
52	797	Appropriated (221)		
53	798	Unappropriated (220)	23 857	19 918
54	793.1	Net Unrealized loss on noncurrent marketable equity securities		
55	798.5	Less Treasury Stock		
56		Net Stockholders Equity	27 210	23 271
57		Total Liabilities and Shareholders Equity	32 742	28 613

NOTES AND REMARKS

200. COMPARATIVE STATEMENT OF FINANCIAL POSITION - EXPLANATORY NOTES

The notes listed below are provided for the purpose of disclosing supplementary information concerning matters which have an important effect on the financial condition of the carrier. The carrier shall give the particulars called for herein and where there is nothing to report, insert the word "none"; and in addition thereto shall enter in separate notes with suitable particulars other matters involving material amounts of the character commonly disclosed in financial statements under generally accepted accounting and reporting principles, except as shown in other schedules. This includes explanatory statements explaining (1) service in-

terruption insurance policies and indicate the amount of indemnity to which respondent will be entitled for work stoppage losses and the maximum amount of additional premium respondent may be obligated to pay in the event such losses are sustained by other railroads; (2) particulars concerning obligations for stock purchase options granted to officers and employees; and (3) what entries have been made for net income or retained income restricted under provisions of mortgages and other arrangements.
(Dollars in thousands)

1. Amount (estimated, if necessary) of net income or retained income which has to be provided for capital expenditures, and for sinking and other funds pursuant to provisions of reorganization plans, mortgages, deeds of trust, or other contracts \$ None

2. Estimated amount of future earnings which can be realized before paying Federal income taxes because of unused and available net operating loss carryover on January 1 of the year following that for which the report is made Not Applicable \$

3. (a) Explain the procedure in accounting for pension funds and recording in the accounts the current and past service pension costs, indicating whether or not consistent with the prior year: _____

(b) State amount, if any, representing the excess of the actuarially computed value of vested benefits over the total of the pension fund. \$ _____

(c) Is any part of pension plan funded? Specify. Yes _____ No _____

(i) If funding is by insurance, give name of insuring company _____

(ii) If funding is by trust agreement, list trustee(s) _____

Date of trust agreement or latest amendment _____

If respondent is affiliated in any way with the trustee(s), explain affiliation: _____

(d) List affiliated companies which are included in the pension plan funding agreement and describe basis for allocating charges under the agreement _____

(e)(i) Is any part of the pension plan fund invested in stock or other securities of the respondent or any of its affiliates? Specify.

Yes _____ No _____

If yes, give number of the shares for each class of stock or other security: _____

(ii) Are voting rights attached to any securities held by the pension plan? Specify. Yes _____ No _____ If yes, who determines how stock is voted? _____

4. State whether a segregated political fund has been established as provided by the Federal Election Campaign Act of 1971 (18 U.S.C. 610). Yes _____ No X

5. (a) The amount of employers contribution to employee stock ownership plans for the current year was \$ None

(b) The amount of investment tax credit used to reduce current income tax expense resulting from contributions to qualified employee stock ownership plans for the current year was \$ None

Note: Footnote information with respect to pension plans of respondent is included as part of similar information in explanatory notes to Statement of Financial Position of Form R-1 for Union Pacific Railroad Company including its Leased Lines.

Continued on following page

200. COMPARATIVE STATEMENT OF FINANCIAL POSITION - EXPLANATORY NOTES (Concluded)

Marketable Equity Securities - to be completed by companies with \$10.0 million or more in gross operating revenues.

(a) Changes in Valuation Accounts Not Applicable

		Cost	Market	Dr. (Cr) to Income	Dr. (Cr) to Stockholders Equity
(Current Yr.)	Current Portfolio				XXXXX
as of / /	Noncurrent Portfolio			XXXXX	\$
(Previous Yr.)	Current Portfolio			XXXXX	XXXXX
as of / /	Noncurrent Portfolio			XXXXX	XXXXX

(b) At / / , gross unrealized gains and losses pertaining to marketable equity securities were as follows:

	Gains	Losses
Current	\$	\$
Noncurrent		

(c) A net unrealized gain (loss) of \$ on the sale of marketable equity securities was included in net income for ____ (year). The cost of securities sold was based on the ____ (method) cost of all the shares of each security held at time of sale.

Significant net realized and net unrealized gains and losses arising after date of the financial statements but prior to their filing, applicable to marketable equity securities owned at balance sheet date shall be disclosed below:

NOTE: / / - date - Balance sheet date of the current year unless specified as previous year.

NOTES AND REMARKS

210. RESULTS OF OPERATIONS

1. Disclose the requested information for the respondent pertaining to the results of operations for the year.

2. Report total operating expenses from Schedule 410 of this report. Any disparities in expense amounts shown in this schedule and expense amounts reported in Schedule 410 must be fully explained.

3. List dividends from investments accounted for under the

cost method on the appropriate line for Account No. 513, "Dividend income." List dividends accounted for by the equity method on the appropriate dividend line under the "Income from Affiliated Companies" subsection of this schedule.

4. All contra entries hereunder should be indicated in parenthesis.

5. Report dollars in thousands.

Line No.	Item (a)	Amount for Current Year (b)	Amount for Preceding Year (c)	Freight-Related Revenues & Expenses (d)	Passenger-Related Revenues & Expenses (e)
	ORDINARY ITEMS				
	OPERATING INCOME				
	Railway Operating Income				
1	(101) Freight **	\$ 13 735	\$ 12 783	\$ 13 735	\$
2	(102) Passenger **	-	-	-	
3	(103) Passenger-Related	-	-	-	
4	(104) Switching	205	246	205	
5	(105) Water Transfers	-	-	-	
6	(106) Demurrage	17	36	17	
7	(110) Incidental	2	5	2	
8	(121) Joint Facility-Credit	-	-	-	
9	(122) Joint Facility-Debit	-	-	-	
10	(501) Railway operating revenues (Exclusive of transfers from Government Authorities)	13 959	13 070	13 959	
11	(502) Railway operating revenues-Transfers from Government Authorities for current operations	-	-	-	
12	(503) Railway operating revenues-Amortization of deferred transfers from Government Authorities	-	-	-	
13	Total railway operating revenues (lines 10-12)	13 959	13 070	13 959	
14	(531) Railway operating expenses	6 603	5 771	6 603	
15	* Net revenue from railway operations	7 356	7 299	7 356	
	OTHER INCOME				
16	(506) Revenue from property used in other than carrier operations	5	1		
17	(510) Miscellaneous rent income	11	9		
18	(512) Separately operated properties-Profit	-	-		
19	(513) Dividend Income	-	-		
20	(514) Interest income	4	-		
21	(516) Income from sinking and other funds	-	-		
22	(517) Release of premiums of funded debt	-	-		
23	(518) Contributions from other companies	-	-		
24	(519) Miscellaneous income	10	-		
	Income from affiliated companies:				
25	Dividends	-	-		
26	Equity in undistributed earnings (losses)	-	-		
27	Total other income (lines 16-26)	30	10		
28	Total income (lines 15, 27)	7 386	7 309		
	MISCELLANEOUS DEDUCTIONS FROM INCOME				
29	(534) Expenses of property used in other than carrier operations				
30	(535) Taxes on property used in other than carrier operations	10	1		
31	(543) Miscellaneous rent expense	-	-		
32	(544) Miscellaneous taxes	-	-		
33	(545) Separately operated properties-Loss	-	-		
34	(549) Maintenance of investment organization	-	-		
35	(550) Income transferred to other companies	-	-		
36	(551) Miscellaneous income charges	4	1		
37	(553) Uncollectible accounts	-	-		
38	Total miscellaneous deductions (lines 29-37)	14	2		
39	Income available for fixed charges (lines 28, 38)	7 372	7 307		

210. RESULTS OF OPERATIONS - Continued

Line No.	Item (a)	Amount for Current Year (b)	Amount for Preceding Year (c)
	FIXED CHARGES	\$	\$
	(546) Interest on funded debt:		
40	(a) Fixed interest not in default		
41	(b) Interest in default		
42	(547) Interest on unfunded debt		
43	(548) Amortization of discount on funded debt		
44	Total fixed charges (lines 40-43)		
45	Income after fixed charges (lines 39, 44)	7 372	7 307
	OTHER DEDUCTIONS		
	(546) Interest on funded debt:		
46	(c) Contingent interest		
	UNUSUAL OR INFREQUENT ITEMS		
47	(555) Unusual or infrequent items (debit) credit	7 372	7 307
48	Income (loss) for continuing operations (before income taxes)		
	PROVISIONS FOR INCOME TAXES		
	(556) Income taxes on ordinary income:		
49	Federal income taxes	3 243	3 026
50	State income taxes	160	597
51	Other income taxes		
52	(557) Provision for deferred income taxes	30	30
53	Income from continuing operations	3 939	3 654
	DISCONTINUED OPERATIONS		
54	(560) Income or loss from operations of discontinued segments (less applicable income taxes of \$)		
55	(562) Gain or loss on disposal of discontinued segments (less applicable income taxes of \$)		
	EXTRAORDINARY ITEMS AND ACCOUNTING CHANGES		
56	(570) Extraordinary items (Net)		
57	(590) Income taxes on extraordinary items		
58	(591) Provision for deferred taxes - Extraordinary items		
59	Total extraordinary items (lines 56-58)		
60	(592) Cumulative effect of changes in accounting principles (less applicable income taxes of \$)		
61	Net income	3 939	3 654
	*Reconciliation of net railway operating income (NROI)		
62	Net revenues from railway operations	7 356	
63	(556) Income taxes on ordinary income	3 403	
64	(557) Provision for deferred income taxes	30	
65	Income from lease of road and equipment		
66	Rent for leased roads and equipment		
67	Net railway operating income	3 923	
	**Report hereunder the charges to the revenue accounts representing payments made to others for		
68	Terminal collection and delivery services when performed in connection with line-haul transportation of freight on the basis of freight tariff rates \$		
	(a) Of the amount reported for "Net revenue from railway operations", 0 % (to nearest whole number) represents payments for collection and delivery of LCL freight either in TOFC trailers or otherwise. The percentage reported is (Check one): Actual () Estimated ()		
69	Switching services when performed in connection with line-haul transportation of freight on the basis of switching tariffs and allowances out of freight rates, including the switching of empty cars in connection with a revenue movement \$ 78		
	Substitute highway motor service in lieu of line-haul rail service performed under tariffs published by rail carriers (does not include traffic moved on joint rail-motor rates):		
70	(a) Payments for transportation of persons	\$	
71	(b) Payments for transportation of freight shipments	\$	
	NOTE - Gross charges for protective services to perishable freight, without deduction for any proportion thereof credited to Account No. 101, "Freight" (not required from switching and terminal companies):		
72	Charges for service for the protection against heat	\$	
73	Charges for service for the protection against cold	\$	

220. RETAINED EARNINGS--UNAPPROPRIATED

1. Show hereunder the items of Retained Earnings Accounts of the respondent for the year, classified in accordance with the Uniform System of Accounts for Railroad Companies.

2. All contra entries hereunder should be indicated in parentheses.

3. Indicate under "Remarks" the amount of assigned Federal income tax consequences, accounts 606 and 616.

4. Segregate in column (c) all amounts applicable to the equity in undistributed earnings (losses) of affiliated companies based on the equity method of accounting.

5. Line 3 (line 7 if debit balance), column (c), should agree with line 23, column (b), Schedule 210. The total of columns (b) and (c), lines 3 and 7, should agree with line 58, column (b), Schedule 210.

6. Include in column (b) only amounts applicable to retained earnings exclusive of any amounts included in column (c). (Dollars in thousands)

Line No.	Item (a)	Retained earnings--Unappropriated (b)	Equity in undistributed earnings (losses) of affiliated companies (c)
1	Balances at beginning of year	\$ 19 918	\$
2	(601.5) Prior period adjustments to beginning retained earnings		
	CREDITS		
3	(602) Credit balance transferred from earnings	3 939	
4	(603) Appropriations released		
5	(606) Other credits to retained earnings		
6	Total	3 939	
	DEBITS		
7	(612) Debit balance transferred from income		
8	(616) Other debits to retained income		
9	(620) Appropriations for sinking and other reserve funds		
10	(621) Appropriations for other purposes		
11	(623) Dividends: Common stock		
12	Preferred stock ¹		
13	Total		
14	Net increase (decrease) during year (Line 6 minus Line 13)	3 939	
15	Balances at close of year (Lines 1, 2 and 14)	23 857	
16	Balance from line 15(c)		X X X X X
17	Total unappropriated retained earnings and equity in undistributed earnings (losses) of affiliated companies at end of year	23 857	X X X X X
	Remarks		
	Amount of assigned Federal income tax consequences:		
18	Account 606		X X X X X
19	Account 616		X X X X X

¹ If any dividends have not been declared on cumulative preferred stock give cumulative undeclared dividends at beginning of year and end of year.

221. RETAINED EARNINGS—APPROPRIATEDGive an analysis in the form called for below of account No. 797. "Retained earnings—Appropriated." (*Dollars in thousands*)

Line No.	Class of appropriation (a)	Credits during year (b)	Debits during year (c)	Balance at close of year (d)
		\$	\$	\$
1	Additions to property through retained income			
2	Funded debt retired through retained income			
3	Sinking fund reserves			
4	Incentive per diem funds			
5	Miscellaneous fund reserves			
6	Other appropriations (specify):			
7				
8				
9				
10				
11				
12				
13				
14				
15				
16	TOTAL			None

225. TRANSFERS FROM GOVERNMENT AUTHORITIES

This schedule should include particulars of all transfers from Federal, state or municipal authorities received during the year. The amount of transfer received shall be distributed among columns (c), (d), and (e) in accordance with General Instruction 1-15 of the Uniform System of Accounts for Railroad Companies.

Line No.	Description (a)	Amount (b)	Applied to current operations (c)	Deferred to future periods (d)	Applied to contributed capital (e)
	Source and description of transfers				
1		\$ None	\$	\$	\$
2					
3					
4					
5					
6					
7	Total received during year				
8	Cumulative total of Government transfers-beginning of year		XXXXXX	XXXXXX	XXXXXX
9	Cumulative total of Government transfers-end of year		XXXXXX	XXXXXX	XXXXXX

230. CAPITAL STOCK

Road Initials: SI

Year 1980

PART I. CAPITAL STOCK

1. Disclose in column (a) the particulars of the various issues of capital stock of the respondent, distinguishing separate issues of any general class, if different in any respect.
 2. Present in column (b) the par or stated value of each issue. If none, so state.
 3. Disclose in columns (c), (d), (e) and (f) the required information concerning the number of shares authorized, issued, in treasury and outstanding for the various issues.
 4. For the purposes of this report, capital stock and other securities are considered to be nominally issued when certificates are signed and sealed and placed with the proper officer for sale and delivery or are pledged or otherwise placed in some special fund of the respondent. They

are considered to be actually issued when sold to a bona fide purchaser who holds them free from control by the respondent. All securities actually issued and not reacquired by or for the respondent are considered to be actually outstanding. If reacquired by or for the respondent under such circumstances as required them to be considered as held alive, and not canceled or retired, they are considered to be nominally outstanding.
 5. If stock is being held subject to an exchange for the outstanding securities of constituent companies, then include such stock as outstanding stock, and disclose the details in footnotes.
 6. Report dollars in thousands.

Line No.	Class of Stock (a)	Par Value (b)	Number of Shares				Book Value at End of Year	
			Authorized (c)	Issued (d)	In Treasury (e)	Outstanding (f)	Outstanding (g)	In Treasury (h)
1	Common	None	199 248	199 248			3 273	
2								
3								
4	Preferred							
5								
6								
7								
8								
9								
10	TOTAL	XXXXX	199 248	199 248			3 273	

PART II. SUMMARY OF CAPITAL STOCK CHANGES DURING YEAR

1. The purpose of this part is to disclose capital stock changes during year.
 2. Column (a) presents the items to be disclosed.
 3. Columns (b), (d) and (f) require disclosures of the number of preferred, common and treasury stock, respectively, applicable to the items presented in column (a).
 4. Columns (c), (e) and (g) requires the applicable disclosure of the book values of preferred, common and treasury stock.
 5. Disclose in column (h) the additional paid-in capital realized from changes in capital stock during year.
 6. Unusual circumstances arising from changes in capital stock changes shall be fully explained in footnotes to this schedule.
 7. Report dollars in thousands.

Line No.	Items (a)	Preferred Stock		Common Stock		Treasury Stock		Additional Capital (h)
		Number of Shares (b)	Amount (c)	Number of Shares (d)	Amount (e)	Number of Shares (f)	Amount (g)	
11	Balance at beginning of year		\$		\$		\$	
12	Capital Stock Sold ¹							
13	Capital Stock Reacquired							
14	Capital Stock Canceled							
15	Stock Dividends							
16	Balance at Close of Year							

¹ By footnote state the purpose of the issue and authority.

240. STATEMENT OF CHANGES IN FINANCIAL POSITION

Give the information as requested concerning the source and application of funds during the year. Funds for the purpose of this schedule shall include all assets or financial resources even though a transaction may not directly affect cash or working capital. For example, the purchase of property in exchange for shares of stock or bonds would be an application of funds for investment in property provided by the issue of securities. Sources and uses of funds should be individually disclosed. For example, outlays for fixed assets should not be reported net of retirements.

Report dollars in thousands.

Line No.	Description (a)	Current year (b)	Prior year (c)
SOURCES OF WORKING CAPITAL			
Working capital provided by operations:			
1	Net income (loss) before extraordinary items	3 939	
Add expenses not requiring outlay of working capital; (subtract) credits not generating working capital:			
2	Retirement of nondepreciable property	18	
3	Loss (gain) on sale or disposal of tangible property	82	
4	Depreciation and amortization expenses	30	
5	Net increase (decrease) in deferred income taxes		
6	Net decrease (increase) in parent's share of subsidiary's undistributed income for the year		
7	Net increase (decrease) in non-current portion of estimated liabilities		
	Other (specify):		
8			
9			
10			
11			
12			
13	Total working capital from operations before extraordinary items	4 069	

240. STATEMENT OF CHANGES IN FINANCIAL POSITION - Continued

Line No.	Description (a)	Current year (b)	Prior year (c)
SOURCES OF WORKING CAPITAL-Continued			
14	Add funds generated by reason of discontinued operations, extraordinary items, prior period adjustments, and changes in accounting principles	\$	\$
15	Total working capital from operations	4 069	
16	Working capital from sources other than operating:		
17	Proceeds from issuance of long-term liabilities		
18	Proceeds from sale/disposition of carrier operating property		
19	Proceeds from sale/disposition of other tangible property	1	
20	Proceeds from sale/repayment of investments advances		
21	Net decrease in sinking and other special funds		
22	Proceeds from issue of capital stock		
Other (specify):			
22	Unapplied Collections	22	
23			
24			
25			
26			
27	Total working capital from sources other than operating	23	
28	Total sources of working capital	4 092	

240. STATEMENT OF CHANGES IN FINANCIAL POSITION - Concluded

Line No.	Description (a)	Current year (b)	Prior year (c)
	APPLICATION OF WORKING CAPITAL		
29	Amount paid to acquire/retire long-term liabilities		\$
30	Cash dividends declared	62	
31	Purchase price of carrier operating property		
32	Purchase price of other tangible property	2 901	
33	Purchase price of long-term investments and advances		
34	Net increase in sinking or other special funds		
35	Purchase price of acquiring treasury stock		
	Other (specify):		
36	Net Increase In Deferred Debits	252	
37	Other Miscellaneous Uses of Working Capital	8	
38			
39			
40			
41			
42			
43			
44			
45	Total application of working capital	3 223	
46	Net increase (decrease) in working capital	869	

241. CHANGES IN WORKING CAPITAL

Compute the net changes in each element of working capital.
(Thousand dollar Reporting Rule)

Line No.	Item (a)	Current year (b)	Prior year (c)	Increase (Decrease) (d)
1	Cash and temporary investments	\$ 256	\$ 256	\$
2	Net receivables	2 356	1 814	542
3	Prepayments	45	38	7
4	Materials and supplies	552	99	453
5	Other current assets not included above	62	49	13
6	Notes payable and matured obligations			
7	Accounts payable	576	432	144
8	Current equipment obligations and other debt			
9	Other current liabilities not included above	4 272	4 270	2
10	Net increase (decrease) in working capital	(1 577)	(2 446)	869

300. ITEMS IN SELECTED CURRENT ASSET ACCOUNTS

If the amount in the captioned selected current asset accounts (Accounts 702, 703, 704, 708, 709, 710, 711, 712, and 713) exceeds 5% of total current assets, report the three largest items in the account or combined accounts and any other items exceeding

5% of current assets. Give a brief description of each item listed. In case the character of any item is not fully disclosed by the entries in the columns hereunder, make a full explanation in a footnote. (Dollars in thousands)

Line No.	Account No. (a)	Item (b)	Amount (c)
1			\$
2			
3	709	Freight Settlements in Suspense	1 697
4			
5	711	Funded Pension Plan	45
6			
7	712	Material and Supplies	552
8			
9	713	Advance Charges-Intransit-Local	62
10			
11			
12			
13			
14			
15			
16			
17			
18			
19			
20			
21			
22			
23			
24			
25			
26			
27			
28			
29			
30			
31			
32			
33			
34			
35			
36			
37			

301. COMPENSATING BALANCES AND SHORT-TERM BORROWING ARRANGEMENTS

Using the following notes as a guideline show the requirements compensating balances and short-term borrowing arrangements. Footnote disclosure is required even though the arrangement is not reduced to writing.

1. Disclose compensating balances not legally restricted, lines of credit used and unused, average interest rate of short-term borrowings outstanding at balance sheet date, maximum amount of outstanding borrowings during the period and the weighted average rate of those borrowings.
2. Time deposits and certificates of deposit constituting compensating balances not legally restricted should be disclosed.
3. Compensating balance arrangements need only be disclosed for the latest fiscal year.
4. Compensating balances included in account 703, Special deposits, and in account 717, Other funds, should also be separately disclosed below.
5. Compensating balance arrangements are sufficiently material to require disclosure in footnotes when the aggregate of written and oral agreement balances amount to 15 percent or more of liquid assets (current cash balances, restricted and unrestricted plus marketable securities).
6. When a carrier is not in compliance with a compensating balance requirement, that fact should be disclosed along with stated and possible sanctions whenever such possible sanctions may be immediate (not vague or unpredictable) and material.

None

GENERAL INSTRUCTIONS CONCERNING RETURNS IN SCHEDULES 310, 310A and 315

1. Schedules 310 and 315 should give particulars of stocks, bonds, other secured obligations, unsecured notes, and investment advances of affiliated and nonaffiliated companies held by respondent at close of year. Specifically, the disclosures should include the investments in the obligations of Federal, state and local governments, and the obligation of individuals. Also, disclose the investments made, disposed of, and written down during the year, and the applicable dividends and interest credited to income as a result of those investments. They should exclude securities issued or assumed by respondent. For definition of affiliated companies, see the rules governing Account No. 721 "Investments in affiliated companies," in the Uniform System of Accounts for Railroad Companies.

2. List the investments in the following order and show a total for each group and each class of investments by accounts in numerical order:

- (A) Stocks:
 - (1) Carriers - active.
 - (2) Carriers - inactive.
 - (3) Noncarriers - active.
 - (4) Noncarriers - inactive.
- (B) Bonds (including U.S. Government Bonds):
- (C) Other secured obligations:
- (D) Unsecured notes:
- (E) Investment advances:

3. The subclassification of classes (B), (C), (D), and (E) should be the same as that provided for class (A).

4. The kinds of industry represented by respondent's investments in the securities of other companies should be shown by symbol opposite the names of the issuing corporations, the symbols and industrial classifications to be as follows:

Symbol	Kind of Industry
I	Agriculture, forestry, and fisheries
II	Mining
III	Construction
IV	Manufacturing
V	Wholesale and retail trade
VI	Finance, insurance, and real estate
VII	Transportation, communications, and other public utilities
VIII	Services
IX	Government
X	All other

5. By carriers, as the term is used here, is meant companies owning or operating railroads, facilities auxiliary thereto such as bridges, ferries, union depots, and other terminal facilities, sleeping cars, parlor cars, dining cars, freight cars, express service and facilities, electric railways, highway motor vehicles, steamboats and other marine transportation equipment, pipe lines (other than those for transportation of water), and other instrumentalities devoted to the transportation of persons or property for hire. Telegraph and telephone companies are not meant to be included.

6. Noncarrier companies should, for the purpose of these schedules, include telephone companies, telegraph companies, mining companies, manufacturing companies, hotel companies, etc. Purely "holding companies" are to be classed as noncarrier companies, even though the securities held by such companies are largely or entirely those issued or assumed by carriers.

7. By an active corporation is meant one which maintains an organization for operating property or administering its financial affairs. An inactive corporation is one which has been practically absorbed in a controlling corporation and which neither operates property nor administers its financial affairs; if it maintains an organization it does so only for the purpose of complying with legal requirements and maintaining title to property or franchises.

8. Combine, in one amount, investments in which the original cost or present equity in total assets is less than \$10,000.

9. Include investments in unincorporated entities such as lessee organizations. Exclude amounts normally settled on a current basis.

10. Do not include the value of securities issued or assumed by respondent.

11. For affiliates which do not report to the Interstate Commerce Commission and are jointly owned, disclose in footnotes the name and extent of control of the other controlling entities.

12. Report dollars in thousands.

310. INVESTMENTS AND ADVANCES AFFILIATED COMPANIES

1. Give particulars of investments in stocks, bonds, other secured obligations, unsecured notes, and investment advances of companies affiliated with respondent, included in accounts Nos. 715, "Sinking funds"; 716, "Capital funds"; 721, "Investments advances in affiliated companies"; and 717, "Other funds."

2. Entries in this schedule should be made in accordance with the definitions and general instructions given on page 21, classifying the investments by means of letters, figures, and symbols in columns (a), (b), and (c).

3. Indicate by means of an arbitrary mark in column (d) the obligation in support of which any security is pledged, mortgaged,

or otherwise encumbered, giving names and other important particulars of such obligations in footnotes.

4. Give totals for each class and for each subclass and a grand total for each account.

5. Entries in column (d) should show date of maturity of bonds and other evidences of indebtedness. In case obligations of the same designation mature serially, the date in column (d) may be reported as "Serially 19__ to 19__." Abbreviations in common use in standard financial publications may be used to conserve space.

6. If any of the companies included in this schedule are controlled by respondent, the percent of control should be given in

Line No.	Account No.	Class No.	Kind of Industry	Name of issuing company and also lien reference, if any (include rate for preferred stocks and bonds)	Extent of control
	(a)	(b)	(c)	(d)	(e)
1	721	A-1		Delta Alaska Terminal, Ltd.	7.5%
2					
3	721	E-1		Union Pacific Railroad Co.	
4					
5					
6					
7					
8					
9					
10					
11					
12					
13					
14					
15					
16					
17					
18					
19					
20					
21					
22					
23					
24					
25					
26					
27					
28					
29					
30					
31					
32					
33					
34					
35					
36					
37					
38					
39					
40					

Road Initials: SI

Year 19 80

310. INVESTMENTS AND ADVANCES AFFILIATED COMPANIES—Continued

column (e). In case any company listed is controlled other than through actual ownership of securities, give particulars in a footnote. In cases of joint control, give names of other parties and particulars of control.

7. If any advances reported are pledged, give particulars in a footnote.

8. Investments in companies in which neither the original cost or present equity in total assets is less than \$10,000 may be combined in one figure.

9. Also included should be investments in unincorporated entities such as lessee organizations (exclusive of amounts nominally settled on a current basis).

10. This schedule should not include securities issued or assumed by respondent.

11. For affiliated which do not report to the Interstate Commerce Commission, and are jointly owned, give names and extent of control of other entities by footnote.

12. Report dollars in thousands.

Investments and advances				Disposed of; Profit (loss)	Adjustments Account 721.5	Dividends or interest credited to income	Line No.
Opening balance	Additions	Deductions (if other than sale explain)	Closing balance				
(f)	(g)	(h)	(i)	(j)	(k)	(l)	
\$ 1	\$	\$ 1	\$	\$	\$	\$	1
							2
							3
16 415	2 903		19 318				4
							5
							6
							7
							8
							9
							10
							11
							12
							13
							14
							15
							16
							17
							18
							19
							20
							21
							22
							23
							24
							25
							26
							27
							28
							29
							30
							31
							32
							33
							34
							35
							36
							37
							38
							39
							40

310. INVESTMENTS AND ADVANCES AFFILIATED COMPANIES—Continued

Line No.	Account No. (a)	Class No. (b)	Kind of Industry (c)	Name of issuing company and also lien reference, if any (include rate for preferred stocks and bonds) (d)	Extent of control (e)
1					
2					
3					
4					
5					
6					
7					
8					
9					
10					
11					
12					
13					
14					
15					
16					
17					
18					
19					
20					
21					
22					
23					
24					
25					
26					
27					
28					
29					
30					
31					
32					
33					
34					
35					
36					
37					
38					
39					
40					

310. INVESTMENTS AND ADVANCES AFFILIATED COMPANIES—Concluded

Investments and advances				Disposed of; Profit (loss) (j)	Adjustments Account 721.5 (k)	Dividends or interest credited to income (l)	Line No.
Opening balance (f)	Additions (g)	Deductions (if other than sale explain) (h)	Closing balance (i)				
\$	\$	\$	\$	\$	\$	\$	1
							2
							3
							4
							5
							6
							7
							8
							9
							10
							11
							12
							13
							14
							15
							16
							17
							18
							19
							20
							21
							22
							23
							24
							25
							26
							27
							28
							29
							30
							31
							32
							33
							34
							35
							36
							37
							38
							39
							40

310A. INVESTMENTS IN COMMON STOCKS OF AFFILIATED COMPANIES
Undistributed Earnings From Certain Investments in Affiliated Companies

1. Report below the details of all investments in common stocks included in Account 721, Investments in Affiliated Companies.
2. Enter in column (c) the amount necessary to retroactively adjust those investments. (See instruction 5-2, Uniform System

of Accounts.)

3. Enter in column (d) the share of undistributed earnings (i.e., less dividends) or losses.

4. Enter in column (e) the amortization for the year of the excess of cost over equity in net assets (equity over cost) at date

of acquisition.
5. For definitions of "carrier" and "noncarrier," see general instructions.

(DOLLARS IN THOUSANDS)

Line No.	Name of issuing company and description of security held. (a)	Balance at beginning of year (b)	Adjustment for investments equity method (c)	Equity in undistributed earnings (losses) during year (d)	Amortization during year (e)	Adjustment for investments disposed of or written down during year (f)	Balance at Close of year (g)
1	Carriers: (List specifics for each company)	\$	\$	\$	\$	\$	\$
2		None					
3							
4							
5							
6							
7							
8							
9							
10							
11							
12							
13							
14							
15							
16							
17							
18							
19							
20							
21							
22							
23							
24							
25							
26							
27							

Road Initials: SI

Year 19 80

NOTES AND REMARKS

315. SPECIAL FUNDS AND OTHER INVESTMENTS

1. Complete this schedule if the amount in account 722, "Other Investments" is greater than 1% of total assets.

2. Give particulars of investments in stocks, bonds, other secured obligations, unsecured notes, and investment advances of other than affiliated companies, included in accounts Nos. 715, "Sinking funds", and 717, "Other funds." Investments included in

accounts Nos. 715, 716, and 717 held by trustees in lieu of cash deposits required under the governing instrument are not to be reported.

3. Entries in this schedule should be made in accordance with the definitions and general instructions given on page 23, classifying the investments by means of letters, figures, and symbols in columns

Line No.	Account No.	Class No.	Kind of industry	Name of issuing company or government and description of security held; also lien reference, if any	Balance at close of year	Book value of investment made during the year
	(a)	(b)	(c)	(d)	(e)	(f)
1				None	\$	\$
2						
3						
4						
5						
6						
7						
8						
9						
10						
11						
12						
13						
14						
15						
16						
17						
18						
19						
20						
21						
22						
23						
24						
25						
26						
27						
28						
29						
30						
31						
32						
33						
34						
35						
36						
37						
38						
39						
40						
41						
42						
43						
44						
45						
46						

315. SPECIAL FUNDS AND OTHER INVESTMENTS--Continued

(a), (b), and (c). Investment in U.S. Treasury obligations may be reported as one item. Items where original cost is less than \$500,000 may be combined as one item.

4. Indicate by means of an arbitrary mark in column (d) the obligation in support of which any security is pledged, mortgaged, or otherwise encumbered, giving names and other important particulars of such obligations in footnotes.

5. Give totals for each subclass and a grand total for each account.

6. Entries in column (d) should show date of maturity of bonds and other evidences of indebtedness. In case obligations of the same designation matured serially, the date in column (d) may be reported as "Serially 19__ to 19__." In making entries in this column, abbreviations in common use in standard financial publications may be used where necessary on account of limited space.

7. If any advances reported are pledged, give particulars in a footnote.

8. Report dollars in thousands.

INVESTMENTS DISPOSED OF OR WRITTEN DOWN DURING YEAR		Adjustment at end of year (Account 723)	Allowance for unrealized loss on noncurrent marketable equity securities (Account 724)		Dividends or interest during year credited to income	Line No.
Book value (g)	Profit or (Loss) (h)		Changes during year (j)	Balance at close of year (k)		
\$	\$	\$ (i)	\$	\$	\$ (l)	
						1
						2
						3
						4
						5
						6
						7
						8
						9
						10
						11
						12
						13
						14
						15
						16
						17
						18
						19
						20
						21
						22
						23
						24
						25
						26
						27
						28
						29
						30
						31
						32
						33
						34
						35
						36
						37
						38
						39
						40
						41
						42
						43
						44
						45
						46

319. SECURITIES, ADVANCES, AND OTHER INTANGIBLES OWNED OR CONTROLLED THROUGH NONREPORTING SUBSIDIARIES

1. Give particulars of investments represented by securities and advances (including securities issued or assumed by respondent), and of other intangible property, indirectly owned or controlled by respondent through any subsidiary which does not report to the

Commission under the provisions of the Interstate Commerce Act, without regard to any question of whether the company issuing the securities, or the obligor, is controlled by the subsidiary.

Line No.	Class No.	Name of issuing company and security or other intangible thing in which investment is made	Total book value of investments at close of year	Book value of investments made during year
	(a)	(b)	(c)	(d)
1		None	\$	\$
2				
3				
4				
5				
6				
7				
8				
9				
10				
11				
12				
13				
14				
15				
16				
17				
18				
19				
20				
21				
22				
23				
24				
25				
26				
27				
28				
29				
30				
31				
32				
33				
34				
35				
36				
37				
38				
39				
40				
41				
42				
43				
44				
45				
46				
47				
48				
49				

319. SECURITIES, ADVANCES, AND OTHER INTANGIBLES OWNED OR CONTROLLED THROUGH NONREPORTING SUBSIDIARIES—Continued

2. This schedule should include all securities, open account advances, and other intangible property owned or controlled by non-reporting companies as well as those owned or controlled by any other organization or individual whose action respondent is able to determine.

3. Investments in U.S. Treasury obligations may be combined in a single item.

4. Column (a), Class No., should show classifications as provided in General Instructions, Schedules 310 & 315.
(Dollars in thousands)

INVESTMENTS DISPOSED OF OR WRITTEN DOWN DURING YEAR		Extent of control (g)	Names of subsidiaries in connection with things owned or controlled through them (h)	Line No.
Book Value (e)	Selling price (f)			
\$	\$	%		1
				2
				3
				4
				5
				6
				7
				8
				9
				10
				11
				12
				13
				14
				15
				16
				17
				18
				19
				20
				21
				22
				23
				24
				25
				26
				27
				28
				29
				30
				31
				32
				33
				34
				35
				36
				37
				38
				39
				40
				41
				42
				43
				44
				45
				46
				47
				48
				49

325. PROPERTY USED IN OTHER THAN CARRIER OPERATIONS

1. This schedule may be omitted unless (a) gross property used in other than carrier operations is more than 5% of total assets, or (b) net profit from noncarrier operations for the year amounts to 10% or more of income before extraordinary items.

2. Show separately (a) the three properties with the greatest asset value, and (b) the three properties with greatest revenues. Show also each property whose gross value exceeds 5% of total assets or whose net profit from noncarrier operations exceed 10% of income before extraordinary items. Other items may be combined on one line.

3. If any of the individual items of property shown in column (a) were acquired in consideration of stocks, bonds, and other evidence of debt, or in exchange for other property, enter in column (e) only the amount at which carried in respondent's books and in a footnote give a full description of the consideration actually paid. Also if the actual money cost to respondent is different from that shown in column (e), give particulars in a footnote.

4. In section B include in column (f) the gross amount of revenue or income included in account 506; in column (g), the gross amount of expenses (including depreciation) charged to accounts

Line No.	Item (Kind and location of property, and nature of business, if any) (a)	A. INVESTMENT (ACCOUNT 737)			
		Year of acquisition (b)	Charges during the year (c)	Credits during the year (d)	Balance of close of year (See ins. 3) (e)
1			\$	\$	\$
2					
3	Information not reported as per instruction Number 1.				
4					
5					
6					
7					
8					
9					
10					
11					
12					
13					
14					
15					
16					
17					
18					
19					
20					
21					
22	Total	X X X X			

NOTES AND REMARKS

325. PROPERTY USED IN OTHER THAN CARRIER OPERATIONS—Continued

506 and 534; in column (h), the amount of taxes charged to accounts 535 and 544 for the year; and in column (i), the net profit or loss of columns (f) minus (g) and (h).

5. Any differences between the total of column (h) and the totals of accounts 535 and 544, and differences between the total of column (i) and the net total of accounts 506, 534, 535, and 544, of such accounts in Schedule 210, "Results of Operations", should be explained in a footnote.

6. In section C give an analysis of accumulated depreciation in account 738 for each item shown in column (a). Show in column

(n) the percentage or composite rate used by the respondent for computing the amount of depreciation credited to the account during the year. Any adjustments of importance included in columns (j) and (k) should be fully explained in a footnote.

7. The word "item" as herein used means a unit or composite of an investment in or operation of property such as a powerplant, a mine, an amusement park, etc., together with ancillary property or operations.

8. Report dollars in thousands.

B. REVENUES, INCOME, EXPENSES AND TAXES CREDITED AND DEBITED TO ACCOUNTS 506, 534, 535 AND 544 DURING THE YEAR				C. ACCUMULATED DEPRECIATION (ACCOUNT 738)					Line No.
Revenues or income (f)	Expenses (g)	Taxes (h)	Net profit for year (L loss) (i)	Credits during the year (j)	Debits during the year (k)	Balance at close of year (l)	Base (m)	Rates (n)	
\$	\$	\$	\$	\$	\$	\$	\$	%	1
									2
									3
									4
									5
									6
									7
									8
									9
									10
									11
									12
									13
									14
									15
									16
									17
									18
									19
									20
									21
								XXXXX	22

NOTES AND REMARKS

329. OTHER ASSETS AND OTHER DEFERRED DEBITS

If the amount in either the captioned Accounts 739, 741, 743, 744 "Other assets" account or the "Other deferred debit" account exceeds 5% of total assets, then report the three largest items in those respective amounts. Also report any single item exceeding 5%

of total assets. Give a brief description of each item. In case the character of any item is not fully disclosed by the entries in the columns hereunder, make a full explanation in a footnote. (*Dollars in thousands.*)

Line No.	Account No. (a)	Item (b)	Amount (c)
1			\$
2			
3			
4		Information not reported as per above instructions.	
5			
6			
7			
8			
9			
10			
11			
12			
13			
14			
15			
16			
17			
18			
19			
20			
21			
22			
23			
24			
25			
26			
27			
28			
29			
30			
31			
32			
33			
34			
35			
36			
37			
38			
39			
40			
41			
42			
43			
44			
45			

INSTRUCTIONS CONCERNING RETURNS TO BE MADE IN SCHEDULE 330 AND 330A

1. Give particulars of balances at the beginning and close of the year and of all changes during the year in account No. 731, "Road and Equipment Property," and account No. 732, "Improvements on Leased Property," classified by primary accounts in accordance with the Uniform System of Accounts for Railroad Companies. If account No. 732 for road or for equipment is less than 5% of account No. 731 at the beginning and end of year, the corresponding portion of Schedule 330A may be omitted. The balances, by primary accounts, should, insofar as known, be stated in column (b) and all changes made during the year should be analyzed in columns (c) to (f), inclusive. Column (h) is the aggregate of columns (b) to (f), inclusive. Grand totals of columns (b) and (h) should equal the sum of accounts 731 and 732 for the respective periods; if not, full explanation should be made in a footnote.

2. In column (c) are to be shown disbursements made for the specific purpose of purchasing, constructing, and equipping new lines, and for the extension of old lines, as provided for in Instruction 2-1, "Items to be charged," of the Uniform System of Accounts for Railroad Companies, for such items.

3. In column (d) is to be shown the cost of a railway or portion thereof, acquired as an operating entity or system by purchase, merger, consolidation, reorganization, receivership sale or transfer, or otherwise.

4. In columns (c) and (e), should be included all entries covering expenditures for additions and betterments, as defined, whether replacing other property or not.

5. In column (f) should be entered all credits representing property sold, abandoned, or otherwise retired.

6. Both the debit and credit involved in each transfer, adjustment, or clearance, between road and equipment accounts, should be included in the column in which the item was initially

included; also the transfer of prior years' debits or credits from investment in road and equipment to operating expenses or other accounts, or vice versa, should be included in the column applicable to current items of like nature. Each such transfer, adjustment, or clearance should be fully explained when in excess of \$100,000.

7. If during the year an individual charge of \$100,000 or more was made to account No. 2, "Land for transportation purposes," state in a footnote the cost, location, area, and other details which will identify the property.

8. Report on line 34 amounts not includible in the primary road accounts. The items reported should be briefly identified and explained under "Notes and Remarks," below. Amounts should be reported on this line only under special circumstances, usually after permission is obtained from the Commission for exceptions to prescribed accounting. Reference to such authority should be made when explaining the amounts reported. Respondents must not make arbitrary changes to the printed stub or column headings without specific authority from the Commission.

9. If during the year a segment of transportation property was acquired, state in a footnote the name of the vendor, the mileage acquired, and the date of acquisition, giving termini and the cost of the property to the respondent. Also furnish a statement of the amount included in each primary account representing such property acquired, referring to the column or columns in which the entries appear.

10. If an amount of less than \$2000 is used as the minimum debit or credit for additions and betterments to property investment accounts as provided for in Instruction 2-2, of the Uniform System of Accounts for Railroad Companies, state in a footnote the amount used.

11. Show dollars in thousands.

NOTES AND REMARKS

330. ROAD AND EQUIPMENT PROPERTY (See Instructions)

Line No.	Account (a)	Balance at beginning of year (b)	Expenditures during the year for original road and equipment, and road extensions (c)	Expenditures during the year for purchase of existing lines, reorganizations, etc. (d)
1	(1) Engineering	\$ 187	\$	\$
2	(2) Land for transportation purposes	213		
3	(3) Grading	2 159		
4	(4) Other right-of-way expenditures	17		
5	(5) Tunnels and subways	149		
6	(6) Bridges, trestles, and culverts	1 731		
7	(7) Elevated structures			
8	(8) Ties	1 060		
9	(9) Rails	1 462		
10	(10) Other track material	1 557		
11	(11) Ballast	395		
12	(12) Track laying and surfacing	528		
13	(13) Fences, snowsheds, and signs	48		
14	(16) Station and office buildings	230		
15	(17) Roadway buildings	36		
16	(18) Water stations			
17	(19) Fuel stations	1		
18	(20) Shops and enginehouses	1		
19	(22) Storage warehouses			
20	(23) Wharves and docks			
21	(24) Coal and ore wharves			
22	(25) TOFC/COFC terminals			
23	(26) Communication systems	93		
24	(27) Signals and interlockers	49		
25	(29) Power plants			
26	(31) Power-transmission systems	1		
27	(35) Miscellaneous structures			
28	(37) Roadway machines	481		
29	(39) Public improvements—Construction	59		
30	(44) Shop machinery			
31	(45) Power-plant machinery			
32	Other (specify and explain) <u>1/</u>	8		
33	Total expenditures for road	10 465		
34	(52) Locomotives			
35	(53) Freight-train cars	480		
36	(54) Passenger-train cars			
37	(55) Highway revenue equipment			
38	(56) Floating equipment			
39	(57) Work equipment	55		
40	(58) Miscellaneous equipment	15		
41	Total expenditures for equipment	550		
42	(76) Interest during construction	285		
43	(77) Other expenditures—General	13		
44	Total general expenditures	298		
45	Total	11 313		
46	(80) Other elements of investment			
47	(90) Construction work in progress			
48	Grand Total	11 313		

1/ Acct. 38 Roadway Small Tools

330. ROAD AND EQUIPMENT PROPERTY (See Instructions)

Expenditures for additions and betterments during the year	Credit for property retired during the year	Net changes during the year	Balance at close of year	Line No.
(e)	(f)	(g)	(h)	
\$	\$	\$	\$	
			187	1
			213	2
			2 159	3
			17	4
			149	5
			1 731	6
				7
	3	(3)	1 057	8
2	3	(1)	1 461	9
11	1	10	1 567	10
			395	11
1	3	(2)	526	12
			48	13
2		2	232	14
			36	15
				16
			1	17
			1	18
				19
				20
				21
7	(1)	8	101	22
3		3	52	23
				24
			1	25
				26
35	1	34	515	27
	(6)	6	65	28
				29
				30
	8	(8)		31
61	12	49	10 514	32
				33
			480	34
				35
				36
				37
			55	38
1		1	16	39
1		1	551	40
			285	41
			13	42
			298	43
62	12	50	11 363	44
				45
				46
				47
62	12	50	11 363	48

330A. IMPROVEMENTS ON LEASED PROPERTY (See Instruction)

Line No.	Account (Dollars in thousands)	Balance at beginning of year	Expenditures during the year for original road and equipment, and road extensions	Expenditures during the year for purchase of existing lines, reorganizations, etc.
	(a)	(b)	(c)	(d)
1	(1) Engineering	\$	\$	\$
2	(2) Land for transportation purposes			
3	(3) Grading			
4	(4) Other right-of-way expenditures			
5	(5) Tunnels and subways			
6	(6) Bridges, trestles, and culverts			
7	(7) Elevated structures			
8	(8) Ties			
9	(9) Rails			
10	(10) Other track material			
11	(11) Ballast			
12	(12) Track laying and surfacing			
13	(13) Fences, snowsheds, and signs			
14	(16) Station and office buildings			
15	(17) Roadway buildings			
16	(18) Water stations			
17	(19) Fuel stations			
18	(20) Shops and enginehouses			
19	(22) Storage warehouses			
20	(23) Wharves and docks			
21	(24) Coal and ore wharves			
22	(25) TOFC/COFC terminals			
23	(26) Communication systems			
24	(27) Signals and interlockers			
25	(29) Power plants			
26	(31) Power-transmission systems			
27	(35) Miscellaneous structures			
28	(37) Roadway machines			
29	(39) Public improvements—Construction			
30	(44) Shop machinery			
31	(45) Power-plant machinery			
32	Other (specify and explain)			
33	Total expenditures for road			
34	(52) Locomotives			
35	(53) Freight-train cars			
36	(54) Passenger-train cars			
37	(55) Highway revenue equipment			
38	(56) Floating equipment			
39	(57) Work equipment			
40	(58) Miscellaneous equipment			
41	Total expenditures for equipment			
42	(76) Interest during construction			
43	(77) Other expenditures—General			
44	Total general expenditures			
45	Total			
46	(80) Other elements of investment			
47	(90) Construction work in progress			
48	Grand Total	None		

330A. IMPROVEMENTS ON LEASED PROPERTY—Continued

Expenditures for additions and betterments during the year	Credits for property retired during the year	Net changes during the year	Balance at close of year	Line No.
(e)	(f)	(g)	(h)	
\$	\$	\$	\$	1
				2
				3
				4
				5
				6
				7
				8
				9
				10
				11
				12
				13
				14
				15
				16
				17
				18
				19
				20
				21
				22
				23
				24
				25
				26
				27
				28
				29
				30
				31
				32
				33
				34
				35
				36
				37
				38
				39
				40
				41
				42
				43
				44
				45
				46
				47
				48

332. DEPRECIATION BASE AND RATES—ROAD AND EQUIPMENT OWNED AND USED AND LEASED FROM OTHERS

1. Show in columns (b) and (e), for each primary account, the depreciation base used in computing the depreciation charges for the month of January and in columns (c) and (f) show the depreciation base used in computing the depreciation charges for the month of December; in columns (d) and (g) show the composite rates used in computing the depreciation charges for the month of December; and on lines 28 and 36 of these columns show the composite percentage for all road and equipment accounts, respectively, ascertained by applying the primary account composite rates to the depreciation base used in computing the charges for December and dividing the total so computed by the total depreciation base for the same month. The depreciation base should not include the cost of equipment used, but not owned, when the rents therefor are included in the rent for equipment and account Nos. 218 and 221. It should include the cost of equipment owned and leased to others when the rents therefrom are included in the rent for equipment accounts Nos. 219 and 221. The composite rates used should be those prescribed or otherwise authorized by the Commission, except that where the use of component rates has been authorized, the composite rates to be shown for the respective primary accounts should be recomputed from the December charges developed by the use of the authorized rates. If any changes in rates were effective during the year, give full particulars in a footnote.
2. All leased properties may be combined and one composite rate computed for each primary account, or a separate schedule may be included for each such property.
3. Show in columns (e), (f), and (g), data applicable to property, used but not owned, when the rent therefor is included in account Nos. 207 and 221.
4. If the depreciation base for accounts 1, 3, 4, 5, and 39 includes nondepreciable property, a statement to that effect should be made in a footnote.
5. If depreciation accruals have been discontinued for any account, the depreciation base should be reported, nevertheless, in support of depreciation reserves. Authority for the discontinuance of accruals should be shown in a footnote indicating the account(s) affected.
6. Disclosures in the respective sections of this schedule may be omitted if either total road leased from others or total equipment leased from others represents less than 5% of total road owned or total equipment owned, respectively.

Line No.	(Dollars in thousands) Account (a)	OWNED AND USED			LEASED FROM OTHERS		
		Depreciation Base		Annual composite rate (percent) (d)	Depreciation base		Annual composite rate (percent) (g)
		At beginning of year (b)	At close of year (c)		At beginning of year (e)	At close of year (f)	
		\$	\$	%	\$	\$	
	ROAD						
1	(1) Engineering	187	187	.59			
2	(3) Grading	2 159	2 159	.82			
3	(4) Other right-of-way expenditures	17	17	.02			
4	(5) Tunnels and subways	149	149	.91			
5	(6) Bridges, trestles, and culverts	1 731	1 731	1.76			
6	(7) Elevated structures						
7	(13) Fences, snowsheds, and signs	48	48	2.00			
8	(16) Station and office buildings	230	232	1.95			
9	(17) Roadway buildings	36	36	2.38			
10	(18) Water stations						
11	(19) Fuel stations	1	1	0			
12	(20) Shops and enginehouses	1	1	2.86			
13	(22) Storage warehouses						
14	(23) Wharves and docks						
15	(24) Coal and ore wharves						
16	(25) TOFC/COFC terminals						
17	(26) Communications systems	93	101	2.73			
18	(27) Signals and interlockers	49	52	3.45			
19	(29) Power plants						
20	(31) Power transmission systems	1	1	0			
21	(35) Miscellaneous structures						
22	(37) Roadway machines	481	515	4.00			
23	(39) Public improvements— Construction	59	66	1.73			
24	(44) Shop machinery						
25	(45) Power plant machinery						
26	All other road accounts	7					
27	Amortization (other than defense projects)						
28	Total road	5 251	5 296				
	EQUIPMENT						
29	(52) Locomotives						
30	(53) Freight-train cars	480	480	3.20			
31	(54) Passenger-train cars						
32	(55) Highway revenue equipment						
33	(56) Floating equipment						
34	(57) Work equipment	55	55	3.00			
35	(58) Miscellaneous equipment	15	16	9.00			
36	Total equipment	550	551				
37	GRAND TOTAL	5 801	5 847				

Note: Depreciation base for Accts. 1, 3, 4, 5 and 39 includes non-depreciable Property.

335. ACCUMULATED DEPRECIATION - ROAD AND EQUIPMENT - OWNED AND USED

1. Disclose the required information in regard to credits and debits to Account No. 735, "Accumulated depreciation; road and equipment property," during the year relating to owned and used road and equipment. Include entries for depreciation of equipment owned but not used when the resulting rents are included in the "Lease Rentals - Credit - Equipment" accounts and Other Rents - Credit - Equipment" accounts. Exclude any entries for depreciation of equipment that is used but not owned when the resulting rents are included in "Lease Rental - Debit - Equipment" account and "Other Rents - Debit - Equipment" accounts (See Schedule 342 for the accumulated depreciation relating to road and equipment owned but not used by respondent.)

2. If any data are included in columns (d) or (f), explain the entries in detail.

3. A debit balance in columns (b) or (g) for any primary account should be designated "Dr."

4. If there is any inconsistency between the credits to the reserve as shown in column (c) and the charges to operating expenses, a full explanation should be given.

5. Enter amounts representing amortization under an authorized amortization program other than for defense projects on line 27.

6. Thousand dollar Reporting Rule.

Line No.	Account	Balance at beginning of year	CREDITS TO RESERVE During the year		DEBITS TO RESERVE During the year		Balance at close of year
			Charges to operating expenses	Other credits	Retirements	Other debits	
	(a)	(b)	(c)	(d)	(e)	(f)	(g)
	ROAD						
1	(1) Engineering	29	1				30
2	(3) Grading	18	1				19
3	(4) Other, right-of-way	5					5
4	(5) Tunnels and subways	79	1				80
5	(6) Bridges, trestles, and culverts	734	30				764
6	(7) Elevated structures						
7	(13) Fences, snow sheds, and signs	48					48
8	(16) Station and office buildings	118	4				122
9	(17) Roadway buildings	21	1				22
10	(18) Water stations						
11	(19) Fuel stations	1					1
12	(20) Shops and enginehouses	1					1
13	(22) Storage warehouses						
14	(23) Wharves and docks						
15	(24) Coal and ore wharves						
16	(25) TOFC/COFC terminals		3		(1)		4
17	(26) Communication systems		2				15
18	(27) Signals and interlockers	13					
19	(29) Power plants						
20	(31) Power-transmission systems						
21	(35) Miscellaneous structures						
22	(37) Roadway machines	189	19		1		207
23	(39) Public improvements—Construction	11	1		(7)		19
24	(44) Shop machinery*						
25	(45) Power-plant machinery*						
26	All other road accounts						
27	Amortization (other than defense projects)						
28	Total road	1 267	63		(7)		1 337
	EQUIPMENT						
29	(52) Locomotives			3			(3)
30	(53) Freight-train cars	296	15				311
31	(54) Passenger-train cars						
32	(55) Highway revenue equipment						
33	(56) Floating equipment						
34	(57) Work equipment	34	2				36
35	(58) Miscellaneous equipment	5	2		1		6
36	Total equipment	335	19	3	1		350
37	GRAND TOTAL	1 602	82	3	(6)		1 687

*Chargeable to account 305.

Railroad Annual Report R-2

339. ACCRUED LIABILITY - LEASED PROPERTY

1. Disclose the required information relating to credits and debits of Account 772, "Accrued liability-leased property," during the year concerning road and equipment leased from others.

2. In column (c), enter amounts charged to operating expenses; in column (e), enter debits to account arising from retirements; in column (f), enter amounts paid to lessor.

3. Any inconsistencies between credits to account, charges to operating expenses and payments to lessors should be fully explained.

4. Required disclosure may be omitted if leased road and equipment property represents 5% or less of total property owned and used.

5. If settlement for depreciation is made currently between lessee and lessor, and no debits or credits to account No. 772 are made by the accounting company, show in column (c) the charges to operating expenses and in column (f) show payments made to the lessor in settlement thereof.

6. Dollars in thousands.

Line No.	Account (a)	Balance at beginning of year (b)	CREDITS TO RESERVE During the Year		DEBITS TO RESERVE During the Year		Balance at close of year (g)
			Charges to operating expenses (c)	Other credits (d)	Retirements (e)	Other debits (f)	
	ROAD	\$	\$	\$	\$	\$	\$
1	(1) Engineering						
2	(3) Grading						
3	(4) Other right-of-way expen.						
4	(5) Tunnels and subways						
5	(6) Bridges, trestles, and culverts						
6	(7) Elevated structures						
7	(13) Fences, snow sheds, and signs						
8	(16) Station and office buildings						
9	(17) Roadway buildings						
10	(18) Water stations						
11	(19) Fuel stations						
12	(20) Shops and enginehouses						
13	(22) Storage warehouses						
14	(23) Wharves and docks						
15	(24) Coal and ore wharves						
16	(25) TOFC/COFC terminals						
17	(26) Communication systems						
18	(27) Signals and interlockers						
19	(29) Power plants						
20	(31) Power-transmission systems						
21	(35) Miscellaneous structures						
22	(37) Roadway machines						
23	(39) Public improvements—Construction						
24	(44) Shop machinery						
25	(45) Power-plant machinery						
26	All other road accounts						
27	Amortization (other than defense projects)						
28	Total road						
	EQUIPMENT	(3)		3			
29	(52) Locomotives						
30	(53) Freight-train cars						
31	(54) Passenger-train cars						
32	(55) Highway revenue equipment						
33	(56) Floating equipment						
34	(57) Work equipment						
35	(58) Miscellaneous equipment						
36	Total equipment	(3)		3			
37	GRAND TOTAL	(3)		3			

340. DEPRECIATION BASE AND RATES-IMPROVEMENTS TO ROAD AND EQUIPMENT LEASED FROM OTHERS

1. Show in column (b) for each primary account, the depreciation base used in computing the depreciation charges for the month of January and in column (c) show the depreciation base used in computing the depreciation charges for the month of December; in column (d) show the composite rates used in computing the depreciation charges for the month of December; and on lines 29 and 37 of these columns show the composite percentage for all road and equipment accounts, respectively, ascertained by applying the primary account composite rates to the depreciation base used in computing the charges for December and dividing the total so computed by the total depreciation base for the same month. This schedule should include only improvements to leased property charged to account 732, "Improvements on leased property." The composite rates used should be those prescribed or otherwise authorized by the Commission, except that where the use of component rates has been authorized, the composite rates to be shown for the respective primary accounts should be recomputed from the December charges developed by the use of the authorized

rates. If any charges in rates were effective during the year, give full particulars in a footnote.

2. All improvements to leased properties may be combined and one composite rate computed for each primary account or a separate schedule may be included for each such property.

3. If the depreciation base for accounts 1, 3, 4, 5, and 39 includes nondepreciable property, a statement to that effect should be made in a footnote.

4. If depreciation accruals have been discontinued for any account, the depreciation base should be reported, nevertheless, in support of depreciation reserves. Authority for the discontinuance of accruals should be shown in a footnote indicating the account(s) affected.

5. Disclosures in the respective sections of this schedule may be omitted if either total road leased from others or total equipment leased from others represents less than 5% of total road owned or total equipment owned, respectively.

Line No.	(Dollars in thousands) Account (a)	Depreciation base		Annual composite rate (percent) (d)
		At beginning of year (b)	At close of year (c)	
	ROAD	\$	\$	%
1	(1) Engineering			
2	(3) Grading			
3	(4) Other right-of-way expenditures			
4	(5) Tunnels and subways			
5	(6) Bridges, trestles and culverts			
6	(7) Elevated structures			
7	(13) Fences, snowsheds, and signs			
8	(16) Station and office buildings			
9	(17) Roadway buildings			
10	(18) Water stations			
11	(19) Fuel stations			
12	(20) Shops and enginehouses			
13	(22) Storage warehouses			
14	(23) Wharves and docks			
15	(24) Coal and ore wharves			
16	(25) TOFC/COFC terminals			
17	(26) Communications systems			
18	(27) Signals and interlockers			
19	(29) Power plants			
20	(31) Power transmission systems			
21	(35) Miscellaneous structures			
22	(37) Roadway machines			
23	(39) Public improvements-Construction			
24	(44) Shop machinery			
25	(45) Power plant machinery			
26	All other road accounts			
27	Amortization (other than defense projects)			
28	Total road			
	EQUIPMENT	(3)		3.80
29	(52) Locomotives			
30	(53) Freight-train cars			
31	(54) Passenger-train cars			
32	(55) Highway revenue equipment			
33	(56) Floating equipment			
34	(57) Work equipment			
35	(58) Miscellaneous equipment			
36	Total equipment	(3)		3.80
37	GRAND TOTAL	(3)		

342. ACCUMULATED DEPRECIATION-IMPROVEMENTS TO ROAD AND EQUIPMENT LEASED FROM OTHERS

1. Enter the required information concerning debits and credits to Account 733, "Accumulated depreciation-improvements on leased property," during the year relating to improvements made to road and equipment property leased from others, the depreciation charges for which are included in operating expenses of the respondent.

2. If any entries are made for column (d) "Other credits" or column (f) "Other debits," state the facts occasioning such entries. A debit balance in column (b) or (g) for any primary account should be shown in parenthesis or designated "Dr."

3. Any inconsistency between the credits to the reserve as shown in column (c) and the charges to operating expenses should be fully explained.

4. Show in column (e) the debits to the reserve arising from retirements.

5. Disclosures in the respective sections of this schedule may be omitted if either total road leased from others or total equipment leased from others represents less than 5% of total road owned or total equipment owned, respectively.

6. Thousand dollar Reporting Rule.

Line No.	Account	Balance at beginning of year	CREDITS TO RESERVE During the Year		DEBITS TO RESERVE During the Year		Balance at close of year
			Charges to others	Other credits	Retirements	Other debits	
	(a)	(b)	(c)	(d)	(e)	(f)	(g)
	ROAD	\$	\$	\$	\$	\$	\$
1	(1) Engineering _____						
2	(3) Grading _____						
3	(4) Other right-of-way expen. _____						
4	(5) Tunnels and subways _____						
5	(6) Bridges, trestles, and culverts _____						
6	(7) Elevated structures _____						
7	(13) Fences, snow sheds, and signs _____						
8	(16) Station and office buildings _____						
9	(17) Roadway buildings _____						
10	(18) Water stations _____						
11	(19) Fuel stations _____						
12	(20) Shops and enginehouses _____						
13	(22) Storage warehouses _____						
14	(23) Wharves and docks _____						
15	(24) Coal and ore wharves _____						
16	(25) TOFC/COFC terminals _____						
17	(26) Communication systems _____						
18	(27) Signals and interlockers _____						
19	(29) Power plants _____						
20	(31) Power-transmission systems _____						
21	(35) Miscellaneous structures _____						
22	(37) Roadway machines _____						
23	(39) Public improvements—Construction _____						
24	(44) Shop machinery _____						
25	(45) Power-plant machinery _____						
26	All other road accounts _____						
27	Total road _____						
	EQUIPMENT	(3)		3			
28	(52) Locomotives _____						
29	(53) Freight-train cars _____						
30	(54) Passenger-train cars _____						
31	(55) Highway revenue equipment _____						
32	(56) Floating equipment _____						
33	(57) Work equipment _____						
34	(58) Miscellaneous equipment _____						
35	Total equipment _____	(3)		3			
36	GRAND TOTAL	(3)		3			

350. DEPRECIATION BASE AND RATES—ROAD AND EQUIPMENT LEASED TO OTHERS

1. This schedule is to be used in cases where the related depreciation reserve is carried in the accounts of the respondent and the rent therefrom is included in accounts 207 and 221.

2. Show in columns (b) and (c), for each primary account, the depreciation base used in computing the depreciation for the months of January and December, respectively, with respect to road and equipment owned by the respondent but leased to others, the depreciation charges for which are not includible in operating expenses of the respondent, but for which the depreciation reserve is recorded in the accounts of the respondent. If the base for road is other than the original cost or estimated original cost as found by the Commission's Bureau of Accounts, brought to a current date by the respondent from its Order No. 3 records and accounts, or is other than ledger value for equipment, a full explanation should be given.

3. In column (d) show the composite rates used in computing the depreciation for the month of December and on lines 28 and 36 of

this column show the composite percentage for all road and equipment accounts, respectively, ascertained by applying the primary accounts composite rates to the depreciation base used in computing the depreciation for December and dividing the total so computed by the depreciation base.

4. If the depreciation base for accounts 1, 3, 4, 5, and 39 includes nondepreciable property, a statement to that effect should be made in a footnote.

5. If depreciation accruals have been discontinued for any account, the depreciation base should be reported, nevertheless, in support of depreciation reserves. Authority for the discontinuance of accruals should be shown in a footnote indicating the account(s) affected.

6. If total road leased to others is less than 5% of total road owned; omit. If total equipment leased to others is less than 5% of total equipment owned; omit.

Line No.	Account (a)	DEPRECIATION BASE		Annual composite rate (percent) (d)
		Beginning of year (b)	Close of year (c)	
	ROAD	\$	\$	\$
1	(1) Engineering _____			
2	(3) Grading _____			
3	(4) Other right-of-way expenditures _____			
4	(5) Tunnels and subways _____			
5	(6) Bridges, trestles, and culverts _____			
6	(7) Elevated structures _____			
7	(13) Fences, snowsheds, and signs _____			
8	(16) Station and office buildings _____			
9	(17) Roadway buildings _____			
10	(18) Water stations _____			
11	(19) Fuel stations _____			
12	(20) Shops and enginehouses _____			
13	(22) Storage warehouses _____			
14	(23) Wharves and docks _____			
15	(24) Coal and ore wharves _____			
16	(25) TOFC/COFC terminals _____			
17	(26) Communication systems _____			
18	(27) Signals and interlockers _____			
19	(29) Power plants _____			
20	(31) Power transmission systems _____			
21	(35) Miscellaneous structures _____			
22	(37) Roadway machines _____			
23	(39) Public improvements—Construction _____			
24	(44) Shop machinery _____			
25	(45) Power-plant machinery _____			
26	All other road accounts _____			
27	Total road _____			None
	EQUIPMENT			
28	(52) Locomotives _____			
29	(53) Freight-train cars _____			
30	(54) Passenger-train cars _____			
31	(55) Highway revenue equipment _____			
32	(56) Float equipment _____			
33	(57) Work equipment _____			
34	(58) Miscellaneous equipment _____			
35	Total equipment _____			None
36	GRAND TOTAL			XXXX

351. ACCUMULATED DEPRECIATION-ROAD AND EQUIPMENT LEASED TO OTHERS

1. This schedule is to be used in cases where the depreciation reserve is carried in the accounts of the respondent and the rent therefrom is included in accounts 207 and 221.

2. Disclose credits and debits to Account 735, "Accumulated depreciation-road and equipment property," during the year relating to road and equipment leased to others, the depreciation charges for which are not includible in operating expenses of the respondent. (See Schedule 350 for the reserve relating to road and equipment owned and used by the respondent).

3. If any entries are made for "Other credits" and "Other debits," state the facts occasioning such entries. A debit balance in columns (b) or (g) for any primary account should be shown in parenthesis or designated "Dr."

4. Disclosures in the respective sections of this schedule may be omitted if either total road leased to others or total equipment leased to others represents less than 5% of total road owned or total equipment owned, respectively.

5. Thousand dollar Reporting Rule.

Line No.	Account (a)	Balance at beginning of year (b)	CREDITS TO RESERVE During the Year		DEBITS TO RESERVE During the Year		Balance at close of year (g)
			Charges to others (c)	Other credits (d)	Retirements (e)	Other debits (f)	
	ROAD	\$	\$	\$	\$	\$	\$
1	(1) Engineering						
2	(3) Grading						
3	(4) Other right-of-way expen.						
4	(5) Tunnels and subways						
5	(6) Bridges, trestles, and culverts						
6	(7) Elevated structures						
7	(12) Fences, snow sheds, and signs						
8	(16) Station and office buildings						
9	(17) Roadway buildings						
10	(18) Water stations						
11	(19) Fuel stations						
12	(20) Shops and enginehouses						
13	(22) Storage warehouses						
14	(23) Wharves and docks						
15	(24) Coal and ore wharves						
16	(25) TOFC/COFC terminals						
17	(26) Communication systems						
18	(27) Signals and interlockers						
19	(29) Power plants						
20	(31) Power-transmission systems						
21	(35) Miscellaneous structures						
22	(37) Roadway machines						
23	(39) Public improvements—Construction						
24	(44) Shop machinery						
25	(45) Power-plant machinery						
26	All other road accounts						
27	Total road						NONE
	EQUIPMENT						
28	(52) Locomotives						
29	(53) Freight-train cars						
30	(54) Passenger-train cars						
31	(55) Highway revenue equipment						
32	(56) Floating equipment						
33	(57) Work equipment						
34	(58) Miscellaneous equipment						
35	Total equipment						NONE
36	GRAND TOTAL						

352A. INVESTMENT IN RAILROAD PROPERTY USED IN TRANSPORTATION SERVICE (By Company)

1. Disclose the investment in railway property used in transportation service at the close of the year. This investment represents the aggregate of property owned or leased by the respondent and used in the respondent's transportation service. Such property includes: (a) the investment reported in accounts 731, "Road and equipment property", and 732, "Improvements on leased property", of the respondent less any 731 or 732 property leased to others for their exclusive use of road, tracks, or bridges (including equipment or other railway property covered by the contract). Equipment leased to others under separate distinct contracts shall not be deducted from the respondent's 731 or 732 property; (b) the investment of other companies' 731 or 732 property (including operating and lessor railroads) used by the respondent when the lease is for exclusive use or control of roads, tracks, or bridges (including equipment or other railway property covered by the contract). This excludes leased equipment from operating railroads under separate distinct contracts and the investment of other carriers in property jointly used by the respondent.
2. In column (a), classify each company in this schedule as respondent (R), lessor railroad (L), inactive or proprietary company (P), and other leased properties (O).
3. In columns (a) to (e), inclusive, first show the data requested for the respondent (R); next the data for companies whose entire properties are used in transportation service of the respondent, divided between lessor (L) and proprietary (P) companies; followed by data for carriers and others (O), portions of whose property are used in transportation service of the respondent. Show a total for each class of company. Then show, as deductions, data for transportation property leased to carriers and others.
4. In column (c), line-haul carriers report the miles of road used in line-haul service, and switching and terminal companies should report the miles of all tracks owned.
5. In column (d), show the amount applicable in accounts 731 and 732 on the books of the companies whose names appear in column (b). Values of property of other carriers segregated by estimate or otherwise should correspond in amount to the deductions made by the owners in their reports. If separate value is not available, explanations should be given. Differences between the amounts in column (d) of this schedule and the amounts shown in column (c), line 33, on the asset side of the comparative general balance sheet of each individual railway should be explained in a footnote. Book value included in accounts 731 and 732 of the owner should be reported in column (d) in reference to the investment of the respondent in the securities of the owner unless a good reason can be given for the contrary. Methods of estimating (by capitalizing rentals at 6 percent or otherwise) value of property of private owners, or portions of property of other carriers, should be explained.
6. In column (e), show the amount of depreciation and amortization accrued as of the close of the year in accounts 735, 736, and 785, that is applicable to the property of the carriers whose names are listed in column (b), regardless of where the reserves therefor are recorded.
7. Report dollars in thousands.

Line No.	Class (See Ins. 2)	Name of company	Miles of road owned (See Ins. 4)	Investments in property (See Ins. 5)	Depreciation and amortization of defense projects (See Ins. 6)
	(a)	(b)	(c)	(d)	(e)
1	R	Spokane International Railroad Co.	150	\$ 11 363	\$ 1 687
2					
3					
4					
5					
6					
7					
8					
9					
10					
11					
12					
13					
14					
15					
16					
17					
18					
19					
20					
21					
22					
23					
24					
25					
26					
27					
28					
29					
30					
31					
32					
33					
34					
35					
36					
37					
38		TOTAL	150	11 363	1 687
39					

352B. INVESTMENT IN RAILWAY PROPERTY USED IN TRANSPORTATION SERVICE
(By Property Accounts)

1. In columns (b) through (e) give, by primary accounts, the amount of investment at the close of the year in property of respondent and each group or class of companies and properties.

2. The amounts for respondent and for each group or class of companies and properties on line 50 herein, should correspond with the amounts for each class of company and properties shown in schedule 335. Continuing records shall be maintained by respondent of the primary property accounts separately for each company or property included in the schedule.

3. Report on line 32 amounts representing capitalization of rentals for leased property based on 6 percent per year where property is not classified by accounts by non-carrier owners, or where

cost of property leased from other carriers is not ascertainable. Identify non-carrier owners, and briefly explain methods of estimating value of property of non-carriers or property of other carriers.

4. Report on line 33 amounts not includible in the accounts shown, or in line 32. The items reported should be briefly identified and explained. Also include here those items after permission is obtained from the Commission for exceptions to prescribe accounting. Reference to such authority should be made when explaining the amounts reported. Respondents must not make arbitrary changes to the printed stub or column headings without specific authority from the Commission.

5. Report dollars in thousands.

Line No.	Account (a)	Respondent (b)	Lessor railroads (c)	Inactive (proprietary companies) (d)	Other leased properties (e)
1	(1) Engineering	\$ 187	\$	\$	\$
2	(2) Land for transportation purposes	213			
3	(3) Grading	2 159			
4	(4) Other right-of-way expenditures	17			
5	(5) Tunnels and subways	149			
6	(6) Bridges, trestles, and culverts	1 731			
7	(7) Elevated structures				
8	(8) Ties	1 057			
9	(9) Rails	1 461			
10	(10) Other track material	1 567			
11	(11) Ballast	395			
12	(12) Track laying and surfacing	526			
13	(13) Fences, snowsheds, and signs	48			
14	(16) Station and office buildings	232			
15	(17) Roadway buildings	36			
16	(18) Water stations				
17	(19) Fuel stations	1			
18	(20) Shops and enginehouses	1			
19	(22) Storage warehouses				
20	(23) Wharves and docks				
21	(24) Coal and ore wharves				
22	(25) TOFC/COFC terminals				
23	(26) Communication systems	101			
24	(27) Signals and interlockers	52			
25	(29) Power plants				
26	(31) Power-transmission systems	1			
27	(35) Miscellaneous structures				
28	(37) Roadway machines	515			
29	(39) Public improvements—Construction	65			
30	(44) Shop machinery				
31	(45) Power-plant machinery				
32	Leased property capitalized rentals (explain)				
33	Other (specify & explain)				
34	Total expenditures for road	10 514			
35	(52) Locomotives				
36	(53) Freight-train cars	480			
37	(54) Passenger-train cars				
38	(55) Highway revenue equipment				
39	(56) Floating equipment				
40	(57) Work equipment	55			
41	(58) Miscellaneous equipment	16			
42	Total expenditures for equipment	551			
43	(76) Interest during construction	285			
44	(77) Other expenditures—General	13			
45	Total general expenditures	298			
46	Total	11 363			
47	(80) Other elements of investment				
48	(90) Construction work in progress				
49	Grand Total	11 363			

355. OTHER ELEMENTS OF INVESTMENT

1. Give particulars and explanation of all entries in account No. 80, "Other elements of investment," during the year.

2. In column (b) show the account number to which the entries in column (c) were credited and the account number to which the

entries in column (d) were charged. If more than one contra account is involved in an item, the amount applicable to each account and total for the item should be shown.

(Dollars in thousands)

Line No.	Item (a)	Contra account number (b)	Charges during the year (c)	Credits during the year (d)
1	None		\$	\$
2				
3				
4				
5				
6				
7				
8				
9				
10				
11				
12				
13				
14				
15				
16				
17				
18				
19				
20				
21				
22				
23				
24				
25				
26				
27				
28				
29				
30				
31				
32				
33				
34				
35				
36				
37				
38				
39				
40				
41				
42				
43				
44				
45				
46				
47				
48				
49				
50		TOTALS	XXX	
51		NET CHANGES	XXX	

360. LEASES—GENERAL INSTRUCTIONS AND DEFINITIONS**A. General Instructions**

Disclose in the following schedules the required information concerning leases of the respondent:

- Schedule 361 — Capitalized Capital Leases
- 362 — Noncapitalized Capital Leases
- 363 — Operating Leases
- 364 — Lessee Disclosures

Under Docket No. 36604, "Accounting for Leases," the Commission established guidelines for capitalizing all leases entered into after 1/1/77, which meet the criteria of a capital lease. (See 49 CFR 1201, Instruction 2-26). These leases shall be properly disclosed in Schedule 361, "Capitalized Capital Leases." However, for all leases in effect on 12/31/76, respondents may either capitalize these leases immediately or phase in the capitalization requirements through 12/31/80. Thereafter, all capital leases must be capitalized. Noncapitalized capital leases, if any, for this reporting year shall properly be disclosed in Schedule 362, "Noncapitalized Capital Leases."

A general description of the lessee's leasing arrangements shall be included to effect full and complete disclosures. Among the items to be disclosed are:

- The basis on which contingent rental payments are determined.
- The existence and terms of renewal or purchase options and escalation clauses.
- Restrictions imposed by lease agreements, such as those concerning dividends, additional debt, and further leasing.

These and other disclosures shall be included in Schedule 364 and attachments thereto, if necessary.

B. Definitions

(1) **Capital Leases** are those leases which meet one or more of the following four criteria:

- The lease transfers ownership of the property to the lessee by the end of the lease term.
- The lease contains a bargain purchase option,
- The lease term is equal to 75 percent or more of the estimated economic life of the property, and
- The present value at the beginning of the lease term of the minimum lease payments equals or exceeds 90 percent of the fair value of the leased property to the lessor at the inception of the lease less any related investment tax credit retained by the lessor.

(2) **Operating leases** are those leases which do not meet any of the four criteria pertaining to capital leases.

(3) **Minimum lease payments** are the payments that the lessee is obligated to make or can be required to make in connection with the leased property. Executory costs such as insurance, maintenance and taxes in connection with the leased property shall be excluded from minimum lease payments.

(4) **Present value minimum lease payments** are lease payments that the lessee is obligated to make or can be required to make, exclusive of executory cost. Moreover, these payments are reduced by amounts representing interest, calculated at the companies' incremental borrowing rate or the implicit rate computed by the lessor.

(5) **Noncancelable lease/sublease** is one that has an initial or remaining term of one year or more and is noncancelable, or is cancelable only upon the occurrence of some remote contingency or upon the payment of a substantial penalty.

(6) **Contingent rentals**, for the purposes of this report, are rentals paid during the reporting year which depend on some factor other than the passage of time such as rentals based on usage or sales.

NOTES AND REMARKS

361. CAPITALIZED CAPITAL LEASES

PART I. PRESENT VALUE OF MINIMUM LEASE PAYMENTS

Disclose total lease payments for the years shown. Then, disclose amounts representing (1) executory costs and (2) interest to derive the present value of minimum lease payments. An explanation indicating how the rate of interest was derived for computing present value shall be included in Schedule 364. Report dollars in thousands.

Line No.	Item (a)	Current year (b)	Year 2 (c)	Year 3 (d)	Year 4 (e)	Year 5 (f)	Later years (g)	Total (h)
1	Lease payments	\$ None	\$	\$	\$	\$	\$	\$
2	Less: Executory costs:							
3	- Taxes							
4	- Maintenance							
5	- Insurance							
6	- Other							
7	Total executory costs (2-5)							
8	Minimum lease payments (1, 6)							
9	Less: Amount representing interest							
10	Present value of minimum lease payments (line 7, 8)							

PART II. TOTAL RENTAL EXPENSES

Complete this part if gross rental expense in the most recent reporting year exceeds one percent of operating revenue. Otherwise, show total rental expenses reduced by rentals received from subleases for the current year. Also, show amounts expected to be received on all noncancelable sublease rentals for the year beginning after the current year as required.

Line No.	Item (a)	Current year (b)	Year 2 (c)	Year 3 (d)	Year 4 (e)	Year 5 (f)	Later years (g)	Total (h)
10	Present value of minimum lease payments from Part I above	\$ None	\$	\$	\$	\$	\$	\$
11	Contingent rentals		XXXX	XXXX	XXXX	XXXX	XXXXXX	XXXXXX
12	Minimum noncancelable sublease rentals		XXXX	XXXX	XXXX	XXXX	XXXXXX	XXXXXX
13	Net rental expense		XXXX	XXXX	XXXX	XXXX	XXXXXX	XXXXXX

PART III. CLASSES OF CAPITAL LEASES

Complete this part only if the present values of the minimum lease commitments are more than five percent of the sum of the long-term debt due after one year. Otherwise, show the present values of minimum lease commitments in the aggregate for the major classes of properties presented. Subtract amounts representing the accumulated amortization to derive at "Net capitalized lease assets."

Line No.	Classes of leased property (a)	Present value	
		Current year (b)	Prior year (c)
14	Structures		
15	Revenue equipment		
16	Shop and garage equipment		
17	Service cars and equipment		
18	Noncarrier operating property		
19	Other: (Specify)		
20			
21	Gross capitalized assets		
22	Less: Accumulated amortization		
23	Net capitalized lease assets		

RC-535875 SPOKANE INTERNATIONAL RAILROAD CO. 1980 2

362. NONCAPITALIZED CAPITAL LEASES

PART I. PRESENT VALUE OF MINIMUM LEASE PAYMENTS

Disclose total lease payments for the years shown. Then, disclose amounts representing (1) executory costs and (2) interest to derive the present values of minimum lease payments. An explanation indicating how the rate of interest was derived for computing present value shall be included in Schedule 364. Report dollars in thousands.

Line No.	Item (a)	Current year (b)	Year 2 (c)	Year 3 (d)	Year 4 (e)	Year 5 (f)	Later years (g)	Total (h)
1	Lease payments	\$ None	\$	\$	\$	\$	\$	\$
2	Less: Executory costs:							
3	- Taxes							
4	- Maintenance							
5	- Insurance							
6	- Other							
7	Total executory costs (2-5)							
8	Less: Amount representing interest							
9	Present value of minimum lease payments (line 7, 8)							

PART II. TOTAL RENTAL EXPENSES

Complete this part if gross rental expense in the most recent reporting year exceeds one percent of operating revenue. Otherwise, show total rental expenses reduced by rentals from subleases for the current year. Also, show amounts expected to be received on all noncancelable subleases: rentals for the year beginning after the current year as required.

Line No.	Item (a)	Current year (b)	Year 2 (c)	Year 3 (d)	Year 4 (e)	Year 5 (f)	Later years (g)	Total (h)
10	Present value of minimum lease payments from Part I above	\$ None	\$	\$	\$	\$	\$	\$
11	Contingent rentals		XXXX	XXXX	XXXX	XXXX	XXXXXX	XXXXX
12	Minimum non-cancelable sublease rentals		XXXX	XXXX	XXXX	XXXX	XXXXXX	XXXXXX
13	Net rental expense		XXXXXX	XXXX	XXXX	XXXX	XXXXXX	XXXXXX

362. NONCAPITALIZED CAPITAL LEASES—Continued

PART III. INCOME IMPACT

1. If the impact on net income is less than three percent of the average net income for the most recent three years, a statement to this effect will suffice to complete this schedule. Otherwise, show the impact on net income for each period for which an income statement is presented if all noncapitalized financing leases were capitalized, related assets were amortized on a straight-line basis and interest cost was accrued on the basis of the outstanding lease liability. The amounts of amortization and interest cost shall be separately identified.

2. In calculating average net income, loss-years should be excluded. If losses were incurred in each of the most recent three years, the average loss shall be used for purposes of this test.

Line No.	Item (a)	Current year (b)	Prior year (c)
14	Amortization of lease rights		
15	Interest	\$ None	\$
16	Rent expense		
17	Income tax expense		
18	Impact (reduction) on net income		

PART IV. CLASSES OF CAPITAL LEASES

1. Complete this part only if the present values of the minimum lease commitments are more than five percent of the sum of the long-term debt due after one year. Otherwise, show the present value of minimum lease commitments in the aggregate for the major classes of properties presented.

Line No.	Classes of leased property (a)	Present value	
		Current year (b)	Prior year (c)
19	Structures	\$ None	\$
20	Revenue equipment		
21	Shop and garage equipment		
22	Service cars and equipment		
23	Noncarrier operating property		
24	Other: (Specify)		
25			
26			

363. OPERATING LEASES

PART I. FUTURE MINIMUM RENTAL PAYMENTS

1. Disclose the total minimum lease payments required, reduced by sublease rentals, for the years shown relating to operating leases.

Line No.	Items (a)	Current year (b)	Year 2 (c)	Year 3 (d)	Year 4 (e)	Year 5 (f)	Later years (g)	Total (h)
1	Minimum lease payments required	\$	\$	\$	\$	\$	\$	\$ None
2	Minimum noncancelable sublease rentals							
3	Net minimum lease payments							

PART II. TOTAL RENTAL

1. Show the composition of total rental expense for all operating leases for the current and preceding years. See Schedule 360 for definitions of the terms.

Line No.	Expenses (a)	Current year (b)	Prior year (c)
4	Minimum lease payments required	\$ None	\$
5	Contingent rentals		
6	Less: Sublease rentals		
7	Total rental expense		

364. LESSEE DISCLOSURE

Complete this schedule only if gross rental expense in the most recent fiscal year exceeds one percent of operating revenue.

Relate in general terms: (a) the basis for calculating rental payments if dependent upon factors other than the lapse of time; (b) existence and terms of renewal or purchase options, escalation clauses, etc.; (c) the nature and amount of related guarantees made or obligations assumed; (d) restrictions on paying dividends, incurring additional debt, further leasing, etc.; and, (e) any other information necessary to assess the effect of lease commitments upon the financial position, results of operations, and changes in financial position of the lessee.

Line No.	
1	(a) Not Applicable
2	
3	
4	
5	
6	
7	
8	
9	(b)
10	
11	
12	
13	
14	
15	
16	
17	(c)
18	
19	
20	
21	
22	
23	
24	
25	(d)
26	
27	
28	
29	
30	
31	
32	
33	(e)
34	
35	
36	
37	
38	
39	
40	

370. ITEMS IN SELECTED CURRENT LIABILITY ACCOUNTS

1. For accounts Nos. 751, "Loans and notes payable", 759, "Accrued accounts payable", and 763, "Other current liabilities", if the total of any such account exceeds 5% of total current liabilities, report the three largest items, and any other items which exceeds 5% of current liabilities.

2. Show character of loans and notes, with name of creditor

(or class of creditors), dates of issue and maturity, and appropriate description for each class of accrued accounts payable and for the other current liabilities.

3. Make full disclosure of the character of each item reported.
(Dollars in thousands)

Line No.	Account No. (a)	Item (b)	Amount (c)
1	759	Accounts Repayable	\$ 14
2		Vacation Pay Due Empl.-Curr. Yr.	159
3		Deposits - Trks. - Culverts and xings	(8)
4		Total Account 759	165
5			
6	763	Prepaid Charges in Transit	384
7			
8			
9			
10			
11			
12			
13			
14			
15			
16			
17			
18			
19			
20			
21			
22			
23			
24			
25			
26			
27			
28			
29			
30			
31			
32			
33			
34			
35			
36			
37			
38			
39			
40			
41			
42			
43			
44			
45			

379. OTHER LONG-TERM LIABILITIES AND OTHER DEFERRED CREDITS

If the caption "Other long-term liabilities and deferred credits" (accounts 771, 772, 774, 775, 782, and 784) exceeds 5% of total (current and noncurrent) liabilities, report the three largest items,

and each other item amounting to 5% or more of total liabilities. Disclose fully the nature of each item reported. (*Dollars in thousands*)

Line No.	Account No. (a)	Item (b)	Amount (c)
1		Information not reported as per instructions.	\$
2			
3			
4			
5			
6			
7			
8			
9			
10			
11			
12			
13			
14			
15			
16			
17			
18			
19			
20			
21			
22			
23			
24			
25			
26			
27			
28			
29			
30			
31			
32			
33			
34			
35			
36			
37			
38			
39			
40			
41			
42			
43			
44			
45			

380. FUNDED DEBT UNMATURED

Give particulars of the various issues of securities in accounts Nos. 764, "Equipment obligations and other debt due within one year" (excluding equipment obligations), and 765, "Funded debt unmatured," at close of the year. Funded debt, as here used, comprises all obligations maturing later than one year after date of issue in accordance with the instructions in the Uniform System of Accounts for Railroad Companies. Show each issue separately, and

make all necessary explanations in footnotes. For the purposes of this report, securities are considered to be *actually issued* when sold to a bona fide purchaser for a valuable consideration, and such purchaser holds free from control by the respondent. All securities actually issued and not reacquired by or for the respondent are considered to be *actually outstanding*. It should be noted that section 20a of the Interstate Commerce Act makes it unlawful for a

carrier to issue or assume any securities, unless and until, and then only to the extent that, the Commission by order authorizes such issue or assumption. Entries in columns (k) and (l) should include interest accrued on funded debt reacquired, maturing during the year, even though no portion of the issue is outstanding at the close of the year.

Line No.	Name and character of obligation	Interest provisions			Total amount nominally and actually issued	Nominally issued and held by respondent (Identify securities by symbol "P")	Total amount actually issued	Reacquired and held by or for respondent (Identify pledged securities by symbol "P")	Actually outstanding at close of year	Interest during year	
		Date of maturity	Rate percent per annum	Dates due						Accrued	Actually paid
	(a)	(c)	(d)	(e)	(f)	(g)	(h)	(i)	(j)	(k)	(l)
1	None	(b)			\$	\$	\$	\$	\$	\$	\$
2											
3											
4											
5	Funded debt canceled: Nominally issued, \$										
6	Purpose for which issue was authorized †										
					Total		Actually issued, \$				

381. RECEIVERS' AND TRUSTEES' SECURITIES

Give particulars of evidences of indebtedness issued and payment of equipment obligations assumed by receivers and trustees under orders of a court as provided for in account No. 767, "Receivers' and trustees' securities." For definition of securities actually issued and actually outstanding, see instructions for schedule.

Line No.	Name and character of obligation (a)	Nominal date of issue (b)	Date of maturity (c)	Interest provisions		Total par value authorized † (f)	Total par value held by or for respondent at close of year		Total par value actually out- standing at close of year (i)	Interest during year	
				Rate percent per annum (d)	Dates due (e)		Nominally issued (g)	Nominally outstanding (h)		Accrued (j)	Actually paid (k)
1	None					\$	\$	\$	\$	\$	\$
2											
3											
4											
					Total						

† By the State Board of Railroad Commissioners, or other public authority, if any, having control over the issue of securities; if no public authority has such control, state the purpose and amounts as author- ized by the board of directors and approved by stockholders.

Year: 1980

† By the State Board of Railroad Commissioners, or other public authority, if any, having control over the issue of securities; if no public authority has such control, state the purpose and amounts as authorized by the board of directors and approved by stockholders.

390. AMOUNTS PAYABLE TO AFFILIATED COMPANIES

Give full particulars of amounts payable by the respondent to affiliated companies, as defined in connection with account No. 769, "Amounts payable to affiliated companies," in the Uniform System of Accounts for Railroad Companies. If any such amounts are evidenced by notes, each note should be separately shown in column (a). Entries in columns (e) and (f) should include interest

accruals and interest payments on debt retired during the year, even though no portion of the debt remained outstanding at the close of the year. Show, also, in a footnote, particulars of interest charged to cost of property.

(Dollars in thousands)

Line No.	Name of creditor company (a)	Rate of interest (b)	Balance at beginning of year (c)	Balance at close of year (d)	Interest accrued during year (e)	Interest paid during year (f)
1	None	\$	\$	\$	\$	\$
2						
3						
4						
5						
6						
7						
8						
9						
10			TOTAL			

NOTES AND REMARKS

*Respondents required to file Annual Report Supplement Corporate Disclosure are not subject to the reporting requirements of this schedule. See "Instructions for Preparing this Report", Note E.

410. RAILWAY OPERATING EXPENSES

State the railway operating expenses on respondent's road for the year, classifying them in accordance with the Uniform System of Accounts for Railroad Companies. (000's)

Line No.	Items (a)	Labor (b)	Material (c)	Other (d)
1	201 Administration	\$ 29	\$ 5	\$ 77
2	202 Repair and Maintenance, Roadway	683	324	115
3	203 Repair and Maintenance, Structure	9	2	5
4	204 Joint Facilities - Dr.	N/A	N/A	26
5	205 Joint Facilities - Cr.	N/A	N/A	(5)
6	206 Casualties and Insurance	N/A	N/A	2
7	207 Other Expenses	50	89	244
8	208 Depreciation	N/A	N/A	62
9	Total way and structures	771	420	526
	Equipment:			
10	211 Administration			
11	212 Repair and Maintenance, Machinery			
12	213 Repair and Maintenance, Locomotives			
13	214 Repair and Maintenance, Cars			43
14	215 Repair and Maintenance, Other Equipment	4	23	5
15	216 Joint Facilities - Dr.	N/A	N/A	
16	217 Joint Facilities - Cr.	N/A	N/A	
17	218 Equipment Rents - Dr.	N/A	N/A	1 582
18	219 Equipment Rents - Cr.	N/A	N/A	
19	220 Casualties and Insurance	N/A	N/A	
20	221 Other Expenses			(1)
21	222 Depreciation	N/A	N/A	20
22	Total equipment	4	23	1 649
	Transportation:			
23	231 Administration	37		3
24	232 Road Crews	907		
25	233 Road Fuel and Power		497	23
26	234 Other Road Expenses	8	10	26
27	235 Joint Facilities - Road - Dr.	N/A	N/A	1
28	236 Joint Facilities - Road - Cr.	N/A	N/A	

410. RAILWAY OPERATING EXPENSES—Continued

Line No.		Items (a)	Labor (b)	Material (c)	Other (d)
			\$	\$	\$
29	242	Yard Crews	208		
30	243	Yard Fuel and Power		49	2
31	244	Other Yard Expenses			30
32	245	Joint Facilities - Yard - Dr.	N/A	N/A	7
33	246	Joint Facilities - Yard - Cr.	N/A	N/A	
34	252	Specialized Services Operations			
35	253	Administrative Support Operations	466	6	38
36	255	Joint Facilities - Other Transportation - Dr.	N/A	N/A	
37	256	Joint Facilities - Other Transportation - Cr.	N/A	N/A	
38	257	Loss and Damage Claims	N/A	N/A	
39	258	Casualties and Insurance	N/A	N/A	
40	259	Other Expenses			372
41		Total transportation	1 626	562	509
		General and Administrative:			
42	271	Administration			201
43	272	Administrative Operations			5
44	273	Joint Facilities - Dr.	N/A	N/A	
45	274	Joint Facilities - Cr.	N/A	N/A	
46	275	Casualties and Insurance	N/A	N/A	
47	276	Other Expenses			51
48	277	Uncollectible Accounts	N/A	N/A	
49	278	Property and Other Taxes	N/A	N/A	256
50		Total general and administrative			513
51		Grand total	2 401	1 005	3 197

450. ANALYSIS OF FEDERAL INCOME TAXES

1. In column (a) are listed the particulars which most often cause a differential between taxable income and pretax accounting income. Other particulars which cause such a differential should be listed under the caption "Other", including State and other taxes deferred if computed separately. Minor items each less than \$100,000 may be combined in a single entry under "Other".

2. Indicate in column (b) the beginning of the year total of accounts 714, 744, 762 and 786 applicable to each particular item in column (a).

3. Indicate in column (c) the net change in accounts 714, 744, 762 and 786 for the net tax effect of timing differences originating and reversing in the current accounting period.

4. Indicate in column (d) any adjustments, as appropriate, including adjustments to eliminate or reinstate deferred tax effects (credits or debits) due to applying or recognizing a loss carry-forward or a loss carry-back.

5. The total of line 10 in columns (c) and (d) should agree with the total of the contra charges (credits) to account 557, provision for deferred taxes, and account 591, provision for deferred taxes—extraordinary items, for the current year.

6. Indicate in column (e) the cumulative total of columns (b), (c), and (d). The total of column (e) must agree with the total of accounts 714, 744, 762 and 786.

Report dollars in thousands.

Line No.	Particulars (a)	Beginning of Year Balance (b)	Net Credits (Charges) for Current Year (c)	Adjustments (d)	End of Year Balance (e)
1	Accelerated depreciation, Sec. 167 I.R.C.: Guideline lives pursuant to Rev. Proc. 62-21.	\$	\$	\$	\$
2	Accelerated amortization of facilities Sec. 168, I.R.C.				
3	Accelerated amortization of rolling stock, Sec. 184 I.R.C.				
4	Amortization of rights of way, Sec. 185 I.R.C.				
5	Other (Specify)				
6	Fed. Inc. Tax-Deferred	632	30		662
7					
8					
9	Investment tax credit*				
10	TOTALS	632	30		662

*Footnotes:

11. If flow-through method was elected, indicate net decrease (or increase) in tax accrual because of investment tax credit \$
12. If deferral method for investment tax credit was elected:
- (1) Indicate amount of credit utilized as a reduction of tax liability for current year \$
 - (2) Deduct amount of current year's credit applied to reduction of tax liability but deferred for accounting purposes \$
 - (3) Balance of current year's credit used to reduce current year's tax accrual \$
 - (4) Add amount of prior year's deferred credits being amortized to reduce current year's tax accrual \$
 - (5) Total decrease in current year's tax accrual resulting from use of investment tax credits \$

451. RAILWAY TAX ACCRUALS

1. In Sections A and B show the particulars called for with respect to net accruals of taxes on railroad property, and U.S. Government taxes.

2. Report dollars in thousands.

A. Other than U.S. Government Taxes

Line No.	State (a)	Amount (b)	State (a)	Amount (b)	Line No.
1	Alabama	\$	South Dakota	\$	41
2	Alaska		Tennessee		42
3	Arizona		Texas		43
4	Arkansas		Utah		44
5	California		Vermont		45
6	Colorado		Virginia		46
7	Connecticut		Washington	101	47
8	Delaware		West Virginia		48
9	Florida		Wisconsin		49
10	Georgia		Wyoming		50
11	Hawaii		District of Columbia		51
12	Idaho	610			
13	Illinois		Other		
14	Indiana		Canada		52
15	Iowa		Mexico		53
16	Kansas		Puerto Rico		54
17	Kentucky				55
18	Louisiana		Total-Other than U.S. Government Taxes	711	56
19	Maine				
20	Maryland		B. U.S. Government Taxes		
21	Massachusetts		Kind of tax (a)	Amount (b)	
22	Michigan				
23	Minnesota				
24	Mississippi		Income taxes:	\$	
25	Missouri		Normal tax and surtax	3 243	57
26	Montana		Excess profits		58
27	Nebraska		Total-Income taxes	3 243	59
28	Nevada		Old-age retirement*	86	60
29	New Hampshire		Unemployment insurance	9	61
30	New Jersey		All other United States Taxes		62
31	New Mexico		Total-U.S. Government Taxes	3 338	63
32	New York		Grand Total-Railway Tax Accruals	4 049	64
33	North Carolina				
34	North Dakota				
35	Ohio				
36	Oklahoma		*Includes taxes for hospital insurance (Medicare) and supplemental annuities as follows:		
37	Oregon				
38	Pennsylvania		Hospital insurance	\$	65
39	Rhode Island		Supplemental annuities		66
40	South Carolina				

700. MILEAGE OPERATED (ALL TRACKS)

Give particulars called for concerning all tracks operated by respondent at the close of the year. Way switching tracks include station, team, industry, and other switching tracks for which no separate switching service is maintained. Yard switching tracks include classification, house, team, industry, and other tracks switched by yard locomotives in yards where separate switching services are maintained. Tracks belonging to an industry for which no rent is payable should not be reported. Switching and Terminal Companies report on line 6 only.

Line No.	Line in use (a)	Owned (b)	Proprietary companies (c)	Leased (d)	Operated under contract rights (e)	Operated under trackage rights (f)	Total operated (g)
1	Single or first main track	148.05		1.31			149.36
2	Second and additional main tracks						
3	Passing tracks, cross-overs, and turn-outs	19.74		.63			20.37
4	Way switching tracks	12.03					12.03
5	Yard switching tracks	6.73					6.73
6	Total	186.55		1.94			188.49

702. MILEAGE OPERATED—BY STATES

Line Haul Railways show single track only. Switching and Terminal Companies show all tracks.

Line No.	State (a)	Owned (b)	Proprietary companies (c)	Leased (d)	Operated under contract rights (e)	Total operated (f)
1	Idaho	154.50				154.50
2	Washington	32.05		1.94		33.99
3						
4						
5						
6	Total	186.55		1.94		188.49

2215. Show, by States, mileage of tracks owned but not operated by respondent: First main track, None; second and additional main tracks, None; industrial tracks, None; Yard track and sidings, None; total, all tracks, None†
 2216. Road is completed from (Line Haul Railways only)* Spokane, WA to Eastport, ID; Total distance, 148.05 miles.
 2217. Road located at (Switching and Terminal Companies only)* Not Applicable
 2218. Gauge of track 4 ft. 8½ in. Treated Wooden Cross Ties - 2 978 ties per mile. 2219. Weight of rail 1 lb. per yard.
 2220. Kind and number per mile of cross-ties None; second and additional main tracks, None; passing tracks, cross-overs, and turn-outs, None; way switching tracks, None; yard switching tracks, None
 2221. State number of miles electrified: First main track, None; second and additional main tracks, None; passing tracks, cross-overs, and turn-outs, None; way switching tracks, None
 2222. Ties applied in replacement during year: Number of cross-ties, 10 982; average cost per tie, \$ 9.9735; number of feet (B.M.) of switch and bridge ties, 33 768†; average cost per M feet (3.M.), \$
 2223. Rail applied in replacement during year: Tons (2,000 pounds), 46.179; weight per yard, 2†; average cost per ton, \$ 50

* Insert names of places.

† Mileage should be stated to the nearest whole mile.

1/ 133#	57.88	2/ 275 Feet	90#	4.125
131#	20.88	1 702 "	112#	31.7707
112#	45.32	273 "	131#	5.9605
90#	15.09	195 "	133#	4.3225
72#	8.88			
	148.05			

704. STATISTICS OF RAIL-LINE OPERATIONS. [For Road Haul Traffic Only]

Give the various statistical items called for concerning the rail-line operations of respondent's road during the year. Motor car and trailer miles, if any, should be included. Highway traffic to be excluded. Locomotive unit-miles should include all miles made by each locomotive unit. Use 150 pounds as the average weight per passenger and four tons as the average weight of contents of each head-end car.

Line No.	Item (a)	Freight trains (b)	Passenger trains (c)	Total transportation service (d)	Work trains (e)
1	Average mileage of road operated (whole number required)	150		150	XXXXXX
	Train-miles				
2	Total (with locomotives)	138,813		138,813	2789
3	Total (with motorcars)				
4	Total train-miles	138 813		138 813	2 789
	Locomotive unit-miles				
5	Road service	362 816		362 816	XXXXXX
6	Train switching	19 602		19 602	XXXXXX
7	Yard switching	50 352		50 352	XXXXXX
8	Total locomotive unit-miles	432 770		432 770	XXXXXX
	Car-miles				
9	Loaded freight cars	352 1600		352 1600	XXXXXX
10	Empty freight cars	308 6560		308 6560	XXXXXX
11	Caboose	138 8130		138 8130	XXXXXX
12	Total freight car-miles	799 6290		799 6290	XXXXXX
13	Passenger coaches				XXXXXX
14	Combination passenger cars (mail, express, or baggage, etc., with passenger)				XXXXXX
15	Sleeping and parlor cars				XXXXXX
16	Dining, grill and tavern cars				XXXXXX
17	Head-end cars				XXXXXX
18	Total (lines 13, 14, 15, 16 and 17)				XXXXXX
19	Business cars				XXXXXX
20	Crew cars (other than cabooses)				XXXXXX
21	Grand total car-miles (lines 12, 18, 19 and 20)	799 6290		799 6290	XXXXXX
	Revenue and nonrevenue freight traffic				
22	Tons—revenue freight	XXXXXX	XXXXXX	2 524 518	XXXXXX
23	Tons—nonrevenue freight	XXXXXX	XXXXXX	1 677	XXXXXX
24	Total tons—revenue and nonrevenue freight	XXXXXX	XXXXXX	2 526 195	XXXXXX
25	Ton-miles—revenue freight	XXXXXX	XXXXXX	304 097,000	XXXXXX
26	Ton-miles—nonrevenue freight	XXXXXX	XXXXXX	106,000	XXXXXX
27	Total ton-miles—revenue and nonrevenue freight	XXXXXX	XXXXXX	304 203,000	XXXXXX
	Revenue passenger traffic				
28	Passengers carried—revenue None	XXXXXX	XXXXXX		XXXXXX
29	Passenger-miles—revenue None	XXXXXX	XXXXXX		XXXXXX

NOTES AND REMARKS

705. CHANGES DURING THE YEAR

Hereunder state the matters called for. Make the statements explicit and precise, and number them in accordance with the inquiries; each inquiry should be fully answered, and if the word "none" truly states the fact it may be used in answering any particular inquiry. Changes in mileage should be reported by classes and stated to the nearest whole mile adjusted to accord with footings, i.e., counting one-half mile and over as a whole mile and disregarding any fraction less than one-half mile.

1. For each railroad property used in respondent's transportation service, show all increases and decreases in mileage, classifying the changes in the tables below as follows:

(Class 1) Line owned by respondent.

(Class 2) Line owned by proprietary companies.

(Class 3) Line operated under lease for a specified sum.

(Class 4) Line operated under contract or agreement for contingent rent.

(Class 5) Line operated under trackage rights.

2. For changes in miles of road, give dates of beginning or abandonment of operations. If any changes reportable in this schedule occurred under authority granted by the Commission in certificates of convenience and necessity, issued under paragraphs (18) to (22) of section 1 of the Interstate Commerce Act or otherwise, specific reference to such authority should in each case be made by docket number or otherwise, as may be appropriate.

3. All consolidations, mergers, and reorganizations effected, giving particulars.

This statement should show the mileage, equipment, and cash value of property of each company as well as the consideration received by each company party to the action. State the dates on which consolidated, etc., and whether the prior companies have been dissolved. Copies of the articles of consolidation, merger, or reorganization should be filed with this report.

4. Other important changes not elsewhere provided for involving more than \$50,000, giving full particulars.

INCREASES IN MILEAGE

Line No.	Class	Main (M) or branch (B) line	Running Tracks, Passing Tracks, Cross-Overs, Etc.				Miles of way switching tracks	Miles of yard switching tracks	Total	Remarks
			Miles of road	Miles of second main track	Miles of all other main tracks	Miles of passing tracks cross-overs and turn-outs				
	(a)	(b)	(c)	(d)	(e)	(f)	(g)	(h)	(i)	(j)
1										
2										
3										
4										
5										
6										
7										
8										
9										
10										
11										
12										
13	Total Increase	None								

DECREASES IN MILEAGE

14										
15										
16										
17										
18										
19										
20										
21										
22										
23										
24										
25	Total Decrease	None								

If returns under Inquiry No. 1 above include any first main track owned by respondent or its proprietary companies representing new construction or permanent abandonment give the following particulars:

Owned by respondent:

Miles of road constructed _____ Miles of road abandoned _____

Owned by proprietary companies:

Miles of road constructed _____ Miles of road abandoned _____

The item "miles of road constructed" is intended to show the mileage of first main track laid to extend respondent's road, and should not include tracks relocated and tracks laid to shorten the distance between two points, without serving any new territory.

By road abandonment is meant "permanently abandoned," the cost of which has been or is to be written out of the investment accounts.

INSTRUCTIONS CONCERNING RETURNS IN SCHEDULE 710

Instructions for reporting locomotive and passenger-train car data.

1. Give particulars of each of the various classes of equipment which respondent owned or leased during the year.
2. In column (c) give the number of units purchased new or built in company shops. In column (d) give the number of new units leased from others. The term "new" means a unit placed in service for the first time on any railroad.
3. Units leased to others for a period of one year or more are reportable in column (1); units temporarily out of respondent's service and rented to others for less than one year are to be included in column (b); units rented from others for a period less than one year should not be included in column (1).
4. For reporting purposes, a "locomotive unit" is a self-propelled vehicle generating or converting energy into motion, and designed solely for moving other equipment. An "A" unit is the least number of wheel bases with superstructure designed for use singly or as a lead locomotive unit in combination with other locomotive units. A "B" unit is similar to an "A" unit, but not equipped for use singly or as a lead locomotive unit. A "B" unit may be equipped with hostler controls for independent operating at terminals.

5. A "self-propelled car" is a rail motor car propelled by electric motors receiving power from third rail or overhead, or internal combustion engines located on the car itself. Trailers equipped for use only in trains of cars that are self-propelled are to be included as self-propelled equipment.

6. A "Diesel" unit includes all units propelled by diesel internal combustion engines irrespective of final drive, and whether power may at times be supplied from external conductor. Units other than diesel-electric, e.g., diesel-hydraulic, should be identified in a footnote giving the number and a brief description. An "Electric" unit includes all units which receive electric power from an overhead contact wire or third rail, and use the power to drive one or more electric motors that propel the vehicle. An "Other self-powered unit" includes all units other than diesel or electric, e.g., steam, gas turbine. Show the type of unit, service and number, as appropriate, in a brief description sufficient for positive identification. An "Auxiliary unit" includes all units used in conjunction with locomotives but which draw their power from the "mother" unit, e.g., boosters,

slugs, etc. For reporting purposes indicate radio-controlled self-powered diesel units on lines 1 through 8, as appropriate. Radio-controlled units that are not self-powered, i.e., those without a diesel, should be reported on line 13 under "Auxiliary units".

7. Column (k) should show aggregate capacity for all units reported in column (j), as follows: For locomotive units, report the manufacturers' rated horsepower (the maximum continuous power output from the diesel engine or engines delivered to the main generator or generators for tractive purposes). Exclude capacity data for steam locomotives. For passenger-train cars report the number of passenger seats available for revenue service, counting one passenger to each berth in sleeping cars.

8. Passenger-train car types and service equipment car types correspond to AAR Mechanical Division designations. Descriptions of car codes and designations are published in The Official Railway Equipment Register.

**710. INVENTORY OF EQUIPMENT
UNITS OWNED, INCLUDED IN INVESTMENT ACCOUNT, AND LEASED FROM OTHERS**

Line No.	Type or design of units	Units in service of respondent at beginning of year	Changes During the Year				Units retired from service whether owned or leased, including reclassification	Units at Close of Year				Leased to others
			New units purchased or built	New units leased from others	Rebuilt units acquired and rewritten into property accounts	All other units including reclassification and second hand units purchased from others		Owned and used	Leased from others	Total in service of respondent (col. (h) & (i))	Aggregate capacity of units reported in col. (j) (see ins. 7)	
	(a)	(b)	(c)	(d)	(e)	(f)	(g)	(h)	(i)	(j)	(k)	(l)
Locomotive Units												
1	Diesel-Freight A units	10										
2	Diesel-Freight B units											
3	Diesel-Passenger A units											
4	Diesel-Passenger B units											
5	Diesel-Multiple purpose A units											
6	Diesel-Multiple purpose B units											
7	Diesel-Switching A units											
8	Diesel-Switching B units	10							10	10	20 000	
9	Total (lines 1 to 8)											
10	Electric-Locomotives											
11	Other self-powered units	10							10	10	20 000 XXX	
12	Total (lines 9, 10 and 11)											
13	Auxiliary units											
14	Total Locomotive Units (lines 12 and 13)	10							10	10	XXXX	

DISTRIBUTION OF LOCOMOTIVE UNITS IN SERVICE OF RESPONDENT AT CLOSE OF YEAR, ACCORDING TO YEAR BUILT, DISREGARDING YEAR OF REBUILDING

Line No.	Type or design of units	Before Jan. 1, 1955	Between Jan. 1, 1955 and Dec. 31, 1959				Between Jan. 1, 1960 and Dec. 31, 1974				During Calendar Year				TOTAL
			(a)	(b)	(c)	(d)	(e)	(f)	(g)	(h)	(i)	(j)	(k)	(l)	
15	Diesel														10
16	Electric														
17	Other self-powered units														
18	Total (lines 15 to 17)														10
19	Auxiliary units														
20	Total Locomotive Units (lines 18 and 19)														10

See last year's rpt.

710. INVENTORY OF EQUIPMENT - Continued											
UNITS OWNED, INCLUDED IN INVESTMENT ACCOUNT, AND LEASED FROM OTHERS											
Line No.	Class of equipment and car designations	Units in service of respondent at beginning of year	Changes During the Year					Units at Close of Year			
			New units purchased or built	New units leased from others	Rebuilt units acquired and rebuilt units re-written into property accounts	All other units, including re-classification and second hand units purchased or leased from others	Units retired from service whether owned or leased, including re-classification	Owned and used	Leased from others	Total in service of respondent (col. (h) & (i))	Aggregate capacity of units reported in col. (j) (see ins. 7)
	(a)	(b)	(c)	(d)	(e)	(f)	(g)	(h)	(i)	(j)	(k)
PASSENGER-TRAIN CARS											
<i>Non-Self-Propelled</i>											
21	Coaches [PA, PB, PBO]										
22	Combined cars										
	[All class C, except CSB]										
23	Parlor cars [PBC, PC, PL, PO]										
24	Sleeping cars [PS, PT, PAS, PDS]										
25	Dining, grill and tavern cars										
26	[All class B, PB]										
27	Non-passenger carrying cars										XXXX
	[All class B, CSB, M, PSA, IA]										XXXX
28	Total (lines 21 to 27)										
<i>Self-Propelled Rail Motorcars</i>											
29	Electric passenger cars										
	[EP, ET]										
30	Electric combined cars [EC]										
31	Internal combustion rail motorcars										
	[ED, EG]										
32	Other self-propelled cars										
Specify types:											
33	Total (lines 29 to 32)										
34	Total (lines 28 and 33)										
COMPANY SERVICE CARS											
35	Business cars [PV]										XXXX
36	Boarding outfit cars [MWX]	5						5		5	XXXX
37	Derrick and snow removal cars [MWU, MWV, MWW, MWK]	1						1		1	XXXX
38	Dump and ballast cars [MWB, MWD]										XXXX
39	Other maintenance and service equipment cars	3			5			8		8	XXXX
40	Total (lines 35 to 39)	9			5			14		14	XXXX

710. INVENTORY OF EQUIPMENT—Continued

Instructions for reporting freight-train car data:

1. Give particulars of each of the various classes of equipment which respondent owned or leased during the year.

2. In column (d) give the number of units purchased or built in company shops. In column (e) give the number of new units leased from others. The term "new" means a unit placed in service for the first time on any railroad.

3. Units leased to others for a period of one year or more are reportable in column (n); units temporarily out of respondent's service and rented to others for less than one year are to be included in column (i); units rented from others for a period less than one year should not be included in column (j).

UNITS OWNED, INCLUDED IN INVESTMENT ACCOUNT, AND LEASED FROM OTHERS

Line No.	Class of equipment and car designations	Units in service of respondent at beginning of year		Changes During the Year			
		Time-mileage cars	All others	Units Installed			
				New units purchased or built	New units leased from others	Rebuilt units acquired and rebuilt units rewritten into property accounts ¹	All other units, including reclassification and second hand units purchased or leased from others
	(a)	(b)	(c)	(d)	(e)	(f)	(g)
	FREIGHT TRAIN CARS						
41	Plain Box Cars - 40' (R100-129)						
42	Plain Box Cars - 50' (B200-229; B300-329)						
43	Equipped Box Cars (All Code A)						
44	Plain Gondola Cars (G092-392; G401-492)						
45	Equipped Gondola Cars (All Codes C and E)						
46	Covered Hopper Cars (L151-154; 251-254; 351-354; 451-454; 551-554; 651-654; 751-754)	9					
47	Open Top Hopper Cars- General Service (All Code H)						
48	Open Top Hopper Cars- Special Service (All Codes J and K)						
49	Refrigerator Cars - Non-mechanical (R100, 101, 102, 103, 105, 106, 107, 108, 109, 113, 114, 115, 116, R200, 201, 202, 203, 205, 206, 207, 208, 209, 213, 214, 215, 216)						
50	Refrigerator Cars - Mechanical (R104, 110, 111, 112, 117, 118, R204, 210, 211, 212, 217, 218)						
51	Flat Cars - TOFC/COFC (F171-078; F871-978)						
52	Flat Cars - Multi-level (All Code V)						
53	Flat Cars - General Service (F101-109; F201-209)	71					
54	Flat Cars - Other (F111-189; 211-289; 301-389; 401-540)	71					
55	Tank Cars - Under 22,000 Gallons (T-0, T-1, T-2, T-3, T-4, T-5)						
56	Tank Cars - 22,000 Gallons & Over (T-6, T-7, T-8, T-9)						
57	All Other Freight Cars (F191-199; 291-300; L006-048; L070, L080, L090 - All "L" with second numeric 6; L161-L764; T-770; All Class S)						
58	Total (lines 41 to 57)	80					
59	Catoose (All N)	XXXX	4				
60	Total (lines 58, 59)	80	4				
¹ Box, unequipped (which relates to incentive per diem order)		New units purchased or built			Units rebuilt or acquired		
		General funds		Incentive funds	General funds		Incentive funds

Railroad Annual Report R-2

* See last year's rpt.

710. INVENTORY OF EQUIPMENT--Continued

4. Column (n) should show aggregate capacity for all units reported in columns (k) and (l), as follows: for freight-train cars, report the nominal capacity (in tons of 2,000 lbs) as provided for in Rule 86 of the AAR Code of Rules Governing Cars in Interchange. Convert the capacity of tank cars to capacity in tons of the commodity which the car is intended to carry customarily.

5. Time-mileage cars refers to freight cars, other than cabooses, owned or held under lease arrangement, whose interline rental is settled on a per diem and line haul mileage basis under "Code of Car Hire Rules" or would be so settled if used by another railroad.

UNITS OWNED, INCLUDED IN INVESTMENT ACCOUNT, AND LEASED FROM OTHERS

UNITS OWNED, INCLUDED IN INVESTMENT ACCOUNT, AND LEASED FROM OTHERS							
Changes during year (Concluded)	Units At Close of Year						Line No.
	Owned and used	Leased from others	Total in service of respondent (col. (i) & (j))		Aggregate capacity of units reported in col. (k) & (l) (see ins. 4)	Leased to others	
			Time-mileage cars	All other			
Units retired from service of respondent whether owned or leased in- cluding re- classification	(i)	(j)	(k)	(l)	(m)	(n)	
(h)	(i)	(j)	(k)	(l)	(m)	(n)	
							41
							42
							43
							44
							45
							46
	9		9		630		47
							48
							49
							50
							51
							52
							53
5	66		66		3 300		54
5	66		66		3 300		55
							56
							57
							58
5	75		75		3 930		59
	4		XXXX	4	XXXXXXXXXX		60
5	79		75	4	3 930		

710. INVENTORY OF EQUIPMENT--Concluded

UNITS OWNED, INCLUDED IN INVESTMENT ACCOUNT, AND LEASED FROM OTHERS

Line No.	Class of equipment and car designations	Units in service of respondent at beginning of year		Changes During the Year			
		Per diem	All other	Units Installed			
				New units purchased or built	New units leased from others	Rebuilt units acquired and rebuilt units re-written into property accounts	All other units, including reclassification and second hand units purchased or leased from others
	(a)	(b)	(c)	(d)	(e)	(f)	(g)
	FLOATING EQUIPMENT						
61	Self-propelled vessels [Tugboats, car ferries, etc.]	X X X X	None				
62	Non-self-propelled vessels [Car floats, lighters, etc.]	X X X X					
63	Total (lines 61 and 62)	X X X X					
	HIGHWAY REVENUE EQUIPMENT						
64	Bogie-chassis		None				
65	Dry van						
66	Flat bed						
67	Open top						
68	Mechanical refrigerator						
69	Bulk						
70	Insulated						
71	Platform removable sides						
72	Other trailer or container						
73	Tractor						
74	Truck						
75	Total (lines 64 to 74)						

NOTES AND REMARKS

710. INVENTORY OF EQUIPMENT—Concluded

UNITS OWNED, INCLUDED IN INVESTMENT ACCOUNT, AND LEASED FROM OTHERS

Changes during year (Concluded)	Units At Close of Year						Line No.
Units retired from service of respondent whether owned or leased, including reclassification	Owned and used	Leased from others	Total in service of respondent (col. (i) & (j))		Aggregate capacity of units reported in col. (k) & (l) (see ins. 4)	Leased to others	
			Pier diem	All other			
(h)	(i)	(j)	(k)	(l)	(m)	(n)	
			X X X X				61
			X X X X				62
			X X X X				63
							64
							65
							66
							67
							68
							69
							70
							71
							72
							73
							74
							75

NOTES AND REMARKS

710-S. UNIT COST OF EQUIPMENT INSTALLED DURING THE YEAR

1. Give particulars as requested, separately, for the various classes of new units and rebuilt units of equipment installed by Respondent during the year. If information regarding the cost of any units installed is not complete at time of filing of report, the units should be omitted, but reference to the number of units omitted should be given in a footnote, the details as to cost to be given in the report of the following year. The cost of units under construction at the close of the year should not be reflected in this schedule even though part of the cost appears in the property account for the year. Indicate in column (e) whether an installation represents equipment purchased, (P); built or rebuilt by contract in outside railroad shops, (C); or built or rebuilt in company or system shops, (S).
2. In column (a) list each class or type of locomotive unit, car, or TOFC/COFC equipment on a separate line. By class is meant the standard classification used to distinguish types of locomotive units, freight cars or other equipment adopted by the Association of American Railroads; and should include physical characteristics requested by Schedule 710; locomotive units should be identified as to power source, wheel arrangement, and horsepower per unit; such as Multiple purpose diesel locomotive A units (B-B), 2500 HP; and cars should be identified as to special construction or service characteristics such as Aluminum covered hopper cars, LO; Steel boxcars-special service, XAP, etc., for TOFC/COFC show type of equipment as enumerated in Schedule 710.
3. In column (c) show the total weight in tons of 2,000 pounds. The weight of the equipment acquired should be the weight empty.
4. The cost should be the complete cost as entered on the ledger, including foreign line freight charges and handling charges.
5. Data for this schedule should be confined to the units reported in Schedule 710, columns (c) and (e) for locomotive units, passenger train cars and company service cars; columns (d) and (f) for freight train cars, floating equipment and highway revenue equipment. Disclose new units in the upper section of this schedule and in the lower section disclose rebuilt units acquired or rewritten into the Respondent's accounts. The term "new" as used herein shall refer to and mean a unit or units placed in service for the first time on any railroad.
6. All unequipped boxcars acquired in whole or in part with incentive per diem funds should be reported on separate lines and appropriately identified by footnote or sub-heading.
7. Report dollars in thousands.

NEW UNITS

Line No.	Class of equipment (a)	Number of units (b)	Total weight (tons) (c)	Total cost (d)	Method of acquisition (see instructions) (e)
1					
2					
3					
4					
5	2/ Five flat cars transferred to Company service				
6	omitted as cost is not complete.				
7					
8					
9					
10					
11					
12					
13					
14					
15					
16					
17					
18					
19					
20					
21					
22					
23					
24					
25	TOTAL		XXXX		XXXX

REBUILT UNITS

26	None				
27					
28					
29					
30					
31					
32					
33					
34					
35					
36					
37					
38	TOTAL		XXXX		XXXX
39	GRAND TOTAL	2/	XXXX		XXXX

730. REVENUE FREIGHT CARRIED DURING THE YEAR (For Road Haul Traffic Only)

1. Give the particulars called for concerning the commodities carried by the respondent during the year, the revenue from which is includible in account No. 101, *Freight*, on the basis of the 2-digit codes named in 49 C.F.R. 123.52, by Order of September 13, 1963. In stating the number of tons received from connecting carriers (c), include all commencing carriers, whether rail or water and whether the freight is received directly or indirectly (as through elevators).

2. Under Order of December 16, 1964, traffic involving less than three shippers reportable in any one commodity class may be excluded from this schedule, but must be submitted unbound in a separate schedule supplemental to this one and marked *Supplemental*. Extra copies of Schedule 2602 may be obtained upon request to the Interstate Commerce Commission, Bureau of Accounts, Washington, D.C., 20423. If a supplemental schedule is filed, check the space provided at the bottom of this schedule. Supplemental reports will be withheld from public inspection.

3. Particulars for Codes 01 to 46 inclusive, should include all traffic moved in lots of 10,000 pounds or more. Forwarder traffic includes freight traffic shipped by or consigned to any forwarder holding a permit under part IV of the Interstate Commerce Act. Code 47 should include all traffic moved in lots of less than 10,000 pounds.

4. *Gross freight revenue means respondent's gross freight revenue without adjustment for absorption or corrections.*

Line No.	Commodity Description (a)	Code No.	Revenue freight in tons (2,000 pounds)			Gross freight revenue (dollars) (e)
			Originating on respondent's road (b)	Received from connecting carriers (c)	Total carried (d)	
1	Farm products	01	2 717	78 624	81 341	428 473
2	Forest products	08				
3	Fresh fish and other marine products	09				
4	Metallic ores	10		41 603	41 603	235 006
5	Coal	11		1 635	1 635	7 113
6	Crude petro, nat gas, & nat gsln	13				
7	Nonmetallic minerals, except fuels	14	71	677 093	677 164	2 590 403
8	Ordinance and accessories	19				
9	Food and kindred products	20	169	31 589	31 858	232 870
10	Tobacco products	21				
11	Textile mill products	22		17	17	315
12	Apparel & other finished tex prd inc knit	23				
13	Lumber & wood products, except furniture	24	198 705	77 567	276 272	2 050 309
14	Furniture and fixtures	25	14		14	168
15	Pulp, paper and allied products	26	428	16 290	16 718	113 417
16	Printed matter	27				
17	Chemicals and allied products	28	29 833	540 883	570 716	2 980 240
18	Petroleum and coal products	29		266 825	266 825	1 795 111
19	Rubber & miscellaneous plastic products	30	666	915	1 581	30 812
20	Leather and leather products	31		54	54	300
21	Stone, clay, glass & concrete prd	32	2 393	427 189	429 582	1 476 874
22	Primary metal products	33	39 625	58 926	98 551	677 739
23	Fabr metal prd, exc ordn, machy & transp	34		111	111	1 299
24	Machinery, except electrical	35		1 221	1 221	14 762
25	Electrical machy, equipment & supplies	36		108	108	1 515
26	Transportation equipment	37		17 337	17 337	356 356
27	Instr, phot & opt gd, watches & clocks	38		1 132	1 132	9 992
28	Miscellaneous products of manufacturing	39		2 043	4 947	35 764
29	Waste and scrap materials	40	2 904	90	90	767
30	Miscellaneous freight shipments	41		437	1 417	6 032
31	Containers, shipping, returned empty	42	980			
32	Freight forwarded traffic	44				
33	Shipper Assn or similar traffic	45		1 375	1 375	22 403
34	Misc mixed shipment exc fwdr & shpr assn	46	55	2 794	2 849	20 019
35	Total, carload traffic		278 560	2 245 958	2 524 518	13 088 059
36	Small packaged freight shipments	47				
37	Total, carload & LCL traffic		278 560	2 245 958	2 524 518	13 088 059

[] This report includes all commodity statistics for the period covered.

[] A supplemental report has been filed covering traffic involving less than three shippers reportable in any one commodity code.

[] Supplemental Report
NOT OPEN TO PUBLIC INSPECTION

ABBREVIATIONS USED IN COMMODITY DESCRIPTIONS

Assn	Association	Gsln	Gasoline	Misc	Miscellaneous	Phot	Photographic
Exc	Except	Inc	including	Nat	Natural	Prd	Products
Fabr	Fabricated	Instr	Instruments	Opt	Optical	Shpr	Shipper
Fwdr	Forwarder	LCL	Less than carload	Ordn	Ordinance	Tex	Textile
Gd	Goods	Machy	Machinery	Petro	Petroleum	Transp	Transportation

NOTES AND REMARKS

est

Road Initials: SI

Year 19 80

750. CONSUMPTION OF FUEL BY MOTIVE POWER UNITS

Show hereunder the amounts of the various kinds of fuel consumed by locomotive units and motors or other self-propelled rail cars in the service of the respondent during the year, and the number of kilowatt-hours for such tractive equipment as was propelled by electricity. The ton of 2,000 pounds should be used.

Kilowatt-hours, for entry in column (c) of section A, and column (h) of section B, are to be figures at high tension taps (point of production or point of purchase), and divided among the several classes of service, the division being made on the respondent's best estimate if actual figures are not available.

A. LOCOMOTIVES

Line No.	Kind of locomotive service (a)	Diesel	Electric	Other (Steam, Gas Turbine, Etc.)	
		Diesel oil (gallons) (b)	Kilowatt-hours (c)	Coal (tons) (d)	Fuel oil (gallons) (e)
1	Freight _____	642 349			
2	Passenger _____	62 978			
3	Yard switching _____	705 327			
4	Total _____	\$ 574	\$	\$	\$
5	Cost of Fuel* _____	4 590			
6	Work Train _____				

B. RAIL MOTORCARS

Line No.	Kind of locomotive service (f)	Diesel	Electric	Gasoline
		Diesel oil (gallons) (g)	Kilowatt-hours (h)	Gasoline (gallons) (i)
7	Freight _____			
8	Passenger _____			
9	Yard switching _____			
10	Total _____	\$	\$	\$
11	Cost of Fuel* _____			
12	Work Train _____			

*Show cost of fuel charged to train and yard service (Functions 67-Loco. Fuels and 68-Electric Power Purchased/Produced for Motive Power). The cost stated for the various kinds of fuel should be the total charges in the accounts specified, including freight charges and handling expenses. The cost stated for electric current should be the total charges in the accounts enumerated. Fuel and power consumed by mixed and special trains that are predominantly freight should be included in freight service, but where the service of mixed or special trains is predominantly passenger, the fuel and power used should be included in passenger service. (Dollars in thousands)

850. COMPETITIVE BIDDING—CLAYTON ANTITRUST ACT

Section 10 of the Clayton Antitrust Act (15 U.S.C. 20) states that "no common carrier engaged in commerce shall have any dealings in securities, supplies or other articles of commerce, or shall make or have any contracts for construction or maintenance of any kind, to the amount of more than \$50,000, in the aggregate, in any one year, with another corporation, firm, partnership or association when the said common carrier shall have upon its board of directors or as its president, manager or as its purchasing or selling officer, or agent in the particular transaction, any person who is at the same time a director, manager, or purchasing or selling officer of, or who has any substantial interest in, such other corporation, firm, partnership or association, unless and

except such purchases shall be made from, or such dealings shall be made with, the bidder whose bid is the most favorable to such common carrier, to be ascertained by competitive bidding under regulations to be prescribed by rule or otherwise by the Interstate Commerce Commission." The specification for competitive bids is found in the Code of Federal Regulations, Part 1010-Competitive Bids through Part 1010.7 - Carriers Subject to the Interstate Commerce Act.

In column (g), identify the company awarded the bid by including company name and address, name and title of respondent officers, directors, selling officer, purchasing officer and/or general manager that has an affiliation with the seller.

	Nature of bid (a)	Date Published (b)	Contract number (c)	No. of bidders (d)	Method of awarding bid (e)	Date filed with the Commission (f)	Company awarded bid (g)
1	None						
2							
3							
4							
5							
6							
7							
8							
9							
10							
11							
12							
13							
14							
15							
16							
17							
18							
19							
20							
21							
22							
23							
24							
25							
26							
27							
28							
29							
30							

900. COMPENSATION OF OFFICERS, DIRECTORS, ETC.

1. In columns (a) and (b) enter the name and position of each of the persons named in Schedule B of this report to whom the respondent paid the largest amount during the year as compensation for current or past service over and above necessary expenses incurred in discharge of duties. In addition, list all other officers, directors, pensioners or employees, if any, to whom the respondent paid \$50,000 or more in total compensation during the year.

2. The salary per annum to be entered in column (c) is the annual rate at which an employee is paid rather than the amount actually paid for a part of a year. If the salary of an individual was increased or decreased during the year, show salary before each change as well as at close of year.

3. If an officer, director, etc., receives compensation from one or more affiliated companies, reference to this fact should be made if the aggregate compensation from all companies amounts to \$50,000 or more.

4. Report in column (d) the total amount of compensation other than annual salary paid to each listed employee during the year. This includes forms of nonmonetary compensation given which directly benefits each employee. Examples:

Fair value of property given, such as exclusive use of an automobile;

Amounts paid for membership of the employee in nonbusiness associations, private clubs, etc.;

Commissions, bonuses, shares in profits;

Contingent compensation plans;

Monies paid or accrued for any pension, retirement, savings, retirement annuities, deferred compensation, or similar plan;

Premiums on life insurance where the respondent is not the beneficiary. Do not report premiums or group life insurance for benefits less than \$50,000.

Give the details of any plan not previously reported, the basis of determining the ultimate benefits payable, and the payments or provisions made during the year.

5. Also include in column (d) all remuneration paid, directly or indirectly, in the form of securities, options, warrants, rights or other property. Furnish particulars concerning any options, warrants, or rights issued or granted during the year including prices, expiration dates and other information relating to exercise of the options, warrants, or rights. Specify the amount of such securities or assets so entitled to be purchased by each officer, director, etc.

6. Report dollars in thousands

Line No.	Name of person (a)	Position or Title (b)	Salary per annum as of close of year (see instructions) (c)	Other compensation during the year (d)
1	Officers and Directors shown in Schedule B are also		\$	\$
2	Officers and Directors of Union Pacific R.R. Co. and			
3	received no compensation for services performed for			
4	respondent other than Director's Fees. Director's			
5	Fees are included in report filed by Union Pacific			
6	Railroad Company.			
7				
8				
9				
10				
11				
12				
13				
14				
15				
16				
17				
18				
19				
20				
21				
22				
23				
24				
25				
26				
27				
28				
29				
30				
31				
32				
33				
34				
35				
36				
37				
38				

905. PAYMENTS FOR SERVICES RENDERED BY OTHER THAN EMPLOYEES AND AFFILIATES

1. In the form below give information concerning payments, fees, retainers, commissions, gifts, contributions, assessments, bonuses, pensions, subscription, allowance for expenses, or any form of payments amounting in the aggregate to \$20,000 or more during the year to any corporation, institution, association, firm, partnership, committee, or any person, except:

(a) Payments to employees of the respondent.

(b) Payments for services rendered by affiliates.

(c) Payments for accounting and audit fees must be reported in full regardless of the \$20,000 limitation. These fees must not be included with management fees paid to parent companies.

2. The aggregate of payments to be reported in column (c) shall include amounts paid and/or accrued during the year which are applicable to the year.

3. When contributions under \$20,000 are made in common with other carriers under a joint arrangement in payment for the performance of services or as a donation, each such contribution shall be reported, irrespective of the amount thereof, if the total amount paid by all contributors for the performance of the particular service is equal to the sum of \$20,000 or more.

4. Payments to the independent public accountant reporting on the respondent's annual report shall be subdivided to show separately the amount paid for auditing and the total amount paid for other types of management services such as, but not limited to, compensation plans, pension plans, forecasts and budgets, and tax advice. All carriers, whether payments aggregate more or less than \$20,000, shall answer the following question.

Did the independent accountant reporting on the respondent's annual report provide any management services other than auditing? Specify. Yes No

5. To be included are, among others, payments, directly or indirectly, for legal, medical, engineering, advertising, valuation, accounting, statistical, financial, educational, entertainment, charita-

ble, advisory, defensive, detective, developmental, research, appraisal, registration, purchasing, architectural, and hospital services, payments for expert testimony and for handling wage disputes; and payments for services of banks, bankers, trust companies, insurance companies, brokers, trustees, promoters, solicitors, consultants, actuaries, investigators, inspectors, and efficiency engineers. Payments to the various railroad associations, commissions, committees, bureaus, boards, and other organizations maintained jointly by railroads shall also be included. The enumeration of these kinds of payments should not be understood as excluding other payments for services not excluded below.

6. To be excluded are: Rent of buildings or other property, taxes payable to the Federal, State, or local Governments, payments for heat, light, power, telegraph, and telephone services, and payments to other carriers on the basis of lawful tariff charges or for the interchange of equipment between carriers, as well as other payments for services which both as to their nature and amount may reasonably be regarded as ordinarily connected with the routine operation, maintenance, or construction of a railroad, but any special and unusual payments for services should be reported. Payments of \$20,000 or more to organizations maintained jointly by railroads with other railroads are not to be excluded even if their services are regarded as routine.

7. If more convenient, this schedule may be filled out for a group of roads considered as one system and shown only in the report of the principal road in the system, with references thereto in the reports of the other roads. When the respondent is reporting on a system basis, audit fees must be reported separately for each individual railroad included in the system.

8. If any doubt exists in the mind of the reporting officer as to the reportability of any type of payment, request should be made for a ruling before filing this report.

9. Report dollars in thousands

Line No.	Name of recipient (a)	Description of service (b)	Amount of payment (c)
1	None		\$
2			
3			
4			
5			
6			
7			
8			
9			
10			
11			
12			
13			
14			
15			
16			
17			
18			
19			
20			
21			
22			
23			
24			
25			
26			
27			
28			

910. EMPLOYEES, SERVICE, AND COMPENSATION

1. Give particulars of the average number of employees of various classes in the service of the respondent, of service rendered by such employees, and of compensation paid therefor during the year. Employees are to be counted and classified and their service and compensation reported in accordance with the Commission's Rules Governing the Classification of Railroad Employees and Reports of their Service and Compensation, effective January 1, 1951.

2. Averages called for in column (b) should be the average of twelve middle-of-month counts.

3. Pensioners rendering no service are not to be included in the count, nor is any compensation paid them to be included hereunder.


4. If any of the general officers served without compensation or were carried on the payrolls of another company, those facts should be stated in a footnote.

5. If any compensation was paid or is payable under labor awards of the current year, include the amount applicable to the current year in column (d) and show the portion applicable to prior years (back pay) in a footnote, by groups of employees. For purposes of this report, labor awards are intended to cover adjustments resulting from the decisions of Wage Boards and voluntary awards by the respondent incident hereto.

6. This schedule does not include old-age retirements, and unemployment insurance taxes.

Line No.	Classes of employees (a)	Average number of employees (b)	Total service hours (c)	Total compensation (d)	Remarks (e)
1	Total (executives, officials, and staff assistants) _____	3	7 169	\$ 96 ⁷ 319	
2	Total (professional, clerical, and general) _____	6	11 148	102 285	
3	Total (maintenance of way and structures) _____	39	76 700	683 263	
4	Total (maintenance of equipment and stores) _____	-	-	-	
5	Total (transportation--other than train, engine, and yard) _____	17	36 319	344 ⁵ 947	
6	Total (transportation-yardmasters, switch tenders, and hostlers) _____	-	-	-	
7	Total, all groups (except train and engine) _____	65	131 336	1 226 ⁷ 814	
8	Total (transportation--train and engine) _____	43	124 659	1 239 259	
9	Grand Total _____	108	255 995	2 466 073	

Amount of foregoing compensation (excluding back pay for prior years) that is chargeable to account No. 531, "Railway operating expenses":
\$ 2,461,142



VERIFICATION

The foregoing report shall be verified by the oath of the officer having control of the accounting of the respondent. This report shall also be verified by the oath of the president or other chief officer of the respondent, unless the respondent states that such officer has no control over the respondent's accounting and reporting.

OATH

(To be made by the officer having control of the accounting of the respondent)

State of Nebraska
County of Douglas

J. P. Deasey makes oath and says that he is General Auditor
(Insert here name of the affiant) (Insert here the official title of the affiant)

Of Spokane International Railroad Company
(Insert here the exact legal title or name of the respondent)

that it is his duty to have supervision over the books of accounts of the respondent and to control the manner in which such books are kept; that he knows that such books have been kept in good faith during the period covered by this report; that he knows that the entries contained in this report relating to accounting matters have been prepared in accordance with the provisions of the Uniform System of Accounts for Railroads and other accounting and reporting directives of this Commission; that he believes that all other statements of fact contained in this report are true, and that this report is a correct and complete statement, accurately taken from the books and records, of the business and affairs of the above-named respondent during the period of time from and including

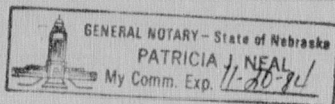
January 1, 19 80, to and including December 31, 19 80

J. P. Deasey
(Signature of affiant)

Subscribed and sworn to before me, a Notary Public in and for the State and county above named, this 30th day of March, 19 81

My commission expires _____

Use an
L.S.
impression seal



Patricia J. Neal
(Signature of officer authorized to administer oaths)

SUPPLEMENTAL OATH

(By the president or other chief officer of the respondent)

State of Nebraska
County of Douglas

J. C. Kenefick makes oath and says that he is President
(Insert here name of the affiant) (Insert here the official title of the affiant)

Of Spokane International Railroad Company
(Insert here the exact legal title or name of the respondent)

that he has carefully examined the foregoing report; that he believes that all statements of fact contained in the said report are true, and that the said report is a correct and complete statement of the business and affairs of the above-named respondent and the operations of its property during the period of time from and including

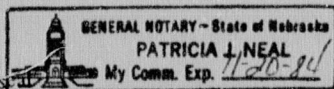
January 1, 19 80, to and including December 31, 19 80

J. C. Kenefick
(Signature of affiant)

Subscribed and sworn to before me, a Notary Public in and for the State and county above named, this 30th day of March, 19 81

My commission expires _____

Use an
L.S.
impression seal



Patricia J. Neal
(Signature of officer authorized to administer oaths)

FILL IN THIS PAGE ONLY IF YOU ARE FILING THIS REPORT WITH A STATE COMMISSION

701. ROAD AND EQUIPMENT PROPERTY Idaho

1. Give particulars of changes in accounts Nos. 731, "Road and equipment property" and 732, "Improvements on leased property," classified in accordance with the Uniform System of Accounts for Railroad Companies.

2. Credit items in the entries should be fully explained.

3. Report on line 35 amounts not includable in the primary road accounts. The items reported should be briefly identified and explained in a footnote. Amounts should be reported on this line only under special circumstances, usually after permission is obtained from the Commission for exceptions to prescribed accounting. Reference to such authority should be made when explaining the amounts reported. Respondents must not make arbitrary changes to the printed stub or column headings without specific authority from the Commission.

Line No.	Account (a)	Balance at beginning of year		Total expenditures during the year		Balance at close of year	
		Entire line (b)	State (c)	Entire line (d)	State (e)	Entire line (f)	State (g)
1	(1) Engineering	186 949	165 002	(148)	(130)	186 801	164 872
2	(2) Land for transportation purposes	212 764	175 806	115	115	212 879	175 921
3	(2 1/2) Other right-of-way expenditures	17 541	2 537			17 541	2 537
4	(3) Grading	2 159 316	1 983 965	(602)	(442)	2 158 714	1 983 523
5	(5) Tunnels and subways	149 451	149 451			149 451	149 451
6	(6) Bridges, trestles, and culverts	1 730 739	1 634 508			1 730 739	1 634 508
7	(7) Elevated structures						
8	(8) Ties	1 060 037	880 359	(2 946)	(2 776)	1 057 091	877 583
9	(9) Rails	1 461 744	1 285 704	(615)	(1 084)	1 461 129	1 284 620
10	(10) Other track material	1 556 526	1 372 285	10 063	9 946	1 566 589	1 382 231
11	(11) Ballast	394 752	295 637	(130)	(130)	394 622	295 507
12	(12) Track laying and surfacing	527 766	439 479	(1 923)	(3 274)	525 843	436 205
13	(13) Fences, snowsheds, and signs	48 171	42 993	(10)		48 161	42 993
14	(16) Station and office buildings	229 832	167 798	1 777	1 777	231 609	169 575
15	(17) Roadway buildings	36 386	30 388			36 386	30 388
16	(18) Water stations						
17	(19) Fuel stations	956	652			956	652
18	(20) Shops and enginehouses	1 378	1 192			1 378	1 192
19	(22) Storage warehouses						
20	(23) Wharves and docks						
21	(24) Coal and ore wharves						
22	(25) TOFC/COFC terminals						
23	(26) Communication systems	93 134	73 254	7 669	7 669	100 803	80 923
24	(27) Signals and interlockers	48 757	25 012	3 202		51 959	25 012
25	(29) Powerplants						
26	(31) Power-transmission systems	643				643	
27	(35) Miscellaneous structures						
28	(37) Roadway machines	481 056	34 761	34 005		515 061	34 761
29	(39) Public improvements—Construction	58 522	50 098	7 022		65 544	50 098
30	(44) Shop machinery						
31	(45) Powerplant machinery						
32	Other (specify & explain) <u>1/</u>	8 080	4 207	(8 080)	(4 207)		
33	Total expenditures for road	10 464 500	8 815 088	49 399	7 464	10 513 899	8 822 552
34	(52) Locomotives						
35	(53) Freight-train cars	479 995				479 995	
36	(54) Passenger-train cars						
37	(55) Highway revenue equipment						
38	(56) Floating equipment					54 865	
39	(57) Work equipment	54 865				16 336	
40	(58) Miscellaneous equipment	15 521		815		551 196	
41	Total expenditures for equipment	550 381		815			
42	(76) Interest during construction	285 270	251 190	(32)	(31)	285 238	251 159
43	(77) Other expenditures—General	12 749	6 976	(6)	(6)	12 743	6 970
44	Total general expenditures	298 019	258 166	(38)	(37)	297 981	258 129
45	Total	11 312 900	9 073 254	50 176	7 427	11 363 076	9 080 681
46	(80) Other elements of investment						
47	(90) Construction work in progress						
48	Grand total	11 312 900	9 073 254	50 176	7 427	11 363 076	9 080 681

2002. RAILWAY OPERATING EXPENSES Idaho

1. State the railway operating expenses of the respondent for the year, classifying them in accordance with the Uniform System of Accounts for Railroad Companies.
2. Any unusual accruals involving substantial amounts included in columns (b), (c), (e), and (f), should be fully explained in a footnote.

Line No.	Name of railway operating expense account	Amount of operating expenses for the year		Line No.	Name of railway operating expense account	Amount of operating expenses for the year	
		Entire line (b)	State (c)			Entire line (b)	State (c)
	MAINTENANCE OF WAY AND STRUCTURES	\$	\$			\$	\$
1	(2201) Superintendence	111 194	94 415	32	(2247) Operating joint yards and terminals—Cr		
2	(2202) Roadway maintenance	1 121 271	952 071	33	(2248) Train employees	906 945	770 087
3	(2203) Maintaining structures	16 390	13 917	34	(2249) Train fuel	520 318	441 802
4	(2203 1/2) Retirements—Road			35	(2251) Other train expenses		
5	(2204) Dismantling retired road property			36	(2252) Injuries to persons		
6	(2208) Road Property—Depreciation	61 999	52 643	37	(2253) Loss and damage	4 870	4 135
7	(2209) Other maintenance of way expenses	384 341	326 344	38	(2254) Other casualty expenses	1 768	1 501
8	(2210) Maintaining joint tracks, yards, and other facilities—Dr	25 992	22 070	39	(2255) Other rail and highway transportation expenses	415 435	352 746
9	(2211) Maintaining joint tracks, yards, and other facilities—Cr	(4 910)	(4 169)	40	(2256) Operating joint tracks and facilities—Dr	852	723
10	Total maintenance of way and struc	1 716 277	1 457 291	41	(2257) Operating joint tracks and facilities—Cr		
	MAINTENANCE OF EQUIPMENT			42	Total transportation—Rail line	2 696 844	2 289 889
11	(2221) Superintendence				MISCELLANEOUS OPERATIONS		
12	(2222) Repairs to shop and power-plant machinery			43	(2258) Miscellaneous operations		
13	(2223) Shop and power-plant machinery—Depreciation			44	(2259) Operating joint miscellaneous facilities—Dr		
14	(2224) Dismantling retired shop and power-plant machinery			45	(2260) Operating joint miscellaneous facilities—Cr		
15	(2225) Locomotive repairs			46	Total miscellaneous operating		
16	(2226) Car and highway revenue equipment repairs	43 696	37 102	47	GENERAL	200 927	170 607
17	(2227) Other equipment repairs	31 680	26 899	48	(2262) Insurance	100	85
18	(2228) Dismantling retired equipment			49	(2264) Other general expenses	312 030	264 945
19	(2229) Retirements—Equipment			50	(2265) General joint facilities—Dr	70	59
20	(2234) Equipment—Depreciation	19 995	16 978	51	(2266) General joint facilities—Cr		
21	(2235) Other equipment expenses	1 580 792	1 342 250	52	Total general expenses	513 127	435 696
22	(2236) Joint maintenance of equipment expenses—Dr				RECAPITULATION		
23	(2237) Joint maintenance of equipment expenses—Cr			53	Maintenance of way and structures	1 716 277	1 457 291
24	Total maintenance of equipment	1 676 163	1 423 229	54	Maintenance of equipment	1 676 163	1 423 229
	TRAFFIC			55	Traffic expenses		
25	(2240) Traffic expenses			56	Transportation—Rail line	2 696 844	2 289 889
	TRANSPORTATION—RAIL LINE			57	Miscellaneous operations	513 127	435 696
26	(2241) Superintendence and dispatching	40 523	34 408	58	General expenses		
27	(2242) Station service	509 792	432 864	59	Grand total railway operating expense	6 602 411	5 606 105
28	(2243) Yard employees	208 257	176 831				
29	(2244) Yard switching fuel	50 975	43 283				
30	(2245) Miscellaneous yard expenses	30 358	25 777				
31	(2246) Operating joint yard and terminals—Dr	6 751	5 732				
60	Operating ratio (ratio of operating expenses to operating revenues) _____ percent.						
	(Two decimal places required.)						

FILL IN THIS PAGE ONLY IF YOU ARE FILING THIS REPORT WITH A STATE COMMISSION

701. ROAD AND EQUIPMENT PROPERTY Washington

1. Give particulars of changes in accounts Nos. 731, "Road and equipment property" and 732, "Improvements on leased property," classified in accordance with the Uniform System of Accounts for Railroad Companies.

2. Credit items in the entries should be fully explained.

3. Report on line 35 amounts not includable in the primary road accounts. The items reported should be briefly identified and explained in a footnote. Amounts should be reported on this line only under special circumstances, usually after permission is obtained from the Commission for exceptions to prescribed accounting. Reference to such authority should be made when explaining the amounts reported. Respondents must not make arbitrary changes to the printed sub or column headings without specific authority from the Commission.

Line No.	Account (a)	Balance at beginning of year		Total expenditures during the year		Balance at close of year	
		Entire line (b)	State (c)	Entire line (d)	State (e)	Entire line (f)	State (g)
1	(1) Engineering	186 949	21 947	(148)	(18)	186 801	21 929
2	(2) Land for transportation purposes	212 764	36 957	115		212 879	36 957
3	(2 1/2) Other right-of-way expenditures	17 541	15 004			17 541	15 004
4	(5) Grading	2 159 316	175 352	(602)	(160)	2 158 714	175 192
5	(5) Tunnels and subways	149 451				149 451	
6	(6) Bridges, trestles, and culverts	1 730 739	96 230			1 730 739	96 230
7	(7) Elevated structures						
8	(8) Ties	1 060 037	179 677	(2 946)	(170)	1 057 091	179 507
9	(9) Rails	1 461 744	176 040	(615)	469	1 461 129	176 509
10	(10) Other track material	1 556 526	184 242	10 063	117	1 566 589	184 359
11	(11) Ballast	394 752	99 115	(130)		394 622	99 115
12	(12) Track laying and surfacing	527 766	88 286	(1 923)	1 351	525 843	89 637
13	(13) Fences, snow sheds, and signs	48 171	5 178	(10)	(10)	48 161	5 168
14	(16) Station and office buildings	229 832	62 035	1 777		231 609	62 035
15	(17) Roadway buildings	36 386	5 999			36 386	5 999
16	(18) Water stations						
17	(19) Fuel stations	956	304			956	304
18	(20) Shops and enginehouses	1 378	186			1 378	186
19	(22) Storage warehouses						
20	(23) Wharves and docks						
21	(24) Coal and ore wharves						
22	(25) TOFC/COFC terminals						
23	(26) Communication systems	93 134	16 272	7 669		100 803	16 272
24	(27) Signals and interlockers	48 757	23 744	3 202	3 202	51 959	26 946
25	(29) Powerplants						
26	(31) Power-transmission systems	643	643			643	643
27	(35) Miscellaneous structures						
28	(37) Roadway machines	481 056	1 009	34 005		515 061	1 009
29	(39) Public improvements—Construction	58 522	8 424	7 022	7 022	65 544	15 446
30	(44) Shop machinery						
31	(45) Powerplant machinery						
32	Other (specify & explain) <u>1/</u>	8 080	950	(8 080)	(950)		
33	Total expenditures for road	10 464 500	1 197 594	49 399	10 853	10 513 899	1 208 447
34	(52) Locomotives						
35	(53) Freight-train cars	479 995				479 995	
36	(54) Passenger-train cars						
37	(55) Highway revenue equipment						
38	(56) Floating equipment						
39	(57) Work equipment	54 865				54 865	
40	(58) Miscellaneous equipment	15 521		815		16 336	
41	Total expenditures for equipment	550 381		815		551 196	
42	(76) Interest during construction	285 270	28 160	(32)	(1)	285 238	28 159
43	(77) Other expenditures—General	12 749	5 773	(6)		12 743	5 773
44	Total general expenditures	298 019	33 933	(38)	(1)	297 981	33 932
45	Total	11 312 900	1 231 527	50 176	10 852	11 363 076	1 242 379
46	(80) Other elements of investment						
47	(90) Construction work in progress						
48	Grand total	11 312 900	1 231 527	50 176	10 852	11 363 076	1 242 379

FILL IN THIS PAGE ONLY IF YOU ARE FILING THIS REPORT WITH A STATE COMMISSION

2002. RAILWAY OPERATING EXPENSES Washington

1. State the railway operating expenses of the respondent for the year, classifying them in accordance with the Uniform System of Accounts for Railroad Companies.
 2. Any unusual accruals involving substantial amounts included in columns (b), (c), (e), and (f), should be fully explained in a footnote.

Line No.	Name of railway operating expense account (a)	Amount of operating expenses for the year		Line No.	Name of railway operating expense account (a)	Amount of operating expenses for the year	
		Entire line (b)	State (c)			Entire line (b)	State (c)
	MAINTENANCE OF WAY AND STRUCTURES	\$	\$			\$	\$
		111 194	16 779	32	(2247) Operating joint yards and terminals—Cr		
1	(2201) Superintendence			33	(2248) Train employees	906 945	136 858
2	(2202) Roadway maintenance	1121 271	169 200	34	(2249) Train fuel	520 318	78 516
3	(2203) Maintaining structures	16 390	2 473	35	(2251) Other train expenses		
4	(2203 1/2) Retirements—Road			36	(2252) Injuries to persons		
5	(2204) Dismantling retired road property			37	(2253) Loss and damage	4 870	735
6	(2208) Road Property—Depreciation	61 999	9 356	38	(2254) Other casualty expenses	1 768	267
7	(2209) Other maintenance of way expenses	384 341	57 997	39	(2255) Other rail and highway transportation expenses	415 435	62 689
8	(2210) Maintaining joint tracks, yards, and other facilities—Dr	25 992	3 922	40	(2256) Operating joint tracks and facilities—Dr	852	129
9	(2211) Maintaining joint tracks, yards, and other facilities—Cr	(4 910)	(741)	41	(2257) Operating joint tracks and facilities—Cr		
10	Total maintenance of way and structure	1716 277	258 986	42	Total transportation—Rail line	2 696 844	406 955
	MAINTENANCE OF EQUIPMENT				MISCELLANEOUS OPERATIONS		
11	(2221) Superintendence			43	(2258) Miscellaneous operations		
12	(2222) Repairs to shop and power-plant machinery			44	(2259) Operating joint miscellaneous facilities—Dr		
13	(2223) Shop and power-plant machinery—Depreciation			45	(2260) Operating joint miscellaneous facilities—Cr		
14	(2224) Dismantling retired shop and power-plant machinery			46	Total miscellaneous operating		
15	(2225) Locomotive repairs				GENERAL		
16	(2226) Car and highway revenue equipment repairs	43 696	6 594	47	(2261) Administration	200 927	30 320
17	(2227) Other equipment repairs	31 680	4 781	48	(2262) Insurance	100	15
18	(2228) Dismantling retired equipment			49	(2264) Other general expenses	312 030	47 085
19	(2229) Retirements—Equipment			50	(2265) General joint facilities—Dr	70	11
20	(2234) Equipment—Depreciation	19 995	3 017	51	(2266) General joint facilities—Cr	513 127	77 431
21	(2235) Other equipment expenses	1580 792	238 542	52	Total general expenses		
22	(2236) Joint maintenance of equipment expenses—Dr				RECAPITULATION		
23	(2237) Joint maintenance of equipment expenses—Cr			53	Maintenance of way and structures	1 716 277	258 986
24	Total maintenance of equipment	1676 163	252 934	54	Maintenance of equipment	1 676 163	252 934
	TRAFFIC			55	Traffic expenses		
25	(2240) Traffic expenses			56	Transportation—Rail line	2 696 844	406 955
	TRANSPORTATION—RAIL LINE			57	Miscellaneous operations		
26	(2241) Superintendence and dispatching	40 523	6 115	58	General expenses	513 127	77 431
27	(2242) Station service	509 792	76 928	59	Grand total railway operating expense	6 602 411	996 306
28	(2243) Yard employees	208 257	31 426				
29	(2244) Yard switching fuel	50 975	7 692				
30	(2245) Miscellaneous yard expenses	30 358	4 581				
31	(2246) Operating joint yard and terminals—Dr	6 751	1 019				
60	Operating ratio (ratio of operating expenses to operating revenues) _____ percent. (Two decimal places required.)						

FILL IN THIS PAGE ONLY IF YOU ARE FILING THIS REPORT WITH A STATE COMMISSION

2003. MISCELLANEOUS PHYSICAL PROPERTIES OPERATED DURING THE YEAR

Give particulars of each class of miscellaneous physical property or plant operated during the year. Group the properties under the heads of the classes of operations to which they are devoted.

In column (a) give the designation used in the respondent's records and the name of the town or city and State in which the property or plant is located, stating whether the respondent's

title is that of ownership or whether the property is held under lease or other incomplete title. All peculiarities of title should be explained in a footnote.

The totals of columns (b), (c), and (d) should agree with the totals of accounts Nos. 502, "Revenue from miscellaneous operations," 534, "Expenses of miscellaneous operations," and 535, "Taxes on miscellaneous operating property" in respondent's Income Account for the Year. If not, differences should be explained in a footnote.

Line No.	Designation and location of property or plant, character of business, and title under which held (a)	Total revenue during the year (Acct. 502) (b)	Total expenses during the year (Acct. 534) (c)	Total taxes applicable to the year (Acct. 535) (d)
		\$ None	\$	\$
1				
2				
3				
4				
5				
6				
7				
8				
9				
10				
11				
12	Total			

2301. SUMMARY STATEMENT OF TRACK MILEAGE WITHIN THE STATE AND OF TITLES THERETO AT CLOSE OF YEAR*

Line No.	Item (a)	Line operated by respondent							
		Class 1: Line owned		Class 2: Line of proprietary companies		Class 3: Line operated under lease		Class 4: Line operated under contract	
		Added during year (b)	Total at end of year (c)	Added during year (d)	Total at end of year (e)	Added during year (f)	Total at end of year (g)	Added during year (h)	Total at end of year (i)
			131.09						
1	Miles of road								
2	Miles of second main track								
3	Miles of all other main tracks								
4	Miles of passing tracks, crossovers, and turnouts		13.22						
5	Miles of way switching tracks		10.19						
6	Miles of yard switching tracks								
7	All tracks		154.50						

Line No.	Item (j)	Line operated by respondent				Line owned but not operated by respondent	
		Class 5: Line operated under trackage rights		Total line operated		Added during year (o)	Total at end of year (p)
		Added during year (k)	Total at end of year (l)	At beginning of year (m)	At close of year (n)		
				131.09	131.09		
1	Miles of road						
2	Miles of second main track						
3	Miles of all other main tracks			13.22	13.22		
4	Miles of passing tracks, crossovers, and turnouts			10.19	10.19		
5	Miles of way switching tracks—Industrial						
6	Miles of way switching tracks—Other						
7	Miles of yard switching tracks—Industrial						
8	Miles of yard switching tracks—Other			154.50	154.50		
9	All tracks						

*Entries in columns headed "Added during the year" should show net increases.

FILL IN THIS PAGE ONLY IF YOU ARE FILING THIS REPORT WITH A STATE COMMISSION

2302. RENTS RECEIVABLE

Income from lease of road and equipment

Line No.	Road leased (a)	Location (b)	Name of lessee (c)	Amount of rent during year (d)
1				\$
2				
3				
4				
5			Total	None

2303. RENTS PAYABLE

Rent for leased roads and equipment

Line No.	Road leased (a)	Location (b)	Name of lessor (c)	Amount of rent during year (d)
1				\$
2				
3				
4				
5			Total	None

2304. CONTRIBUTIONS FROM OTHER COMPANIES

2305. INCOME TRANSFERRED TO OTHER COMPANIES

Line No.	Name of contributor (a)	Amount during year (b)	Name of transferee (c)	Amount during year (d)
1		\$		\$
2				
3				
4				
5				
6		Total	Total	None

FILL IN THIS PAGE ONLY IF YOU ARE FILING THIS REPORT WITH A STATE COMMISSION

2003. MISCELLANEOUS PHYSICAL PROPERTIES OPERATED DURING THE YEAR

Give particulars of each class of miscellaneous physical property or plant operated during the year. Group the properties under the heads of the classes of operations to which they are devoted.

In column (a) give the designation used in the respondent's records and the name of the town or city and State in which the property or plant is located, stating whether the respondent's

title is that of ownership or whether the property is held under lease or other incomplete title. All peculiarities of title should be explained in a footnote.

The totals of columns (b), (c), and (d) should agree with the totals of accounts Nos. 502, "Revenue from miscellaneous operations," 534, "Expenses of miscellaneous operations," and 535, "Taxes on miscellaneous operating property" in respondent's Income Account for the Year. If not, differences should be explained in a footnote.

Line No.	Designation and location of property or plant, character of business, and title under which held (a)	Total revenue during the year (Acct. 502) (b)	Total expenses during the year (Acct. 534) (c)	Total taxes applicable to the year (Acct. 535) (d)
1		\$	\$	\$ None
2				
3				
4				
5				
6				
7				
8				
9				
10				
11				
12	Total			

2301. SUMMARY STATEMENT OF TRACK MILEAGE WITHIN THE STATE AND OF TITLES THERETO AT CLOSE OF YEAR*

Line No.	Item (a)	Line operated by respondent							
		Class 1: Line owned		Class 2: Line of proprietary companies		Class 3: Line operated under lease		Class 4: Line operated under contract	
		Added during year (b)	Total at end of year (c)	Added during year (d)	Total at end of year (e)	Added during year (f)	Total at end of year (g)	Added during year (h)	Total at end of year (i)
1	Miles of road		16.96				1.31		
2	Miles of second main track								
3	Miles of all other main tracks								
4	Miles of passing tracks, crossovers, and turnouts		6.52				.63		
5	Miles of way switching tracks		1.84						
6	Miles of yard switching tracks		6.73						
7	All tracks		32.05				1.94		

Line No.	Item (j)	Line operated by respondent				Line owned but not operated by respondent	
		Class 5: Line operated under trackage rights		Total line operated		Added during year (o)	Total at end of year (p)
		Added during year (k)	Total at end of year (l)	At beginning of year (m)	At close of year (n)		
1	Miles of road			18.27	18.27		
2	Miles of second main track						
3	Miles of all other main tracks						
4	Miles of passing tracks, crossovers, and turnouts			7.15	7.15		
5	Miles of way switching tracks—Industrial						
6	Miles of way switching tracks—Other			1.84	1.84		
7	Miles of yard switching tracks—Industrial						
8	Miles of yard switching tracks—Other			6.73	6.73		
9	All tracks			33.99	33.99		

*Entries in columns headed "Added during the year" should show net increases.

FILL IN THIS PAGE ONLY IF YOU ARE FILING THIS REPORT WITH A STATE COMMISSION

2302. RENTS RECEIVABLE

Income from lease of road and equipment

Line No.	Road leased (a)	Location (b)	Name of lessee (c)	Amount of rent during year (d)
1				\$
2				
3				
4				
5			Total	None

2303. RENTS PAYABLE

Rent for leased roads and equipment

Line No.	Road leased (a)	Location (b)	Name of lessor (c)	Amount of rent during year (d)
1				\$
2				
3				
4				
5			Total	None

2304. CONTRIBUTIONS FROM OTHER COMPANIES

2305. INCOME TRANSFERRED TO OTHER COMPANIES

Line No.	Name of contributor (a)	Amount during year (b)	Name of transferee (c)	Amount during year (d)
1		\$		\$
2				
3				
4				
5				
6		Total	Total	None

INDEX

	Page No.		Page No.
Affiliated companies—Amounts payable to	61	Mileage operated	66
Investments in	24-27	Miscellaneous—Income	12
Comparative Statement of Financial Position	8-9	Charges	12
Capital stock	16	Physical property	8
Changes during the year	68	Rent income	12
Compensation of officers and directors	81	Motor rail cars owned or leased	71
Competitive Bidding—Clayton Anti-Trust Act	80	Net income	12
Consumption of fuel by motive-power units	79	Oath	84
Debt—Funded, unmatured	60	Obligations—Equipment	61
Depreciation base and rates—Road and equipment owned and used and leased from others	42	Officers—Compensation of	81
Depreciation base and rates—Improvement to road and equipment leased from others	45	General of corporation, receiver or trustee	4
Leased to others	47	Operating expenses—Railway	62
Road and equipment leased from others	45	Revenues—Railway	12
To others	48	Ordinary income	13
Owned and used	43	Other assets and other deferred debits	36
Depreciation reserve—Improvements to road and equipment leased from others	46	Other deferred credits	59
Directors	4	Investments	24-27
Compensation of	81	Passenger train cars	71
Dividend appropriations	15	Payment for services rendered by other than employees	82
Elections and voting powers	6	Property used in other than carrier operations	34-35
Employees, Service, and Compensation	83	Proprietary companies	61
Equipment—Classified	70-75	Purposes for which funded debt was issued or assumed	60
Company service	71	Capital stock was authorized	60
Covered by equipment obligations	61	Rail motor cars owned or leased	71
Leased from others—Depreciation base and rates	42	Railway operating expenses	62
Reserve	46	Revenues	12
To others—Depreciation base and rates	47	Tax accruals	65
Reserve	48	Receivers' and trustees' securities	60
Locomotives	70	Rent income, miscellaneous	12
Obligations	61	Rents—Miscellaneous	12
Owned and used—Depreciation base and rates	42	Retained earnings—Appropriated	15
Reserve	43	Unappropriated	14
Inventory of	70-75	Revenue freight carried during year	77
Expenses—Railway operating	62	Revenues—Railway operating	12
Of nonoperating property	34-35	From nonoperating property	12
Extraordinary and prior period items	13	Road and equipment property—Investment in	38-39
Federal Income Taxes—Analysis	64	Leased from others—Depreciation base and rates	42
Floating equipment	74	Reserve	42
Train cars	72	To others—Depreciation base and rates	47
Fuel consumed by motive-power units	79	Reserve	48
Cost	79	Owned—Depreciation base and rates	42
Funded debt unmatured	60	Reserve	43
Gage of track	66	Used—Depreciation base and rates	42
General officers	4	Reserve	43
Identity of respondent	4	Operated at close of year	49
Income account for the year	12-13	Owned but not operated	49
Charges, miscellaneous	12	Securities (See Investment)	
From nonoperating property	12	Short-term borrowing arrangements-compensating balances	22
Miscellaneous	12	Special funds and other investment	30-31
Rent	12	Statistics of rail-line operations	67
Inventory of equipment	70-75	Switching and terminal traffic and car	78
Investments in affiliated companies	24-27	Stock outstanding	16
Miscellaneous physical property	8	Reports	6
Road and equipment property	38-39	Security holders	6
Securities owned or controlled through nonreporting subsidiaries	32-33	Voting power	6
Other	24-27	Stockholders	6
Items in selected current asset accounts	21	Statement of Changes in Financial Position	17, 18, 19
Investments in common stock of affiliated companies	28	Ties applied in replacement	66
Leased property—accrued liability	44	Tracks operated at close of year	66
Loans and notes payable	58	Transfers from Government authorities	15
Locomotive equipment	70	Unmatured funded debt	60
Liability—Items in selected accounts	58	Unit cost of equipment installed during the year	76
Leases	52-57	Verification	84
		Voting powers and elections	6
		Weight of rail	66
		Working capital	20