

112800

R

ANNUAL REPORT 1977 CLASS 1 1 of 1

THE CHESAPEAKE AND OHIO RAILWAY COMPANY

112800

8

**R-6**

APPROVED BY GAO  
B-180230 (R0457)  
Expires 7-31-80


# annual report

of railroad branch lines



Full Name and Address of Reporting Carrier:

The Chesapeake and Ohio Railway Company  
2 North Charles Street  
Baltimore, Maryland 21201



to the  
**Interstate Commerce Commission**  
for the year ended December 31, 1977

## GENERAL INSTRUCTIONS

1. Under order of the Commission, railroads are required to file on or before June 30 of each year a report listing account by account totals of aggregate revenue, cost and service unit data for all branch lines for which it must maintain a system of accounts. Only such data as is required by Parts 1121 or 1125 must be reported.

2. The data shall be accumulated for the prior calendar year or portion thereof and reported in the format set forth in account 940. On-branch cost shall be separated into labor, materials, and other.

3. Separate reports for each branch line are not required; however, the railroad must list and describe each branch line using the format set forth in 49 CFR 1121.21. (Copies of this format are enclosed for carrier's use.)

4. Reports should be filled out in triplicate and the original and one copy should be returned to the Interstate Commerce Commission, Bureau of Accounts, Washington, D. C. 20423. The other copy should be retained in respondents' files. Figures should be reported in whole dollars.

Copies of the report shall be filed with and made available for public inspection at the Commission's field offices in the state or states in which the branch line is situated. Addresses of field offices enclosed.

5. Records, accounts, working papers, and other documents reflecting the revenue, cost and service unit data for each branch line for which the railroad must maintain data shall be made available for inspection and examination by the Commission and for lines situated within its state, by the designated state agency at a time and place mutually agreeable to the parties. The railroad shall also reproduce such records for the designated state agency, provided the agency pays the reasonable cost thereof.



List and describe each branch line separately using the following format as set forth in 49 CFR 1121.21. (See No. 3 General Instructions.)

(a) Carrier's designation for line (Ex. Zanesville Secondary Track);

See attached line descriptions

(b) State or states in which line is located;

(c) County or counties in which line is located;

(d) Milepost delineating each line or portion of line; and

(e) Agency or terminal station located on line or portion of line with milepost designations.



ANNUAL BRANCH LINE REPORT TO THE  
INTERSTATE COMMERCE COMMISSION

DATE DUE: June 30, 1978

| NAME OF REPORTING CARRIER               |   | PERIOD COVERED: (If this report is for less than entire calendar year, report date of period covered.) |
|---|---|--|
| The Chesapeake and Ohio Railway Company |   | FROM: (MONTH) <u>January</u><br>TO: (MONTH) <u>December</u>  |
| <b>A. ATTRIBUTABLE REVENUES</b>         |   |  |
| Line No.                                | Account                                   | Amount   |
| 1                                       | 101 Freight                               | \$ 13,187,225  |
| 2                                       | 106 Mail                                  |  |
| 3                                       | 107 Express                               |  |
| 4                                       | 110 Switching                             | 191,908  |
| 5                                       | 113 Water transfers                       | 27,526   |
| 6                                       | 133 Station, train and boat privileges    |  |
| 7                                       | 135 Storage, freight                      | 410  |
| 8                                       | 137 Demurrage                             | 62,276   |
| 9                                       | 138 Communication                         |  |
| 10                                      | 139 Grain elevators                       |  |
| 11                                      | 141 Power                                 |  |
| 12                                      | 142 Rents of buildings and other property |  |
| 13                                      | 143 Miscellaneous                         | 12,072   |
| 14                                      | 151 Joint facility-Cr.                    |  |
| 15                                      | 152 Joint facility-Dr.                    |  |
| 16                                      | Subsidy payments                          |  |
| 16a                                     | 102 Passenger                             | 2,249,021  |
| 17                                      | Total attributable revenues               | \$ 15,731,345  |

Denotes variance in the content or organization of pt. 1201-subpt. A.

\*Apportioned as prescribed by pts. 1121 or 1125 of subch. B.

197 2

| NAME OF REPORTING CARRIER     |  | The Chesapeake and Ohio Railway Company |           |          |
|-------------------------------|--|---|-----------|----------|
| B. AVOIDABLE COSTS            |  |   |           |          |
| (1) ON-BRANCH AVOIDABLE COSTS |  |   |           |          |
| Line No.                      | Account  | Labor                                   | Materials | Other    |
|                               |  | \$                                      | \$        | \$       |
|                               | Maintenance of way and structures:               |   |           |          |
| 1 201                         | Superintendence                                  |   |           |          |
| 2 202                         | Roadway maintenance                              | 90,465                                  | 36,380    |          |
| 3 206                         | Tunnels and subways                              |   |           |          |
| 4 208                         | Bridges, trestles, and culverts                  | 62,746                                  | 12,206    |          |
| 5 210                         | Elevated structures                              |   |           |          |
| 6 212                         | Ties   |   | 16,713    |          |
| 7 214                         | Rails  |   | 11,217    |          |
| 8 216                         | Other track materials                            |   | 12,983    |          |
| 9 218                         | Ballast  | 1,167                                   | 3,505     |          |
| 10 220                        | Track laying and surfacing                       | 149,571                                 |           |          |
| 11 221                        | Fences, snowsheds, and signs                     | 978                                     | 208       |          |
| 12 227                        | Station and office buildings                     | 11,888                                  | 1,328     |          |
| 13 229                        | Roadway buildings                                | 95                                      | 9         |          |
| 14 231                        | Water stations                                   |   |           |          |
| 15 233                        | Fuel stations                                    |   |           |          |
| 16 235                        | Shops and enginehouses                           | 1,348                                   |           |          |
| 17 237                        | Grain elevators                                  |   |           |          |
| 18 239                        | Storage warehouses                               |   |           |          |
| 19 241                        | Wharves and docks                                | 19,733                                  | 132,063   |          |
| 20 243                        | Coal and ore wharves                             |   |           |          |
| 21 244                        | TOFC/COFC terminals                              |   |           |          |
| 22 247                        | Communication systems                            | 7,248                                   | 3,104     |          |
| 23 249                        | Signals and interlocks                           | 62,874                                  | 14,023    |          |
| 24 253                        | Power plants                                     |   |           |          |
| 25 257                        | Power-Transmission systems                       |   |           |          |
| 26 265                        | Miscellaneous structures                         |   |           |          |
| 27 266                        | Road property-Depreciation                       |   |           | 41,659   |
| 28 269                        | Roadway machines                                 | 11,373                                  | 8         |          |
| 29 271                        | Small tools and supplies                         |   | 118       |          |
| 30 272                        | Removing snow, ice, and sand                     | 52,059                                  | 1,461     |          |
| 31 273                        | Public improvements-Maintenance                  | 23,971                                  | 8,561     |          |
| 32 274                        | Injuries to persons                              |   |           |          |
| 33 275                        | Insurance  |   |           |          |
| 34 276                        | Stationery and printing                          |   |           |          |
| 35 278                        | Maintenance joint tracks and other facilities-Dr |   |           | 41,431   |
| 36 279                        | Maintenance joint tracks and other facilities-Cr |   |           | (39,611) |
| 37 281                        | Right-of-way expenses                            |   |           |          |
| 38 282                        | Other expenses                                   |   |           |          |
| 39                            | Total, maintenance of way and structures         | 495,516                                 | 253,887   | 43,479   |



1972

NAME OF REPORTING CARRIER The Chesapeake and Ohio Railway Company

**B. AVOIDABLE COSTS**  
**(1) ON-BRANCH AVOIDABLE COSTS**

| Line No. | Account                                      | Labor   | Materials | Other     |
|----------|--|---------|-----------|-----------|
|          |  | \$      | \$        | \$        |
|          | Maintenance of equipment:                    |         |           |           |
| 40 301   | Superintendence                              |         |           |           |
| 41 302   | Shop machinery                               |         |           |           |
| 42 304   | Power-Plant machinery                        |         |           |           |
| 43 305   | Shop and power-Plant machinery; depreciation |         |           |           |
| 44 311   | Locomotives-Repairs                          |         |           |           |
| 45 01    | Locomotives road diesel; repairs             | 131,138 | 44,016    |           |
| 46 02    | Locomotives road other; repairs              | 32,893  | 12,555    |           |
| 47 03    | Locomotives yard diesel; repairs             |         |           |           |
| 48 04    | Locomotives yard other; repairs              |         |           |           |
| 49 318   | Highway revenue equipment; repairs           |         |           |           |
| 50 323   | Floating equipment; repairs                  | 448,867 | 327,597   | (370,776) |
| 51 326   | Working equipment; repairs                   |         |           |           |
| 52 328   | Miscellaneous equipment; repairs             |         |           |           |
| 53 329   | Dismantling retired equipment                |         |           |           |
| 54 330   | Retirements; equipment                       |         |           |           |
| 55 331   | Equipment; depreciation                      |         |           | 299,683   |
| 56 332   | Injuries to persons                          |         |           |           |
| 57 333   | Insurance                                    |         |           |           |
| 58 334   | Stationery and printing                      |         |           |           |
| 59 336   | Joint maintenance of equipment expenses-Dr   |         |           |           |
| 60 337   | Joint maintenance of equipment expenses-Cr   |         |           |           |
| 61 339   | Other expenses                               |         |           |           |
| 62       | Total, maintenance of equipment              | 612,898 | 384,168   | ( 71,093) |
|          | Traffic expenses:                            |         |           |           |
| 63 351   | Superintendence                              | 2,070   |           |           |
| 64 352   | Outside agencies                             |         |           |           |
| 65 353   | Advertising                                  |         | 20,445    | 1,027     |
| 66 354   | Traffic associations                         |         |           |           |
| 67 355   | Fast freight lines                           |         |           |           |
| 68 356   | Industrial and immigration bureaus           |         |           |           |
| 69 357   | Insurance                                    |         |           |           |
| 70 358   | Stationery and printing                      |         |           |           |
| 71 360   | Other expenses                               |         |           |           |
| 72       | Total, traffic expenses                      | 2,070   | 20,445    | 1,027     |

\*Denotes variance in the content or organization of pt. 1201-sub pt. A.

\*Apportioned as prescribed by pts. 1121 or 1125 of sub ch. B.



## NAME OF REPORTING CARRIER The Chesapeake and Ohio Railway Company

| Line No. | Account   | Labor     | Materials | Other     |
|----------|---|-----------|-----------|-----------|
|          | Transportation expense accounts:                | \$        | \$        | \$        |
| 73       | 371 Superintendence                             |           |           |           |
| 74       | 372 Dispatching trains                          |           |           |           |
| 75       | 373 Station employees                           | 371, 332  |           |           |
| 76       | 374 Weighing, inspection, and demurrage bureaus |           |           |           |
| 77       | 375 Coal and ore wharves                        |           | 1,551     |           |
| 78       | 376 Station supplies and expenses               | 117,817   |           |           |
| 79       | 377 Yard masters and yard clerks                | 247,339   |           |           |
| 80       | 378 Yard conductors and brakemen                |           |           |           |
| 81       | 379 Yard switch and signal tenders              | 111,123   |           |           |
| 82       | 380 Yard enginemen                              |           | 49,197    |           |
| 83       | 382 Yard switching fuel                         |           |           |           |
| 84       | 383 Yard switching power produced               |           |           |           |
| 85       | 384 Yard switching power purchased              | 17,353    | 6,748     |           |
| 86       | 388 Servicing yard locomotives                  |           |           |           |
| 87       | 389 Yard supplies and expenses                  |           |           | 14,779    |
| 88       | 390 Operating joint yards and terminals-Dr      |           |           | (109,589) |
| 89       | 391 Operating joint yards and terminals-Cr      | 120,175   |           |           |
| 90       | 392 Train enginemen                             |           | 198,751   |           |
| 91       | 394 Train fuel                                  |           |           |           |
| 92       | 395 Train power produced                        |           |           |           |
| 93       | 396 Train power purchased                       |           |           | 26,686    |
| 94       | 400 Servicing train locomotives                 | 289,235   |           |           |
| 95       | 401 Trainmen                                    |           | 118,173   |           |
| 96       | 402 Train supplies and expenses                 |           |           |           |
| 97       | 404 Signal and interlocker operation            |           |           |           |
| 98       | 405 Crossing protection                         |           |           |           |
| 99       | 406 Drawbridge operation                        |           |           |           |
| 100      | 407 Communication system operation              | 3,320,462 | 2,982,654 | 48,747    |
| 101      | 408 Operating floating equipment                |           |           |           |
| 102      | 410 Stationery and printing                     |           |           | 101,303   |
| 103      | 411 Other expenses                              |           |           |           |
| 104      | 412 Operating joint tracks and facilities-Dr    |           |           |           |
| 105      | 413 Operating joint tracks and facilities-Cr    |           |           | 179,510   |
| 106      | 414 Insurance                                   | 974       | 415       |           |
| 107      | 415 Clearing wrecks                             |           |           | 7,271     |
| 108      | 416 Damage to property                          |           |           |           |
| 109      | 417 Damage to livestock on right-of-way         |           |           |           |
| 110      | 418 Loss and damage; freight                    |           |           | 127,125   |
| 111      | 420 Injuries to persons                         |           |           |           |
| 112      | 421 TOFC/COFC terminals                         |           |           |           |
| 113      | 422 Other highway transportation expenses       |           |           |           |
| 114      | Total, transportation expenses                  | 4,595,810 | 3,357,489 | 395,832   |
|          | Miscellaneous operations expenses:              |           |           |           |
| 115      | 443 Grain elevators                             |           |           |           |
| 116      | 445 Producing power sold                        |           |           |           |
| 117      | 446 Other miscellaneous operation               |           |           |           |
| 118      | 447 Operating joint miscellaneous facilities-Dr |           |           |           |
| 119      | 448 Operating joint miscellaneous facilities-Cr |           |           |           |
| 119a     | 441 Dining and buffet service                   | 35,157    | 92,921    |           |
| 120      | Total miscellaneous operations expenses         | 35,157    | 92,921    |           |

Denotes variance in the content or organization of pt. 1201-sub pt. A.

Apportioned as prescribed by pts. 1121 or 1125 of sub ch. B.

NAME OF REPORTING CARRIER **The Chesapeake and Ohio Railway Company**

| Line No. | Account  | Labor | Materials | Other |
|----------|--|-------|-----------|-------|
|          | General Operating expenses:                    |       |           |       |
| 121 451  | Salaries and expenses of general officers      |       |           |       |
| 122 452  | Salaries and expenses of clerks and attendants |       |           |       |
| 123 453  | General office supplies and expenses           |       |           |       |
| 124 454  | Law expenses                                   |       |           |       |
| 125 455  | Insurance                                      |       |           |       |
| 126 457  | Pensions                                       |       |           |       |
| 127 458  | Stationery and printing                        |       |           |       |
| 128 460  | Other expenses                                 |       |           |       |
| 129 461  | General joint facilities-Dr                    |       |           |       |
| 130 462  | General joint facilities-Cr                    |       |           |       |
| 131      | Total, general operating expenses              |       |           |       |

<sup>1</sup>Denotes variance in the content or organization of pt. 1201-subpt. A.

<sup>2</sup>Apportioned as prescribed in pts. 1121 or 1125 of subch. B.

**B. AVOIDABLE COSTS**  
(2) INCOME ACCOUNTS (ORDINARY ITEMS)

| Line No. | Account   | Cost or (income) |
|----------|---|------------------|
|          | Income accounts (ordinary items):   | \$               |
| 1 503    | Hire of freight cars and highway revenue freight equipment-Credit balance |                  |
| 2 504    | Rent from locomotives   |                  |
| 3 506    | Rent from floating equipment  |                  |
| 4 507    | Rent from work equipment  |                  |
| 5 508    | Joint facility rent income  |                  |
| 6 509    | Income from lease of road and equipment                                   |                  |
| 7 532    | Railway tax accruals  | 35,573           |
| 8 536    | Hire of freight cars and highway revenue freight equipment-Debit balance  |                  |
| 9 537    | Rent for locomotives  |                  |
| 10 539   | Rent for floating equipment   |                  |
| 11 540   | Rent for work equipment   |                  |
| 12 541   | Joint facility rents  | 715              |
| 13 542   | Rent for leased roads and equipment                                       | 17,635           |
| 14       | Total, income accounts  | 53,923           |

<sup>1</sup>Denotes variance in the content or organization of pt. 1201-Subpt. A.

**B. AVOIDABLE COSTS**  
(3) COMPUTED ON-BRANCH AND OFF-BRANCH COSTS

| Line No. | Account                          | Amount        |
|----------|----------------------------------|---------------|
| 1 651    | Locomotives return on investment | 18,957        |
| 2 652    | Freight train car costs          | 252,920       |
| 3 653    | Fringe benefits                  | 1,269,524     |
| 4 654    | Rehabilitation                   | Not Available |
| 5        | Total, on-branch avoidable costs | 1,541,401     |

\*Total per day and per mile costs.



1972

NAME OF REPORTING CARRIER The Chesapeake and Ohio Railway Company

**B. AVOIDABLE COSTS**  
(4) OFF-BRANCH AVOIDABLE COSTS

| Line No. | Account                            | Amount    |
|----------|------------------------------------|-----------|
| 1 661    | Terminal costs                     | 988,201   |
| 2 662    | Freight train car costs            | 5,101,469 |
| 3 663    | Freight train gross ton-mile costs | 1,595,294 |
| 4 664    | Deadheading, taxi and hotel costs  |           |
| 5 01     | Deadheading                        |           |
| 6 02     | Taxi                               |           |
| 7 03     | Hotel                              |           |
| 8 665    | Overhead movement costs            |           |
| 9 01     | Crew                               |           |
| 10 02    | Locomotive                         |           |
| 11 05    | Freight train car mileage portion  |           |
| 12       | Total, off-branch costs            | 7,684,964 |

**B. AVOIDABLE COSTS**  
(5) ALL OTHER AVOIDABLE COSTS

| Line No. | Account  | Amount        |
|----------|--|---------------|
| 1 671    | Working capital  | 59,747        |
| 2 672    | Required capital expenditures  |               |
| 3 673    | Deferred maintenance   |               |
| 4 674    | Current cost of freight train cars, locomotives, and other equipment |               |
| 5 675    | Foregone tax benefits  |               |
| 6 676    | Administrative costs   | 157,313       |
| 7 677    | Deferred subsidy payment costs                                       |               |
| 8 678    | Casualty expenses  |               |
| 9        | Total, all other avoidable costs                                     | 217,060       |
| 10 681   | Reasonable return on the value of properties <sup>1/</sup>           | 1,403,339     |
| 11 682   | Management fee   |               |
| 12       | Total of avoidable costs, reasonable return and management fee       | \$ 21,120,293 |

<sup>1</sup>Accounts 671-675 apply to Part 1121 only. Accounts 677 and 682 apply to Part 1125 only.

<sup>2</sup>Include amounts for other equipment only. Accounts 651 and 652 include the current cost of locomotives and freight train cars.

<sup>1/</sup> Computed on net salvage value of material only; does not include property value.



| NAME OF REPORTING CARRIER   |  | The Chesapeake and Ohio Railway Company |                  |                   |
|-----------------------------|--|---|------------------|-------------------|
| C. SERVICE UNITS            |  |   |                  |                   |
| (1) ON-BRANCH SERVICE UNITS |  |   |                  |                   |
| Line No.                    | Account                                    |   | Direct on branch | Overhead movement |
|                             | Freight car accounts:                      |   |                  |                   |
| 1 821                       | Freight train car-miles (loaded and empty) |   | 307,476          |                   |
| 823                         | Freight train car-days (loaded and empty)  |   | 71,639           |                   |
|                             | Locomotive-mile accounts:                  |   |                  |                   |
| 3 813                       | Road locomotive unit miles                 |   | 157,442          |                   |
| 4 841                       | Road diesel locomotive gross ton-miles     |   | 19,680,250       |                   |
| 5 842                       | Road electric locomotive gross ton-miles   |   |                  |                   |
|                             | Locomotive unit hour accounts:             |   |                  |                   |
| 6 832                       | Road locomotive unit hours                 |   | 11,200           |                   |
| 7 833                       | Road diesel locomotive unit hours          |   | 11,200           |                   |
| 8 834                       | Road electric locomotive unit hours        |   |                  |                   |
| 9 835                       | Yard locomotive unit hours                 |   | 9,934            |                   |
| 10 836                      | Yard diesel locomotive unit hours          |   | 9,934            |                   |
| 11 837                      | Yard electric locomotive unit hours        |   |                  |                   |
|                             | Rented or leased equipment:                |   |                  |                   |
| 12 851                      | Freight train car-days                     |   |                  |                   |
| 13 852                      | Floating equipment car-days                |   |                  |                   |
| 14 855                      | Locomotive days                            |   |                  |                   |
|                             | Train hours:                               |   |                  |                   |
| 15 861                      | Train hours                                |   | 9,900            |                   |

197 7

| NAME OF REPORTING CARRIER    |  | The Chesapeake and Ohio Railway Company |                   |                |
|------------------------------|--|---|-------------------|----------------|
| C. SERVICE UNITS             |  |   |                   |                |
| (2) OFF-BRANCH SERVICE UNITS |  |   |                   |                |
| Line No.                     | Account                                    | Total off-branch                        | Overhead movement | Net off-branch |
|                              | Car-Mile accounts:                         |   |                   |                |
| 1 822                        | Freight train loaded car-miles by car type |   |                   |                |
| 2 01                         | Box - General service unequipped           | 3,220,266                               |                   |                |
| 3 02                         | Box - General service equipped             | 2,088,822                               |                   |                |
| 4 03                         | Box special service                        | 837,663                                 |                   |                |
| 5 04                         | Gondola - General service                  | 382,400                                 |                   |                |
| 6 05                         | Gondola - Special service                  | 68,500                                  |                   |                |
| 7 06                         | Hopper open - General service              | 222,074                                 |                   |                |
| 8 07                         | Hopper open - Special service              |   |                   |                |
| 9 08                         | Hopper covered                             | 1,037,316                               |                   |                |
| 10 09                        | Stock                                      |   |                   |                |
| 11 10                        | Flat - General service                     | 266,625                                 |                   |                |
| 12 11                        | Flat - Special service                     | 134,411                                 |                   |                |
| 13 12                        | Flat - TOFC                                | 93,696                                  |                   |                |
| 14 13                        | Auto rack                                  | 709                                     |                   |                |
| 15 14                        | Refrigerator - Meat mechanical             | 237,096                                 |                   |                |
| 16 15                        | Refrigerator - Other mechanical            |   |                   |                |
| 17 16                        | Refrigerator - Meat nonmechanical          | 9,366                                   |                   |                |
| 18 17                        | Refrigerator - Other nonmechanical         |   |                   |                |
| 19 18                        | Tank 999 gallons and under                 |   |                   |                |
| 20 19                        | Tank 10,000 - 18,999 gal                   | 152,696                                 |                   |                |
| 21 20                        | Tank 19,000 - 21,999 gal                   |   |                   |                |
| 22 21                        | Tank 22,000 - 27,999 gal                   |   |                   |                |
| 23 22                        | Tank 28,000 - 31,999 gal                   | 59,445                                  |                   |                |
| 24 23                        | Tank 32,000 gal and over                   |   |                   |                |
| 25 24                        | All other                                  | 109,542                                 |                   |                |
|                              | Ton-mile accounts:                         |   |                   |                |
| 26 831                       | Revenue ton-miles                          | 350,220,753                             |                   |                |
| 27                           | Total                                      |   |                   |                |



Name, title, telephone number and address of the person to be contacted concerning this report:

NAME Albert B. Aftoora TITLE Director, Regulatory Economics  
 TELEPHONE NUMBER 301 237-2898  
 (Area code) (Telephone number)  
 OFFICE ADDRESS 2015 One Charles Center Baltimore, Maryland 21201  
 (Street and number) (City, State, and ZIP Code)

#### CERTIFICATION

I, the undersigned, Albert B. Aftoora,  
Director, Regulatory Economics of the Chesapeake and Ohio Railway Company,  
 (Title of officer in charge of accounts) (Full name of reporting company)

state that this report was prepared by me or under my supervision; that I have carefully examined it; and on the basis of my knowledge, belief, and verification (where necessary) I declare it to be a full, true and correct statement and that the various items here reported were determined in accordance with effective rules promulgated by the Interstate Commerce Commission.

Date June 30, 1978

Signature A. B. Aftoora

#### REMARKS

The R-6 report attached was prepared using actual information where available. The revenues reported were drawn from the C&O Railway revenue accounting system directly. However, the C&O branch line accounting system was not totally functional during 1977, thus we have estimated certain expenses for some of the lines in the various categories. The detail supporting all cost and revenue data are available for review in our Baltimore offices to all qualified parties.

The above schedules include revenue and costs for lines reflected in Categories 1, 2 and 4 of the System Diagram Map as of June 30, 1978 and lines in Category 3 which are still pending before the Commission as of June 30, 1978.



Map  
Code

15

- (a) Hart Branch
- (b) Located in State of Michigan.
- (c) Located in Muskegon and Oceana Counties.
- (d) Milepost 72.25 near Montague to Milepost 95.23 near Hart.
- (e) Open Agency Station at Hart (Milepost 95) served by Traveling Agent from Muskegon.

Map  
Code

16

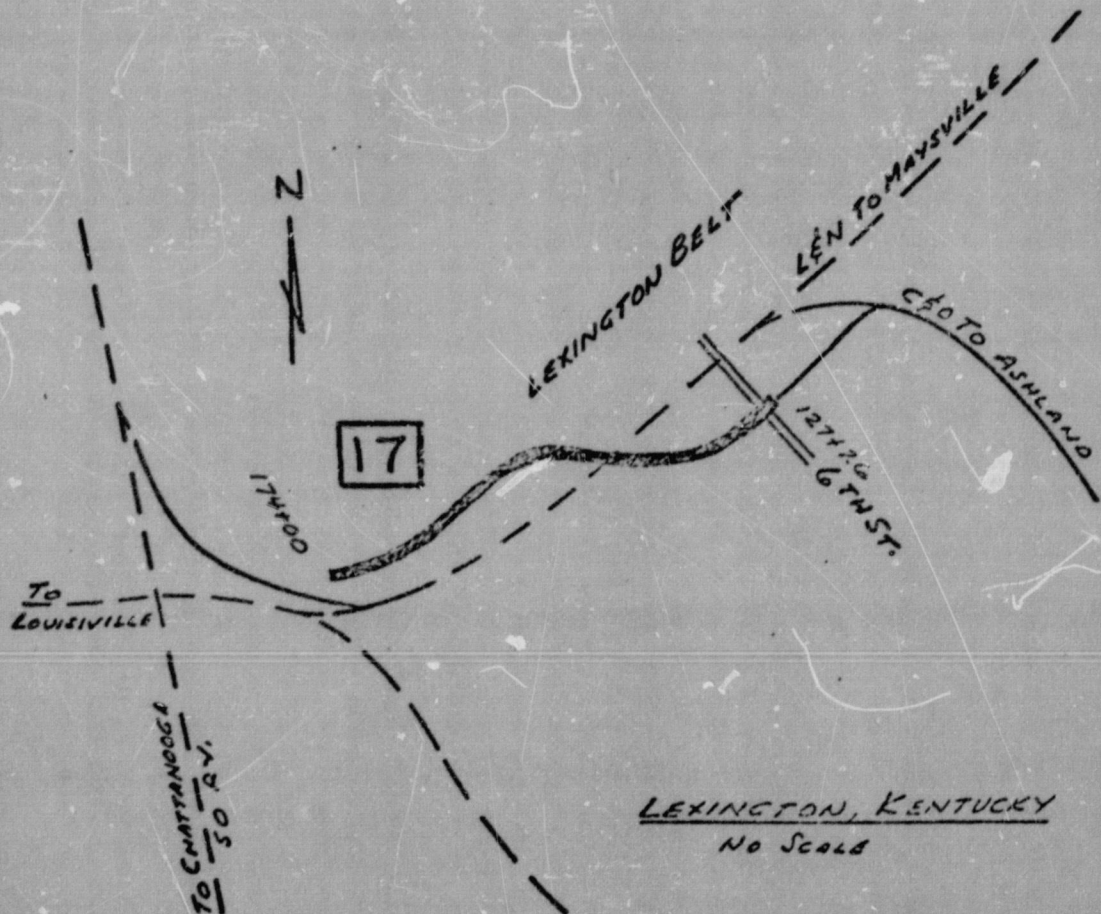
- .(a) Ionia Branch
- (b) Located in State of Michigan.
- (c) Located in Ionia County.
- (d) Milepost 11.57 near Portland to  
Milepost 26.30 at Ionia.
- (e) Open Agency Station at Ionia (Milepost  
26.1) served by Traveling Agent from  
Lowell, Michigan.
- (f) Comment: Proposal calls for GTW to  
acquire and operate the portion of the  
line between Milepost 25.38 and Milepost  
26.30 in Ionia.



Map  
Code

17

- (a) Lexington Belt
- (b) Located in Commonwealth of Kentucky.
- (c) Located in Fayette County.
- (d) Station 127+26 to Station 174+00, a distance of 0.89 mile.
- (e) No Agency Stations on the line.





Map  
Code

18

- (a) Fremont Branch
- (b) Located in State of Michigan.
- (c) Located in Muskegon and Newaygo Counties.
- (d) Milepost 0.0 at Berry to Milepost 20.28  
near Fremont.
- (e) Open Agency Station at Fremont (Milepost  
19.6) served by Traveling Agent from  
Muskegon.

Map  
Code

19

- (a) Wabash Subdivision
- (b) Located in State of Indiana.
- (c) Located in Starke, Porter, and Lake Counties.
- (d) Milepost 222.01 near LaCrosse to Milepost 260.0 at HY Tower.
- (e) Agent located at Griffith (Milepost 253.8).



Map  
Code

20

- (a) Athens Branch
- (b) Located in State of Ohio.
- (c) Located in Athens County.
- (d) Station 3943+45 at Armitage to  
Station 4014+71 at Athens, a distance  
of 1.35 miles.
- (e) No Agency Stations on the line.
- (f) Comments: Abandonment of line only.  
Applicant abandoned operation over the  
line on November 12, 1973, Docket No.  
AB-18 (Sub. No. 2).

Map  
Code

21

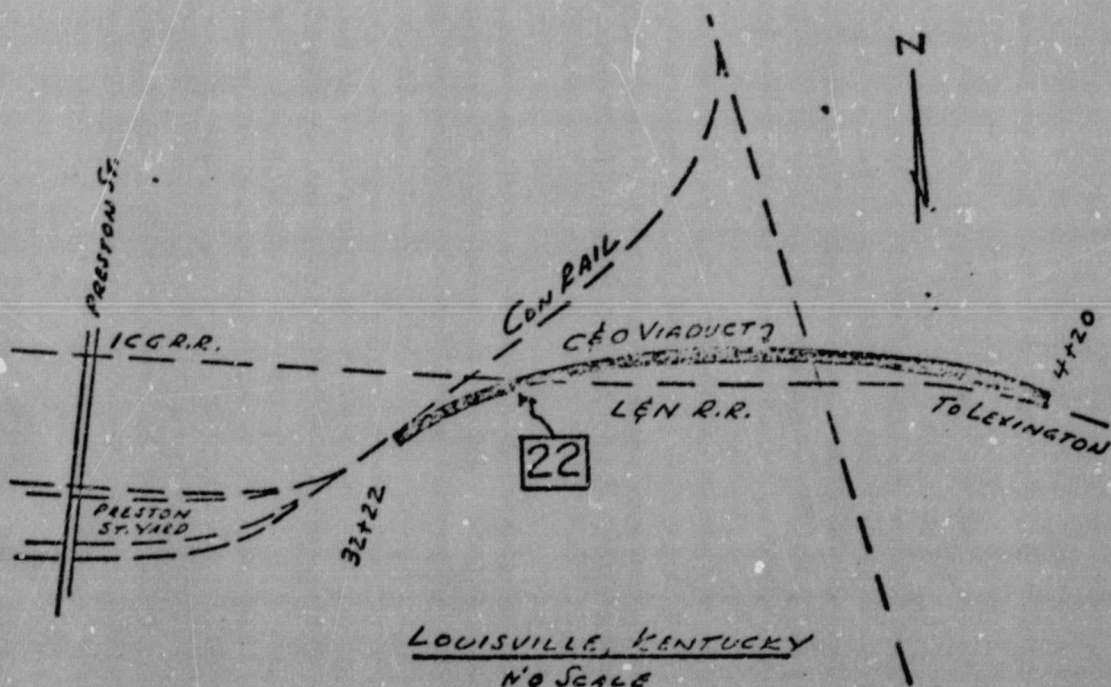
- (a) Cheviot and Miami Subdivisions
- (b) Located in State of Ohio.
- (c) Located in Hamilton and Butler Counties.
- (d) Milepost 1.77 near Cincinnati to  
Milepost 19.09 near Fernald.
- (e) No Agency Stations on the line.



Map  
Code

22

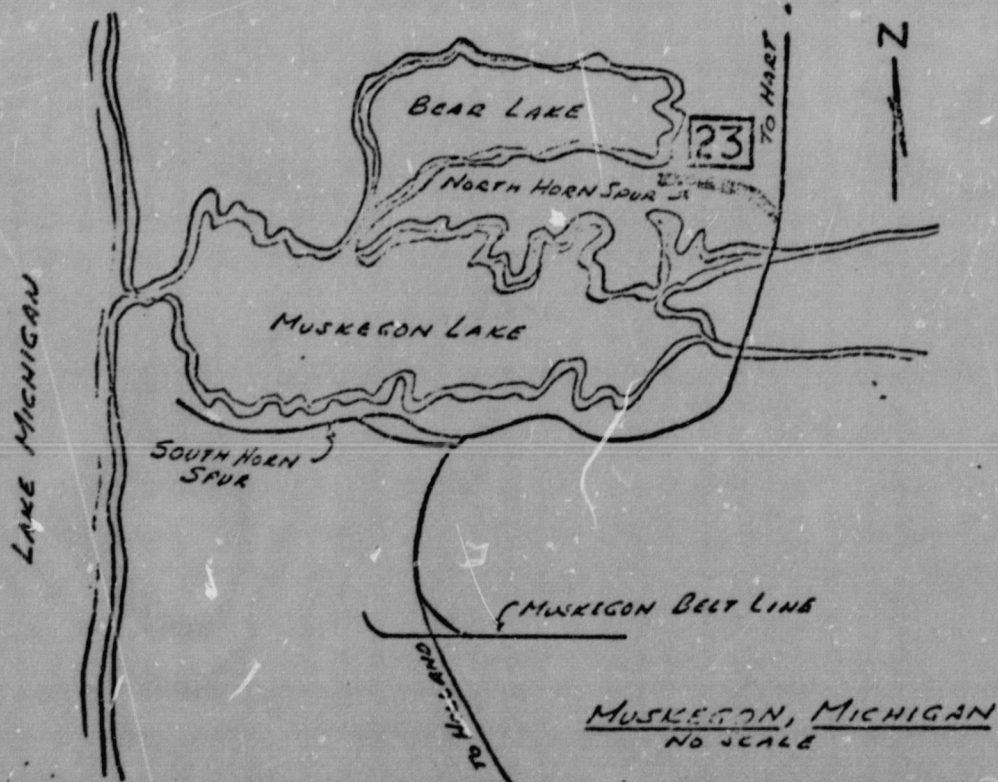
- (a) Preston Street Yard
- (b) Located in Commonwealth of Kentucky.
- (c) Located in Jefferson County.
- (d) Station 4+20 to Station 32+22 in Louisville, a distance of 0.53 mile.
- (e) Agency Station at Louisville would not be included in abandonment.
- (f) Comments: Proposal calls for C&O to abandon operations at Con Rail's Preston Street Yard and operate into K&IT's Youngtown Yard. C&O's viaduct track leading into yard would be abandoned.



Map  
Code

23

- (a) North Horn Spur
- (b) Located in State of Michigan.
- (c) Located in Muskegon County.
- (d) Station 0+00 to Station 55+71 at Muskegon,  
a distance of 1.06 miles.
- (e) No Agency Stations on the line.

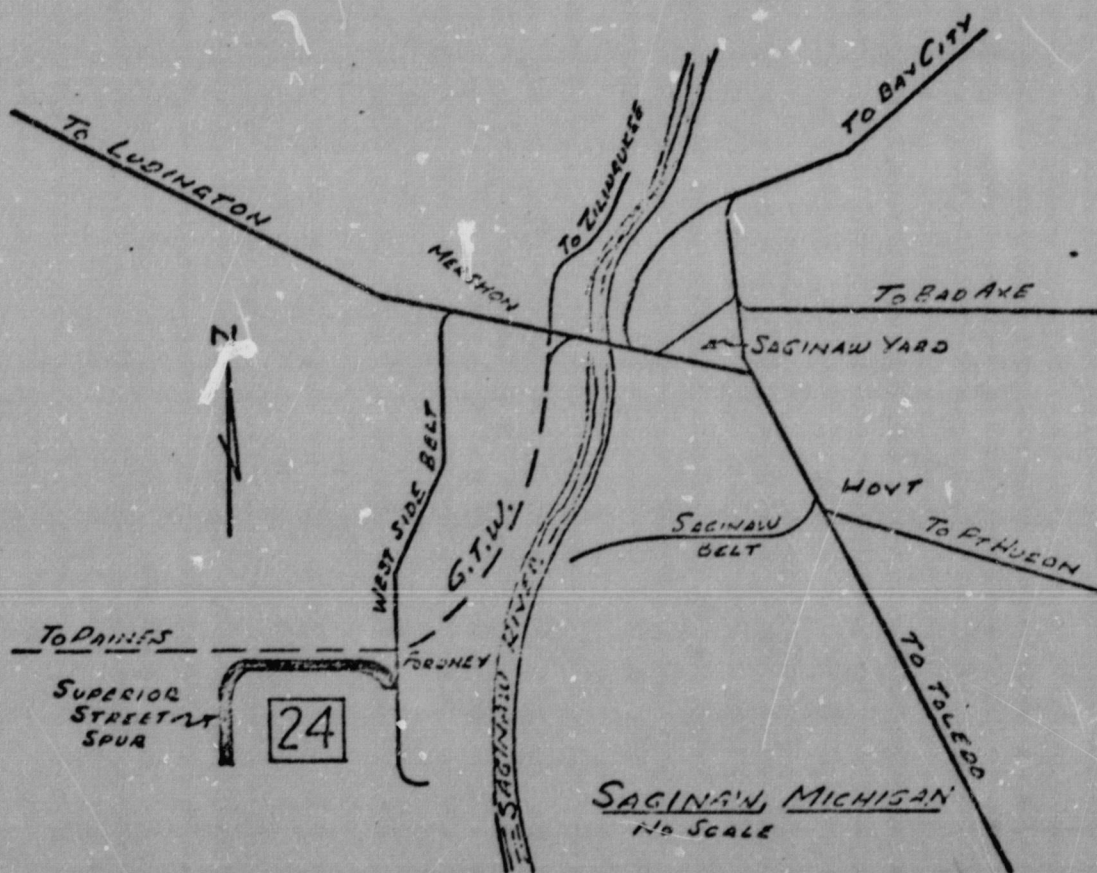




Map  
Code

24

- (a) Superior Street Spur
- (b) Located in State of Michigan.
- (c) Located in Saginaw County.
- (d) Station 15+00 to Station 58+68 at Saginaw,  
a distance of 1.02 miles.
- (e) No Agency Stations on the line.



Map  
Code

27

- (a) Levisa Fork Subdivision
- (b) Located in Commonwealth of Kentucky.
- (c) Located in Pike County.
- (d) Station 56+00 to Station 78+00, a distance of .42 mile.
- (e) No Agency Stations on the line.



Map  
Code

75

- (a) Coon Creek Subdivision
- (b) Located in Commonwealth of Kentucky.
- (c) Located in Pike County.
- (d) Milepost 0.0 at Johns Creek Junction  
to Milepost 9.0 at Raccoon.
- (e) No Agency Stations on the line.

Map  
Code

DOCKET NO. AB-18 (SUB. NO. 19)

2

- (a) Petoskey Branch
- (b) Located in State of Michigan.
- (c) Located in Grand Traverse, Kalkaska, Antrim, Charlevoix, and Emmet Counties.
- (d) Milepost 172.06 near Traverse City to Milepost 247.98 near Bay View.
- (e) Open Agency Stations at Ellsworth (Milepost 220.0), and Petoskey (Milepost 247.0), served by Traveling Agent from Charlevoix. Agent located at Charlevoix (Milepost 247.0).



Map  
Code

DOCKET NO. AB-18 (SUB. NO. 5)

4

- (a) Elk Rapids Branch
- (b) Located in State of Michigan.
- (c) Located in Grand Traverse and Antrim  
Counties.
- (d) Milepost 0.0 at Williamsburg to Milepost  
8.82 at Elk Rapids.
- (e) No Agency Stations on the line.

Map  
Code

DOCKET NO. AB-18 (SUB. NO. 6)

5

- (a) Mount Pleasant Branch
- (b) Located in State of Michigan.
- (c) Located in Isabella County.
- (d) Milepost 0.78, near Coleman, to Milepost 12.42, near Mount Pleasant.
- (e) No Agency Stations on the line.
- (f) Comments: Applicant plans to serve Mount Pleasant by means of trackage rights over the former Ann Arbor Railroad between Clare and Mount Pleasant - F.D. No. 27412.

Applications were approved by Initial Decision served December 7, 1977 and an Appeal was filed.



DOCKET NO. AB-18 (SUB. NO. 21)

6

- (a) Car Ferry across Lake Michigan between Ludington, Michigan, and Kewaunee, Milwaukee and Manitowoc, Wisconsin.

Ludington Branch

- (b) Located in States of Michigan and Wisconsin.

- (c) Located in Mason County, Michigan.

Located in Milwaukee, Manitowoc, and Kewaunee Counties, Wisconsin.

- (d) Ludington to Kewaunee, approximately 61 miles.  
Ludington to Milwaukee, approximately 97 miles.  
Ludington to Manitowoc, approximately 60 miles.  
Milepost 137.54 to Milepost 137.66 at Ludington.

- (e) Agents located at Milwaukee (Jones Island), Manitowoc, and Kewaunee (Joint with GB&W). Agency Station at Ludington (Milepost 137) not included in abandonment.

Map  
Code

DOCKET NO. AB-18 (SUB. NO. 20)

7

- (a) Traverse City Subdivision  
Petoskey and Northport Branches
- (b) Located in State of Michigan.
- (c) Located in Manistee, Benzie, Grand Traverse,  
and Leelanau Counties.
- (d) Milepost 113.68 near Manistee to Milepost  
172.06 near Traverse City.  
Milepost 0.0 at Traverse City to Milepost  
2.77 near Rennies.
- (e) Agents located at Kaleva (Milepost 131.8),  
and Traverse City (Milepost 169.5).



Map  
Code

9

DOCKET NO. AB-18 (SUB. NO. 10)

- (a) Pomeroy Branch
- (b) Located in State of Ohio.
- (c) Located in Hocking, Vinton, Gallia and Meigs Counties.
- (d) Milepost 51.29 near Oldtown to Milepost 69.43 near Creola.  
Milepost 78.09 near Dundas to Milepost 135.05 near Pomeroy.
- (e) Agent located at Gallipolis (Milepost 114.6).
- (f) Comments: Applicant seeks to abandon operations only over 17.87-mile segment between Milepost 114.13 near Gallipolis and Milepost 132.0 near Pomeroy.

By Order dated November 5, 1975, the ICC granted CSO's petition for authority to amend the application to eliminate therefrom that portion of Branch between Milepost 69.43 near Creola and Milepost 78.09 near Dundas.

Map  
Code

BOCKET NO. AB-18 (SUB. NO. 15)

11

- (a) Armitage Branch
- (b) Located in State of Ohio.
- (c) Located in Hocking and Athens Counties.
- (d) Milepost 52.45 near Oldtown to Milepost  
62.9 near Nelsonville.
- (e) No Agency Stations located on line.



Map  
Code

DOCKET NO. AB-18 (SUB. NO. 17)

12

- (a) Greenbrier Branch
- (b) Located in State of West Virginia.
- (c) Located in Greenbrier and Pocahontas Counties.
- (d) Milepost 3.06 near North Caldwell to  
Milepost 95.10 near Durbin.
- (e) Agent located at Marlinton (Milepost 57).
- (f) Comments: The applicant and Western Maryland  
Railway filed a Section 5(2) application on  
February 4, 1976, F. D. No. 28109, seeking  
authority for WM to lease and operate the  
portion of the branch between Milepost 95.10  
near Durbin and Milepost 97.94 near Bartow.  
  
Applications were approved by Initial Decision  
served January 12, 1978. The approval was  
appealed.