



Jill K. Mulligan
Associate General Counsel

BNSF Railway Company
P.O. Box 961039
Fort Worth, TX 76161-0039
2500 Lou Menk Drive
Fort Worth, TX 76131-2828
817-352-2353 Direct
817-352-2399 Fax
Jill.mulligan@bnsf.com

236664

ENTERED
Office of Proceedings
September 12, 2014
Part of
Public Record

September 12, 2014

Ms. Cynthia Brown
Chief, Section of Administration
Office of Proceedings
Surface Transportation Board
395 E Street, SW
Washington, DC 20423-0001

Re: STB Ex Parte No. 724 (Sub-No. 2), United States Rail Service Issues—Grain

Dear Ms. Brown:

Enclosed for electronic filing in the above captioned proceeding is the Weekly Report of BNSF in response to the Board's Order of June 20, 2014. Thank you for your attention to this matter.

Sincerely,

A handwritten signature in purple ink, appearing to read "J.K. Mulligan".

Jill K. Mulligan

**BEFORE THE
SURFACE TRANSPORTATION BOARD**

STB EX PARTE NO. 724 (Sub-No. 2)

UNITED STATES RAIL SERVICE ISSUES--GRAIN

**WEEKLY REPORT OF
BNSF RAILWAY COMPANY**


BNSF Railway Company ("BNSF") provides the following twelfth weekly status report in response to the Board's Order of June 20, 2014 in the above referenced sub-docket. The Board's Order requested weekly status reports containing the following metrics by state: (a) running total of outstanding grain car orders at the end of the week; (b) total number of new orders for the week; (c) total number of orders filled for the week; (d) number of orders cancelled by shippers for the week; (e) number of orders cancelled by BNSF for the week; and (f) average number of days late for all outstanding grain car orders. The Board's Order also asked for the number of cars allocated to grain car service each week, including private cars in service. In a subsequent decision issued on August 18, 2014, the Board asked for plan versus performance information for grain shuttle trips, by region, for the most recent four weeks.

Included herein is the weekly update on the performance measures contained in: (i) Attachment A reflecting our efforts to resolve the backlog of grain orders from the prior harvest; (ii) Attachment B reflecting BNSF's progress as measured against the past due glide path previously provided, (iii) Attachment C showing the distribution of past due shipments based on the number of days delayed beyond the want date; and (iv) Attachment D containing the shuttle trips-per-month (TPM) figures for the overall system and for the five destination regions

reported to our customers. All data in Attachments A, B and C has been updated through the morning of September 11, 2014, and Attachment D covers the most recent four weeks of information reported in our weekly customer TPM communications.

We will continue to provide weekly updates of Attachments A, B, C and D pursuant to the schedule in the Board's June 20, 2014 order and to communicate frequently with our customers to ensure that they understand our service situation and that we hear specific feedback.

Respectfully submitted,



Richard E. Weicher
Jill K. Mulligan
BNSF RAILWAY COMPANY
2500 Lou Menk Drive
Fort Worth, Texas 76131

September 12, 2014

2014 Grain Orders Update

Exhibit A

Past Due orders are as of 09/11 - All other measures are for preceding week, 09/04-09/10

	Past Dues			New Past Dues		New Orders		Orders Filled		Cancelled Orders	
	Cars	Stations	Avg. Days	Cars	Stations	Cars	Stations	Cars	Stations	Shipper	BNSF
AR	0	0	00.0	0	0	0	0	5	1	0	0
CA	8	1	4.5	8	1	0	0	1	1	0	0
CO	27	1	11.0	0	0	15	1	18	3	0	0
IA	1	1	21.0	0	0	20	1	6	1	0	0
ID	0	0	00.0	1	1	0	0	0	0	0	0
IL	0	0	00.0	0	0	0	0	110	1	0	0
KS	19	2	13.7	0	0	30	3	51	2	0	0
LA	0	0	00.0	0	0	0	0	0	0	0	0
MN	60	5	20.3	28	4	73	6	102	7	0	0
MO	0	0	00.0	1	1	0	0	1	1	0	0
MT	449	14	11.3	222	13	270	18	402	18	0	0
ND	1,000	38	7.9	576	26	739	44	1,039	37	0	0
NE	37	4	9.4	16	2	32	6	87	8	0	0
NM	0	0	00.0	0	0	0	0	0	0	0	0
OK	0	0	00.0	0	0	0	0	4	1	0	0
OR	0	0	00.0	0	0	0	0	0	0	0	0
SD	159	2	8.0	126	3	30	3	218	5	0	0
TN	0	0	00.0	0	0	0	0	0	0	0	0
TX	7	1	2.0	7	1	8	1	1	1	0	0
WA	78	3	5.0	52	2	93	4	57	7	0	0
WI	6	1	3.0	6	1	2	1	0	0	0	0
WY	47	2	3.6	98	2	1	1	94	3	0	0
BNSF Total	1,898	75	9.0	1,141	57	1,313	89	2,196	97	0	0

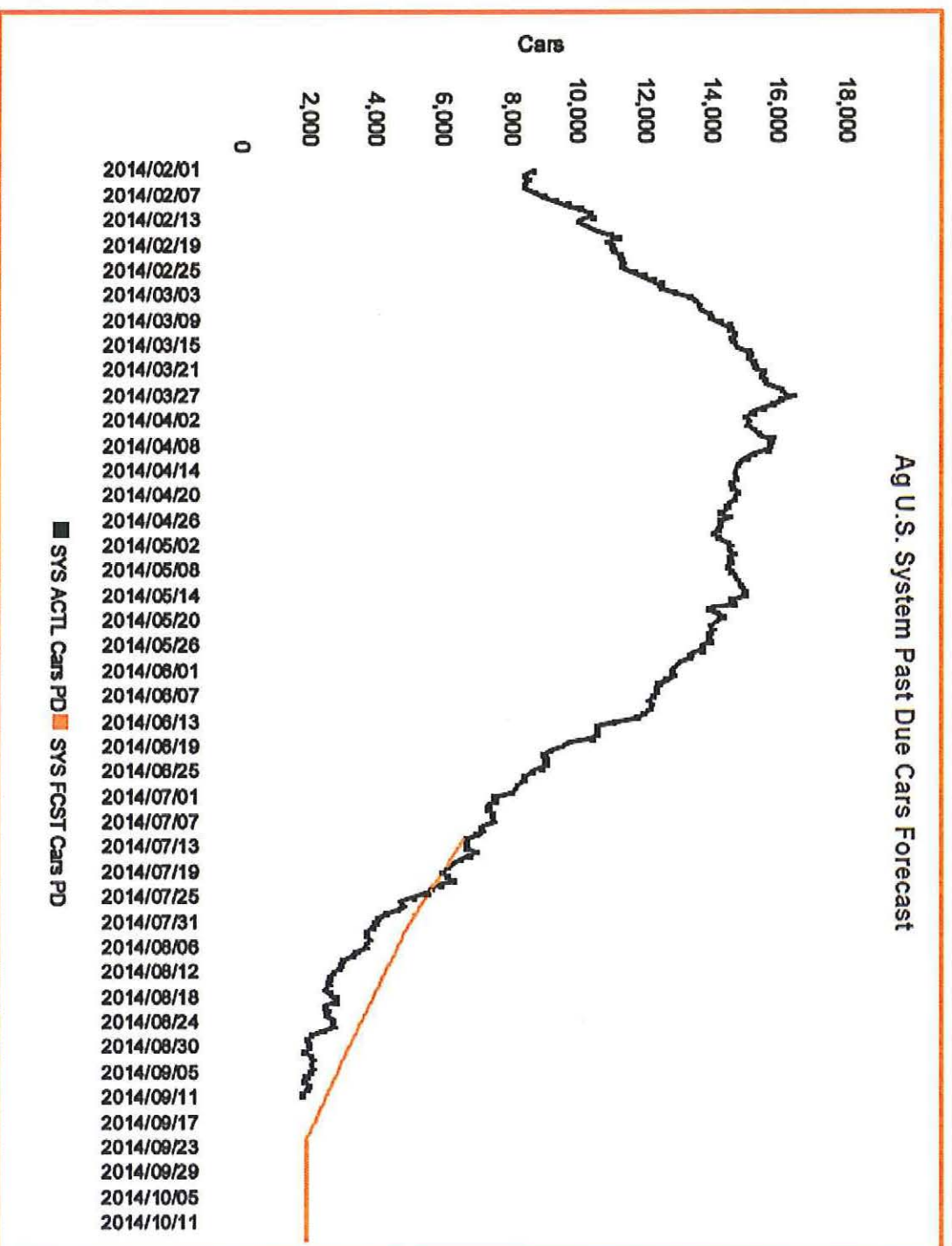
Car orders become past due when they are greater than 3 days past the desired want date

Current BNSF past due of 1,898 is down 14.9% vs 2,231 last week

Current BNSF active grain fleet is 26,196 cars, with 50.3% under load (active empty fleet: 13,020 cars)

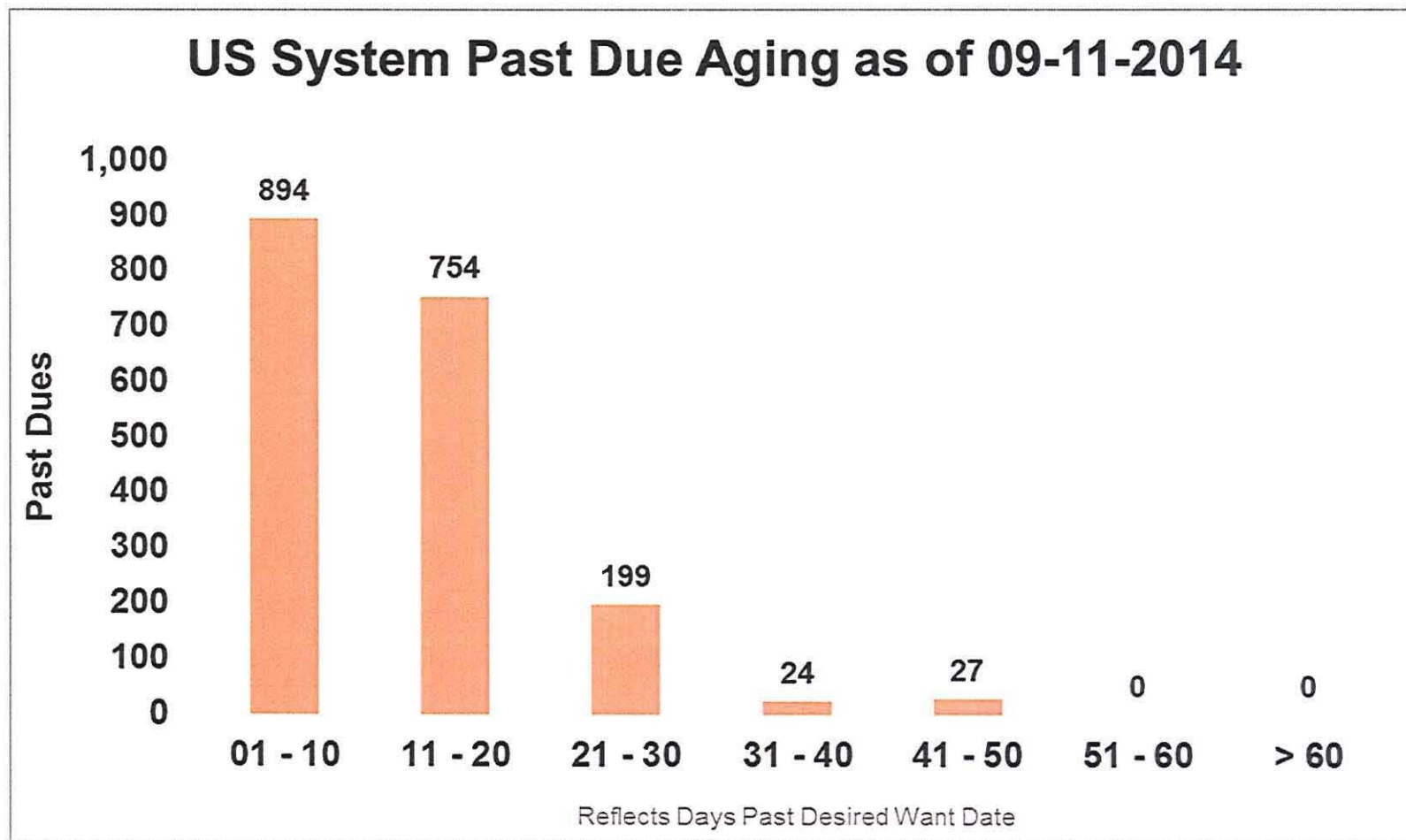
Current private equipment in grain service is approximately 225 cars

System PD Forecast



*Data through 9/10/2014 - Forecast as of 7/10/2014

Past Due Aging Report



Shuttle Trips Per Month v. Plan

	September PLAN	Week Ending 9/06	Week Ending 8/30	Week Ending 8/23	Week Ending 8/16
BNSF System	2.5	2.3	2.1	2.2	2.2
California	2.1	2.1	1.8	1.7	1.6
Texas Gulf	2.8	2.5	2.1	1.5	1.7
PNW	2.5	2.9	2.5	2.8	2.5
West Texas	3.4	1.7	1.9	3.6	2.2
Mexico	1.4	1.4	1.0	1.2	1.0